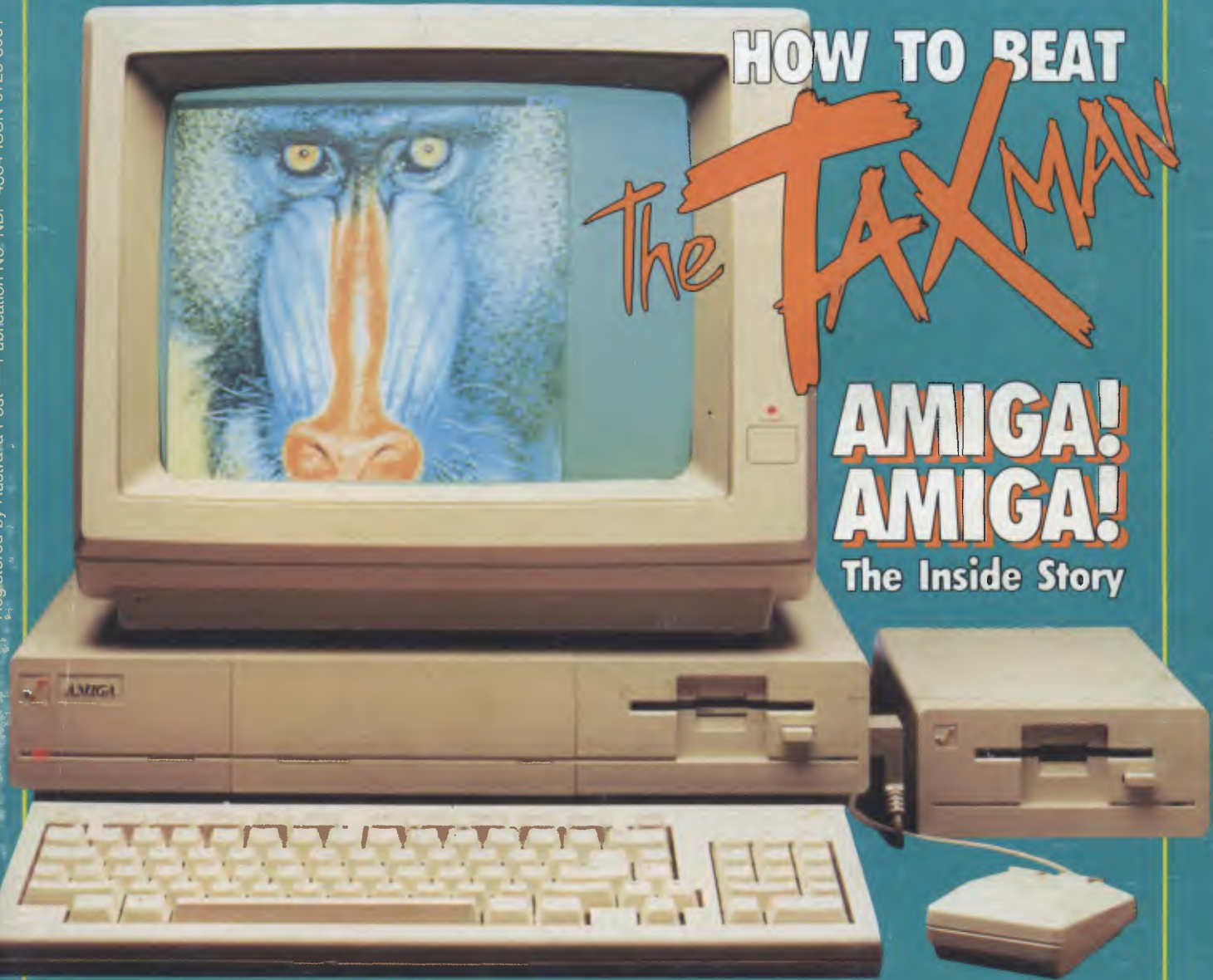


your computer

BONUS! BONUS!
Part 2 of Beginner's BASIC
Win a \$13,000 Labtam

JUNE 1986 \$2.95* NZ\$3.50

MAKING YOUR MICRO WORK



HOW TO BEAT

The **TAXMAN**

AMIGA!
AMIGA!

The Inside Story

WRITE YOUR OWN AMAZING ADVENTURES
PRACTICAL PRINTERS

Registered by Australia Post — Publication No. NBP 4384 ISSN 0725-3931

MEMOREX

Disks

ADD LUSTRE TO
ANY COMPUTER



For More Information Call Memorex TOLL FREE 008-226117 or Sydney 908-2211 Melbourne 267-2955
New Zealand: Dataset Computer Supplies (N.Z.) Ltd. Auckland 795-561 Wellington 857-600

CONTENTS



NEWS 6

FEATURES 18

The YC Tax Attack	18
Hear! Hear! — PCOTY Report	28
Write Your Own Adventure	30
Samples, Shuffles and Searches	47
All Hail the Amiga	50
Printers Galore	60

POCKET PROGRAMS 71

REVIEWS 81

Javelin	83
Word Machine	92
Xtree	95

INSTRUCTION SET 101

C for Smarties	101
Structured Programming	107

PUBLIC DOMAIN 115

New Products	117
Your Microbee	123
Your IBM	125
Your Bondwell	126
Your C64	128
Readers' Classifieds	131
Lotus Hotline	132
IBM Underground	134
Clubfile	136
Services	144
Birthday Month	146

EDITOR

Natalie Filatoff

CONSULTING EDITOR

Les Bell

MASTERMIND

Matt Whelan

PRODUCTION EDITOR

Jane Mackenzie

MANAGING EDITOR

Leo Simpson

ART DIRECTOR

Stephen Pickells

PUBLISHER

Michael Hannan

CONTRIBUTORS

Australia: Brendan Akhurst, Ian Allen, Bill Bolton, Darren Challis, Phil Grouse, Tim Hartnell, John Hepworth, Frank Lee, Bruce Mitchell, John Nicholls, Jeff Richards, Ewart Stronach, Dom Swinkels, Colin Tringham.

United States: Howard Karten

OFFICE SERVICES

Felicity Skinner

SUBSCRIPTION ENQUIRIES

Julie Plummer

ADVERTISING SALES

Damien Prins (Advertising Manager), and Craig Rowe (NSW Sales);

David Farrington and Irena Churgiel (Victorian Sales)

ADVERTISING PRODUCTION

Wayne Hanley

OFFICES

NSW

180 Bourke Road, Alexandria 2015;

(02) 693 6666.

Telex: FEDPUB AA74488

Victoria

150 Lonsdale St, Melbourne 3000;

(03) 662 1222.

Telex: FEDPUB AA34340

Western Australia

Jim Wells, John Fairfax and Sons,

454 Murray Street, Perth 6000;

(09) 481 3171.

Telex: AA94382 POSPE

Queensland

Warren Tapner, Federal Publishing,

26 Chermide St, Newstead 4006;

(07) 854 1119.

Telex AA145520.

South Australia

Dane Hanson, John Fairfax and Sons

101 Waymouth St, Adelaide 5000;

(08) 212 1212.

Source Mail:

Les Bell TCY314

Matt Whelan TCY267.

Bulletin Board: (02) 662-1686

Les Bell 1085, Matt Whelan 1

or leave a message in comments.

YOUR COMPUTER

is published monthly by the Federal

Publishing Company Pty Ltd.

Printed by ESN — The Litho Centre

Alexandria 2015; (02) 693 6666.

Editorial and NSW Advertising:

180 Bourke Road,

Alexandria 2015.

Telex: FEDPUB AA74488.

Distributed nationally by

Magazine Promotions.

Registered for posting as a publication

— Publication No. NBP4384. See

'Public Domain' section for information

on copyright, contributions, reader ser-

vices and subscriptions.

*Recommended and maximum price

only.

ISSN 0725-3931.



Roll on Bubble Memory

As many readers will know, I regularly travel the country, giving seminars on topics such as PC-DOS/MS-DOS, Supporting Personal Computers and the like. Essential to those seminars is the ability to demonstrate DOS commands and various software packages. To do this, I travel with an IBM PC and use a Barco projection TV to display what happens on the screen. The displays can be very effective, allowing large audiences to see the effects of complex batch files and other commands.

In order to effectively demonstrate DOS operation — and indeed many software packages like dBase III Plus — a hard disk is essential. So some time back I upgraded my PC by adding a hard disk, and simultaneously obtained a specially constructed aluminium case with foam padding, in which to transport the newly fragile Icarus (all our machines are named).

All went fine, except for a mysterious period of erratic operation during a seminar in Melbourne. I never did find out what went wrong; by the time I'd finished writing a diagnostic suite to thoroughly test the drive it had come good again.

And so everything continued for some time, until my recent visit to Perth. I sent Icarus over

by courier in advance of my own arrival, but for the trip back I took it with me as baggage.

As you wait for your bags at the airport, the assorted thumps and bangs on the other side of the carousel leave you with little doubt about the pounding taken by baggage. This time, Icarus did not escape unscathed. Turning the power on produced a horrible grinding noise from the stepper motor of the hard disk, and a distinct unwillingness to boot up.

So here I sit, with boxes full of PC software to review and work on, and a very dead PC.

The trouble is, I need a hard disk when I travel. The Compaq Plus is a possibility, but recently the airlines have started cracking down on passengers carrying portable PCs as hand baggage — they may well fit (just) under an airline seat, but they are too heavy.

However, sending a portable as baggage gives it a very slim chance of survival.

I'm now investigating alternatives: on my next trip I'll be taking a Hardcard disk drive in my luggage, mounting it into the PC on arrival and removing it again when finished. That might be the answer.

Meanwhile, I'm praying for a sharp drop in the price of bubble memories. □

LES BELL

"We deliver lowest prices plus professional advice"

IBM PC/XT SYSTEM

Industry standard PC with enough storage to manage your business.

- * Full 640K RAM memory installed
- * Huge 20 Megabyte hard disk plus floppy disk
- * Taxan monochrome monitor
- * PC-DOS 3.1



COMPUTERS

IBM PC AT SYSTEM

- * 512K RAM memory
- * 20 Megabyte hard disk plus 1.2 megabyte floppy
- * Taxan monochrome monitor
- * PC-DOS 3.1



CALL FOR BEST PRICES ON THESE AND ANY OTHER CONFIGURATION

OLIVETTI M24/SP

Fast, new PC compatible from Olivetti, the market leader. Twice the speed of the IBM PC.

- * Full 640K RAM memory installed
- * 20 Megabyte hard disk plus floppy disk
- * Olivetti monochrome monitor
- * MS-DOS 2.1




PRINT BUFFER/SPOOLER

Multiuser Print Buffer/Spooler

Connect up to 3 computers to one printer. Software switching means that computers are automatically connected to the printer.

- * Automatic spooling
- * Pause, repeat, reset and copy functions
- * Memory: 64K, 128K, 256K, 512K
- * Graphics information sent unaltered (no data compression)



HARD DISK DRIVES

NEC 20 Megabyte & controller - the best

- * Superior quality and reliability
- * Half height



AT 30 Megabyte	_____	\$2166.00
AT 40 Megabyte	_____	\$2495.00
AT 86 Megabyte	_____	\$3995.00
EVEREX 60 Megabyte Streaming Tape for PC	_____	\$2479.00
EVEREX 60 Megabyte Streaming Tape for AT	_____	\$2358.00
SYSGEN 60 Megabyte Tape Backup	internal: _____	\$2445.00
	external: _____	\$2555.00

Full 12 month warranty.

Our price: only \$1245.00

PRINTERS

TOSHIBA P351

Revolutionary 24 pin head, provides "the quality of the daisy with the speed of the dot". Superb letter quality at 100cps plus 288cps draft mode.

- * Ultra high resolution graphics



PRINTERS

Hewlett Packard LASERJET

Letter quality at the speed of light! The LaserJet prints at the staggering speed of 8 pages per minute, and provides typeset quality. NO NOISE. Great for offices especially with large printing requirements.



Now at amazing **SANT Savings!!** **only \$4985.00**

PRINTERS

NEC

NEC P2	_____	\$895.00
NEC P3	_____	\$1095.00
NEC P5	_____	\$CALL
Spinwriter 3500 & 8800	_____	CALL

EPSON

FX-105	_____	CALL
LX-80	_____	CALL
LQ-1000	_____	CALL
LQ-800	_____	CALL

BROTHER

M1509	_____	CALL
M1109	_____	CALL
Twinwriter 5	_____	\$1985.00

TOSHIBA

P1340	_____	CALL
Ask about our full line of Tractors and Cut Sheet Feeders.		

SOFTWARE

dBaseII	_____	CALL
dBaseIII+	_____	CALL
LOTUS, release 2	_____	CALL
Microsoft Word/Mouse	_____	\$695.00
Open Access	_____	\$695.00
Paradox	_____	\$795.00
REFLEX, Graphics Data Base	_____	\$195.00
Symphony ver 1.1	_____	\$795.00
Turbo Pascal 8087	_____	\$175.00
TWIN, Lotus 123 compatible	_____	\$235.00
WordStar 2000+	_____	\$525.00
XENIX XT/AT System V	_____	CALL
PICK Operating System	_____	CALL

MODEMS

SmartModem 123A, 1200/1275/300 bps	_____	Call
SmartModem 1234A, 2400/1200/1275/300 bps	_____	Call
PC In/Modem, 300/1275 (incl. PC Videotex)	_____	\$595.00
Smartmodem 1200, 1200 Full Duplex	_____	Call
Sendata 1000 (incl. Videotex Software)	_____	\$495.00
Smartmodem 21/23, 300/1275 (incl. PC Videotex)	_____	\$675.00
SmartModem 2400	_____	Call

XIDEX DISKS DISCOUNTED

5 1/4" SS/DD	_____	\$29.50
5 1/4" DS/DD	_____	\$34.50
8" SSDD	_____	\$39.00

SPECIAL

IBM PC

Complete with 10 Megabyte hard disk, 1 floppy disk, 640K RAM, Taxan Monochrome monitor, monochrome adaptor, PC-DOS 3.1. Limited stocks at this price so be early!

only \$4495.00

SANT TECHNOLOGY

Sant Technology. Phone: (02) 597 2355, (02) 588 1913. Suite 3, 58 Bay Street, Rockdale, NSW 2216. All prices: * Include sales tax * Subject to change without notice * Do not include delivery. Quantity discounts available. Many items are not listed, please call for specific item.

GUNG-HO COMMODORE!

Commodore hasn't exactly received the best press about its financial position in the past year, but is now going all out to show these troubles are in the past and the company is back on its feet again, with a new management structure and paid-off debts to prove it.

Natalie Filatoff spoke to Tony Serra, Commodore Australia's new managing director.

The Amiga is here! It arrived *early* — early in April — and out of the accompanying euphoria came a flurry of positive press releases from Commodore, to dispel last year's gloom and doom rumours of impending bankruptcy.

While the new managing director of Commodore Australia, Tony Serra, doesn't deny the company was in difficulty, he quotes an operating profit for Commodore International for the last half of 1985 of more than \$1 million, as evidence of the company's strength.

"We're so strong," he said, "we were able to close down two major manufacturing operations and write off those losses in a single quarter, as well as repay \$US52 million in bank loans in the same quarter."

Australian sales in January and February, 1986, were apparently up 66 per cent over the same period last year, and, says Serra, "There is every indication that March will be even better." Commodore International is also reported to have experienced a 50 per cent increase in sales compared to the same period in 1985.

So the Commodore's craft isn't really sinking after all (just listing a little). According to Serra, the upturn in the company's situation is the result of some long-overdue scrubbing of decks, emptying of the bilge and jettisoning of an accumulation of driftwood — "dead wood" he called it. And it seems there's been a run on the ship's armoury.

"In the last six to eight months," says Serra, "a lot of bullets have been bitten. Hidden stocks and inventories of parts have been found and reconciled, and the company has broken down the one-man-band syndrome of Jack Tramiel, which didn't work."

Tom Rattigen, "a young, ex-Pepsico, a la John Sculley-type person" is at the helm, and has divided the marketing globe into three areas under the control of three key people: there's the United States and Canada (the new domain of Nigel Shepherd, formerly MD of Commodore Australia), Europe and the UK, and Australia and Asia.

"Now we're getting out there and being professional," says Serra.

Commodore sees itself as a company apart from the general computer whirlpool. "We've looked at the industry and decided we don't want to be just another computer company. We're a sales and marketing company which happens to sell computers. But," adds Serra, "that doesn't take away from the fact that we have some very technically minded people."

He says the computer industry as a whole hasn't been marketing to people. "It's been taking itself too seriously. Actually getting off Cloud Nine and being aggressive gives volume sales."

Volume sales, according to Serra, are to be had from the home market, which, he says, is far from dead, though it has changed. He believes it's been dragged further upmarket by a merging with the lower end of the business segment.

It's this merging which Serra maintains has left Commodore in a perfect position: with a leg-up, so to speak, into the business arena.

He says the company's range of machines is poised to at least maintain its 70 per cent of the Australian home market, while scoring sizeable successes in business.

The Commodore range now consists of the C16, the ever-popular C64, the C128D (which will soon entirely replace the earlier 128), the PC 10, the PC 20 and the Amiga.

The company is emphasising that the Amiga is not expected to pull Commodore clear of troubled waters all on its own. In fact, it's predicted the Amiga will only account for 11 per cent of sales in the coming year. "We're not naive enough to believe one new product could be the be-all and end-all," asserted Serra. The 128D is expected to bring a tidy 28 per cent of forecast sales, the PC 10 and 20 will battle it out for 28 per cent between them, and the old and new C64s will also carry a 28 per cent load, with miscellaneous peripherals bringing in the balance.

In the marketplace Tony Serra is afraid of no one, though he acknowledges that companies such as Sanyo, National, Toshiba and AWA — companies in the home entertainment game — are his main competitors. On behalf of the Amiga, he has declared Microbee Systems' Gamma to be a "nice" competitor.

"Microbee Systems doesn't have high-volume sales as its goal. It's a nice machine, but our main target is Apple. We're after the Mac, and wherever we see a head in that area we'll kick. The others aren't a threat. They have to be careful not to become aggressors. Aggressive competition will always be won by the company that manufactures its own machines."

Like Microbee Systems, Commodore will soon be announcing IBM PC emulation capabilities for its latest machine. The Amiga's lifeline to the world of business software should be available in June this year, though Serra insists the Amiga's open architecture will assure it of a place in any section of the marketplace, from home use to specialised application in music and graphics fields, and sophisticated business use (see Tim Hartnell's review of the Amiga — and its market positioning — on page 50).

This may be so, but at the moment everyone is asking who, other than the high-tech freaks, will buy a machine which has very little software available for it. At the time of writing, there were believed to be 70 packages available for the Amiga internationally — around 50 in Australia. While IBM compatibility will broaden the field considerably, those programs won't be taking advantage of the Amiga's fabulous capabilities. Apparently, 17 Australian software houses are writing programs for the Amiga, along with another 90 or so overseas companies — we can only wait and see how soon it takes for good drivers of this new computing vehicle to be produced.

One thing, says Serra, is clear: "Companies which are experiencing tough times don't go releasing products the way we are."

SAY GOODBYE TO SHORTHAND

Early in April, IBM researchers at Yorktown Heights, New York, demonstrated a speech recognition system, operating on a specially equipped IBM PC AT, which is claimed to be the most advanced yet achieved.

The system is claimed to correctly transcribe sentences from a 5000-word vocabulary with more than 95 per cent accuracy. It achieves this using an innovative statistical approach, originated at IBM's Thomas J Watson Research Centre, which works with a limited number of basic building blocks — used to compose words and phonetic symbols — rather than attempting to model thousands of individual words or imitating the way people recognise speech.

As sounds are uttered, the system chooses 'candidate' words using a statistical model drawn from an analysis of 25 million words of office correspondence. As the person continues to speak, new candidate words are chosen and the initial ones re-evaluated in the light of the new data. Within a few seconds this process determines the most probable word and displays it.

This contextual analysis enables the system to distinguish between words which sound alike, such as 'know' and 'no', 'two', 'to' and 'too', and so on. Punctuation has to be added verbally by saying 'comma', 'exclamation point' or whatever.

The AT 'learns' the characteristics of each user's voice after he

or she reads a short document into the system. Then, as the user speaks into either a free-standing or headset microphone — pausing briefly between words — phrases and sentences appear on the workstation screen. The resulting document may be edited again by voice, or by normal keyboard methods.

In this experimental desktop system two powerful high-speed subsystems are integrated into the AT, each consisting of three computer cards. These subsystems enable the power of a mainframe and three auxiliary processors to be condensed into a standard PC AT; when IBM demonstrated its first large-vocabulary real-time speech 'recogniser' in 1984 it had to use a roomful of computing machinery.

Dr Frederick Jelinek, leader of the IBM speech team, said the next step would be to test a number of the AT-based recognisers in offices, to gauge their adaptability to different speakers and to varying background noise.

"Equally important, of course, will be people's reaction to using the system," Jelinek said. "We need to understand how people in normal office settings will actually use it."

Each of the two subsystems consists of a digital signal processor chip and associated circuitry, mounted on three cards and controlled by the AT's processor. The first subsystem transforms speakers' words into a string of 'labels', thus encoding the speech. The second subsystem matches this with the words

in the system's vocabulary, using a custom-designed memory management unit to search through a two-million-character memory in which the system's acoustic models and each speaker's pronunciation statistics are stored.

Future work will concentrate on expanding the system's vocabulary, improving its resistance to noise, and eliminating the need to pause between words. □

NEWS FROM IBM

Shortly after IBM in the United States announced a new portable computer, enhanced models of existing machines and various new software products, IBM in Australia released news of expanded capabilities for the IBM IX, the 'low end' of the PC range which is particularly aimed at the education market.

The new capabilities available for the IX include a hard disk expansion unit, a 256 Kbyte cluster memory card and nearly 40 new software packages.

The hard disk unit consists of a 10 Mbyte, 135 mm hard disk drive and three expansion board slots, which can be used with optional cards such as 256 Kbyte and 384 Kbyte RAM cards, allowing the user to increase memory to up to 512 Kbytes.

The 256 Kbyte cluster memory card installs on the optional cluster card, enabling users in a classroom network to install up to 384 Kbytes of memory into the main IX system unit. □

New software includes six programs developed by Canada's University of Waterloo, the integrated package Enable, advanced word processors, personal productivity tools and over 20 educational programs designed to introduce students to various mathematical, scientific and language topics. All the software is available on 9 cm diskettes.

The portable computer announced by IBM is called the PC Convertible, and features an 80-column by 25-line detachable display that allows the system to be easily converted to a desktop model; two 720 Kbyte, 9 cm diskettes; battery power; 256 Kbytes of RAM; and it weighs less than 6 kg. Its price in the United States will be just under \$US2000.

IBM also released a faster model of the PC AT, three new PC XT's with significant increases in storage capacity, new software to improve communications between PCs and host computers, two new series of accounting software, and price changes on 'selected' PCs, hardware options and software.

IBM Australia announced its intention to support the new 720 Kbyte 9 cm diskettes on the IX, but pointed out that the IX as available today will not support them without modifications. IBM intends to offer the ability for the current IX to be upgraded to support the 720 Kbyte storage capacity. Also, according to IBM Australia, the application programs which work on the current IX will continue to function successfully on the IX supporting the 720 Kbyte format. □

Backs up **CopyWrite** IBM PC software

Hundreds of the most popular copy-protected programs are copied regularly. Copy-protected software is copied readily. **CopyWrite** needs no complicated parameters.

Requirements: IBM Personal Computer or XT; 128K-bytes of memory; one diskette drive.

CopyWrite will run faster with more memory or another drive.

CopyWrite is revised monthly, to keep up with the latest in copy protection. You may get a new edition at any time for a \$25 trade-in fee.

CopyWrite makes back up copies to protect you against accidental loss of your software. It is not for producing copies for sale or trade, or for any other use that deprives the author of payment for his work.

To order **CopyWrite**, call with your credit card or mail a cheque for \$95, plus priority paid mail \$5 for **CopyWrite** or trade-in.

**Aardvark Utilities, PO Box 133,
HAWTHORN, VIC 3122. 819 1996.**



100's OF COPYPROGRAMS

AARDVARK'S

other utilities include:

Disk Explorer	\$100
Zero Disk	\$100
Systemate II	\$120
SurMate Audit Trail	\$75
Disk Manager	\$100
Unlock	\$120
Express Letter Processor	\$95
Ds Backup	\$150

NATIONWIDE HISTORICAL INDEX

All over Australia there are collections of historical material — newspaper cuttings, memoirs, documents, photographs — many of them assembled by volunteers and kept in local museums and libraries. Also all around the country are people trying to find just that kind of information in order to trace the history of their family or a specific locale, who have no way of knowing this material exists, let alone how to access it. The material may also often be in a precarious state of preservation.

Australian Information Retrieval Services, a small company from the south-east Queensland town of Gympie, is trying to change this. It has released a 'kit', called the Local History Collection, giving step-by-step instructions on how to manage, arrange, catalogue and compre-

hensively index historical material. The user is told how to extract indexing information from the items and enter it on special forms, which are then returned to AIRS, entered into a computer, sorted into alphabetical order, and reproduced in a bound index.

All the material is kept on a floppy disk by AIRS and may be updated at any time. The initial purchase price includes 5000 entries, but there is no limit to the number which may be added.

If the owners of the historical material have access to a computer themselves, they can purchase the software and operate their own system independently of AIRS, but the company's ultimate aim is for all the indexes thus created to become part of a nationwide index of historical collections.

The idea and the program came about when the Gympie Historical Society and the

Friends of the Gympie/Widgee Public Library wanted to make historical information about Gympie's gold rush days more available to the public. Lee Tonkin of AIRS designed the system, and has since adapted it for operation by librarians or even untrained volunteers.

As a small high-tech firm based in the country, AIRS is an example of the possible way of the future: the trend for high-technology industries, particularly software companies, to be based away from major cities in smaller towns (*or on islands?* — Ed.).

In its efforts to keep the price of the historical indexing kit at a level even small groups can afford, AIRS has decided to market it itself. It has made a video which interested organisations can purchase, re-enacting a local history society's problems and showing how the kit works. If you'd like more information or a copy of the video, contact AIRS at PO Box 567, Gympie 4570; (071) 83 4727. □

DUN AND BRADSTREET DATABASE

Among the newest private databases which will soon be accessible through an IBM PC is an on-line system from Dun and Bradstreet, the credit and financial information company. It will enable subscribers to search through company lists for names of top executives and their positions — including heads of data processing and office management system sites. □

FILM ANSWERS RSI QUESTIONS

RSI (repetitive strain injury) has been dubbed the 'Australian Plague' and 'Kangaroo Paw', and some medical authorities reckon it has reached epidemic proportions. Twenty cents out of every dollar paid out in workers' compensation today is for RSI.

This obviously places an increasing burden on both employees and employers, not to mention insurance companies, and one of these, Switzerland Insurance, has sponsored a film on the subject to try to answer questions about RSI and educate all areas of industry about how to avoid the disease.

Narrated by newsreader David Johnson, the film examines common factors in the cause of RSI and outlines measures that can be introduced into the workplace to prevent the problem occurring. These measures include those taken by actual companies such as Chargecard, which has replaced all desks and chairs at computer terminals and introduced ideas such as computer cartoons which appear on the screen when the computer is switched on and instruct the user how to adjust the seating position to avoid strain.

Other preventive measures include group exercises, ergonomic furniture and reallocation of tasks — a mixture of practical and economical solutions.

The film is available for training sessions in the workplace; contact Lead Management, 263 Goulburn Street, Darlinghurst 2010, (02) 212 4199; or 96 Mills Street, Albert Park 3206, (03) 699 8496. □

Pipeline

Dual micro-code processor installs in minutes and enables you to run both 8 bit and 16 bit programs on your PC.

You get a speed improvement on both 8 and 16 bit operations.

- Want to use your 8 bit programs on a 16 bit computer?
- Would you like your PC to run up to 30% faster?
- Want to upgrade to 16 bit but afraid of the cost of new programs?

Pipeline upgrade kit \$150
Manual only \$10

Call 'Pipeline' now for full details
(09) 350 6634

RUN 8 BIT CPM ON YOUR PC

TURBO UPGRADE FOR YOUR PC

CORRECTIONS FOR LEDGERMASTER

Both author Lindsay Ford and *Your Computer* have received several angry phone calls and letters about errors in the Ledgermaster II listing published in YC March. In order to soothe readers' fevered brows and pacify Felicity, who's been fending off all those phone calls, here are the corrected lines:

Line 40 should read:

00040 IF 0 = 3 AND . . .

The end of line 69 was illegible; it should read $i = 1$.

The expression XI appears in line 113. This should be $X < 1$.

The expression $A0\$(C=$ appears in line 309. This should be $A0\$(C=$

The line number for line 356 somehow became tagged onto the end of line 355 rather than at the start of the line immediately below.

Line 362 was omitted entirely! It should read:

00362 FOR X=Y TO 20: BI\$(X) = " ": B3(X) = 0: NEXT X: RETURN

We apologise again to anyone who has been inconvenienced by these errors. □

NEW!!

TOOLS FOR C PROGRAMMERS FROM HI-TECH SOFTWARE

HI-TECH C COMPILER

The HI-TECH C Compiler is an all-Australian high-performance C compiler for the Z80 and 8086/8088 processors. Now in use at thousands of sites in Australia and overseas, it combines an excellent user interface and diagnostic messages with smaller, faster generated code than any other compiler. It runs on CP/M-80, PC-DOS, MS-DOS, CP/M-86 and Concurrent CP/M. It allows for the generation of ROM based code and comes with a macro assembler, linker and librarian. The 8086 compiler supports large and small memory models and the 8087 maths co-processor. A cross compiler running under MS-DOS and producing code for the Z80 is also available.

Prices

8086 Compiler for MS-DOS or CP/M-86	\$300.00
Z80 Compiler for CP/M-80	\$250.00
Z80 Cross compiler for MS-DOS	\$300.00

SNAKE

SNAKE is a utility for MS-DOS functionally equivalent to the Unix MAKE command. It automates the re-compilation of any modified modules of a programme. This is an indispensable tool for any serious programmer using C or any other compiled language.

Prices

SNAKE	\$89.00
SNAKE + BTree + ISAM	\$249.00

BTREE & ISAM

BTree is a b-tree based index and data file manager supplied in C source code form. ISAM is a higher level set of routines providing powerful database management, also in C source form. ISAM requires BTree.

Prices

BTree	\$119.00
BTree + ISAM	\$179.00

A BOOK ON C

"A Book on C" by Al Kelley and Ira Pohl is an indispensable guide for every C programmer, whether a beginner or an experienced professional. An excellent introduction and a comprehensive reference to the C language, it has many examples and working programs.

Price: \$32.95

MACRO ASSEMBLERS

HI-TECH Software has macro assemblers to run under MS-DOS or CP/M for the following micros: 8080, 8085, 8086, 80186, Z80, NSC800, 6800, 6801, 6805, 6809, 6301, 6303, and 64180. All use standard manufactures mnemonics and come with a powerful linker librarian and object code convertor. The assemblers produce absolute or relocatable code and Intel and Motorola Hex formats are supported.

Prices: \$250.00

FUJI FLOPPY DISKS

We use only top quality Fuji floppy disks for our software. These disks are second to none in quality and carry a lifetime replacement warranty. Due to our high volume buying we can offer them to you at big savings. Some examples: (per box of 10).

5 1/4" DSDD	\$42.00	5 1/4" SSDD	\$31.00
3.5" SSDD	\$67.50	3.5" DSDD	\$87.50

DELIVERY CHARGES (via TNT Air)

Software	\$8.00
Books	\$6.00
Floppy Disks	\$6.00

Only one delivery charge is payable per order, e.g. if you order software and floppy disks you pay only \$8.00 for the whole order.

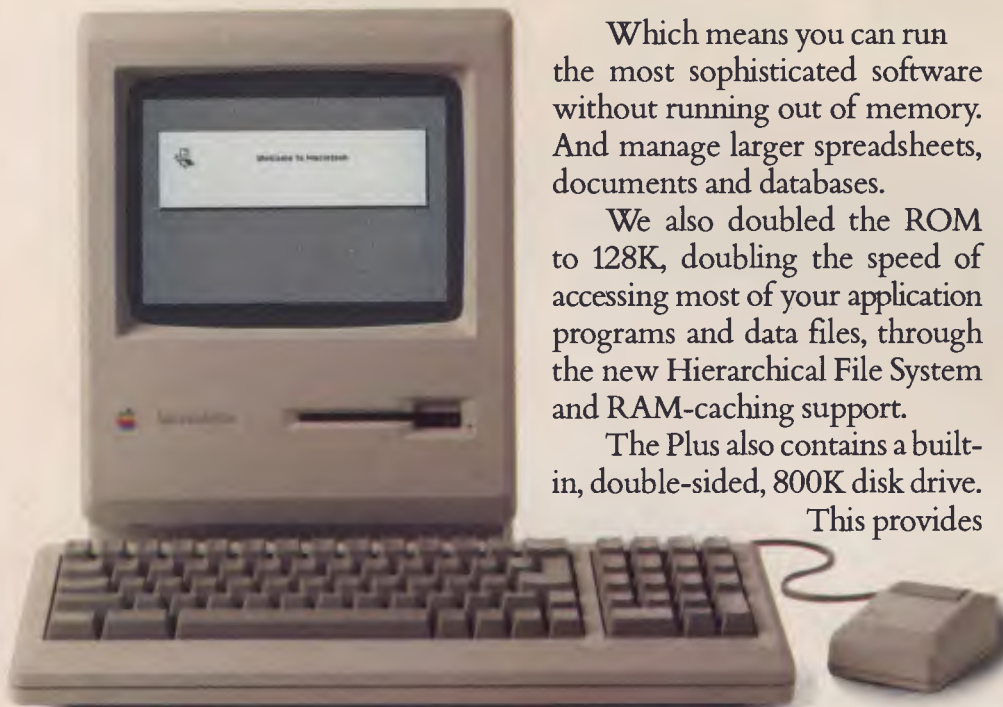
PHONE YOUR MASTERCARD, VISA OR BANKCARD ORDER TODAY ON (07) 38 3852 or write to:

HI-TECH SOFTWARE

P.O. BOX 103, ALDERLEY, QLD, 4051.
11 PAVONIA ST., ASHGROVE, QLD., 4060
Ph. (07) 38 3852

Call our 24hr 300bps Bulletin Board on (07) 38 6872

New Macintosh Plus. We've added



This year Apple introduces a new Macintosh.

Macintosh Plus.

As the name suggests, it's evolutionary, rather than revolutionary

(It's not our policy to bring out totally new computers for the sake of it. Instead we strive to perfect existing ones.)

Macintosh Plus is as simple to learn and use as before.

But there are some big differences, encouraged, we don't mind admitting, by current Macintosh owners.

Some of you asked for more power, others speed. Some needed greater storage capacity, others expandability.

Some heavy number-crunchers wanted a numeric key pad and conventional cursor keys built into the keyboard rather than remote.

Done. Done. And done.

The pluses of this new Macintosh include a full megabyte of RAM (expandable to four megabytes).

Which means you can run the most sophisticated software without running out of memory. And manage larger spreadsheets, documents and databases.

We also doubled the ROM to 128K, doubling the speed of accessing most of your application programs and data files, through the new Hierarchical File System and RAM-caching support.


The Plus also contains a built-in, double-sided, 800K disk drive.

This provides

twice the capacity of the previous Macintosh and the equivalent of 400 typed pages, or a bulging file drawer.



If that's still not enough, you can always plug in another 800K external drive.



Or you can really go all out and add our new Hard Disk 20. (Its 20 megabytes are about 10,000 pages worth.)

Just plug in a Macintosh Hard Disk 20 and you can keep all your software, files, worksheets and

documents within a moment's notice of your screen.

Add the Apple program Switcher, and you can actually work with several applications at once, moving information from one into another with the greatest of ease.

So you can transfer notes from an outline to a report – or numbers from a data file to a spreadsheet – as fast as you can click your mouse.

AppleCare.

All Apple products come with an automatic 3-month warranty covering all parts and labour.

But this year, Apple introduced a sort of "Warranty Plus" through the AppleCare service programme.

If you fill out and mail to us the registration form enclosed with your equipment, you will receive nine extra months' cover on top of the normal three.

Macintosh Plus also features a new SCSI connection port (dubbed "Scuzzy" in typical fashion by the development team).

SCSI stands for Small Computer Systems Interface and it's an industry standard.

We've virtually opened up the architecture. But what we've really done, of course, is open up a whole new world of possibilities.

The Scuzzy port let's you daisy-chain up to seven high-performance (and often low-priced) peripherals like hard disks, file servers and tape backups from all sorts of third parties.

Given all this power, it made sense to team it with equally impressive printers.

The new LaserWriter Plus is just such, producing documents with text and graphics of publishing quality.


everything except complications.

And it maintains this fidelity on copy paper, letterhead, labels, envelopes or overhead transparencies.



LaserWriter Plus has 35 different typefaces built in, a choice that would embarrass your local printer (and his invoices).

But if you don't need publication-quality printing, you can have near letter-quality by teaming up your Macintosh with the ImageWriter II.



It prints in three different modes: high-quality, standard and draft. And churns it out at speeds of up to 2½ pages per minute.

You can feed in single sheets automatically with the optional SheetFeeder.

And print up to seven colours using appropriate software.

ImageWriter II can also be shared with other Macintosh users via AppleTalk.

But this Macintosh isn't called Plus for nothing. You can just add and add.

Items like an AppleTalk Personal Network.

It's the most flexible, low-cost, easy-to-set-up, easy-to-use network around.

It'll connect up an office full of Macintoshes, LaserWriters, ImageWriters and file and disk servers - 32 devices in all.

Using an electronic mail package, you can send messages to any Macintosh screen on the network.



Or with EtherMac software you can share information with other computers. (Our computer is so friendly it'll even talk to IBMs.)



Add an Apple Modem 1200 to your Macintosh and you can talk to anyone virtually anywhere.

With a communications program like MacTerminal, a standard telephone and an Apple

modem, your Macintosh can plug into electronic information services like Viatel, Minerva and Midas and communicate with mainframes and minicomputers.

If you already own a Macintosh, there's another plus.

You can upgrade your machine to the new one megabyte. Ask your dealer for upgrade details.

You can also upgrade your LaserWriter to become a LaserWriter Plus.

Get hands-on with the new Macintosh Plus.

You should like it.

You helped design it.



The Apple business card.

If you wish to own a Macintosh system, you can take advantage of the Apple Credit Card, available from participating dealers.

You can use it to purchase computers, peripheral equipment and software with no down-payment and less impact on your cash flow.

If you qualify, in most cases you can take your own Macintosh with you and dive straight into work with it the same day.

For an authorised Apple dealer near you outside Sydney, you call toll-free (008) 22 1555 or Sydney 908 9088. AP 219/Palace



DATA PEN



KEYBOARD INTERFACE BAR CODE SYSTEMS

Most Popular P.C./s

IBM PC/XT	APRICOT	ZENITH 150
OLIVETTI M24	NEC APCIII	SPERRY PC
NCR PC4	COMMODORE	ERICSSON
TOSHIBA T1500	PC 10/20	

Also Terminals

IBM	DEC
SPERRY	HONEYWELL
ICL	PRIME

No Software Mods . No Port Addressing

Distributor — O.E.M. ENQUIRIES INVITED:



COMPUTER SERVICES PTY LTD

62 Barry Street, Carlton, Vic. 3053.
Telephone: (03) 347 7433 Telex: 35942

The Creative Computer Company.

*The Complete
Graphics, Typesetting
& LaserPrinting
Service*

123 Forest Road • Hurstville • 2220

5 7 0 8 3 0 0

NEWS

SEATTLE GUNSLINGER TAKES ON MICROSOFT

Giant software company Microsoft has become involved in a multi-million-dollar quarrel over the marketing rights to MS-DOS — Microsoft's flagship and the basis of its success — with a small company with just six employees, Seattle Computer Products — immediately dubbed by the United States trade press as the 'Seattle Gunslinger'.

When IBM approached Microsoft's founder, Bill Gates, back in 1981 for advice about a personal computer operating system, it seems he advised IBM to negotiate with Digital Research for its CP/M system, which was then the most widely used microprocessor operating system. For undisclosed reasons DRI didn't get involved with IBM in this project, which returned to Gates with its problem.

Gates then bought an operating system called QDOS (Quick and Dirty Operating System) — a CP/M lookalike — from SCP for \$US60,000, modified it to become MS-DOS and then sold it to IBM for \$US125,000. IBM's proprietary version of this operating system, PC-DOS, became a virtual industry standard, and Microsoft rose to become third-largest software company in the United States through licensing of its closely compatible MS-DOS to clone manufacturers. By 1984 it had achieved around 54 per cent penetration of US business computers.

Then, in 1985, SCP claimed that under the terms of the 1981 contract, Microsoft had the right to sell all new versions of MS-DOS, including the latest version 3.1, *as long as they were sold alongside an SCP microprocessor*. It gave Microsoft first option to buy the company — and thus the allegedly retained marketing rights. Microsoft maintained the rights were not transferrable and cast doubt on SCP's interpretation of the contract — at which stage SCP sued Microsoft for \$US60 million in damages or the return of all marketing rights and back payment of all revenues from MS-DOS sales.

Officials at Microsoft have so far been restrained in their com-

ments, probably because the timing of SCP's action clashed with the public listing of Microsoft Corporation. However, the issue is complex, and could take years to go through the courts if no intermediate settlement is reached. □

PIRACY CRACKDOWN

It seems times are becoming harder for computer industry pirates, with recent crackdowns and projected tougher laws in both the United States and South-East Asia.

The United States Government intends to apply to become a signatory to the Berne Convention covering international agreements for copyright protection, and may also limit special tariff preferences to developing countries where governments do not take sufficient steps to safeguard United States 'intellectual property'. It has identified the main violators as South-East Asian countries such as Taiwan and Korea.

Meanwhile, according to Lotus's director of security, Leo McCloskey, authorities in Malaysia, Thailand and Indonesia are taking a close look at software piracy problems, while Singapore, Taiwan and Korea intend to tighten up existing laws. This follows raids on Hong Kong retailers where around 20 people were arrested and a large number of software products seized following complaints by Lotus to Hong Kong Customs and Excise.

The Singapore High Court has also granted IBM Singapore permanent injunctions against six local traders for copyright infringements, and banned them from pirating and distributing IBM software and operating manuals. The software being pirated was IBM's BIOS.

Legislation to curb copyright violations based on the Australian Copyright Law is due to be presented to the Singapore parliament. The existing legislation is based on the British Imperial Copyright Act of 1911, but last August Singapore adopted the Australian model because it was up to date, suited for countries grounded in British common law, and provided for the protection of computer software. □

PAY-IF-YOU-LIKE SOFTWARE

An experiment in direct marketing of public domain and user-supported software for IBM PCs and compatibles has been started in Australia, and is claimed to offer a selection of thousands of programs from all over the world.

If the software proves useful, the purchaser is asked to register as a user and pay a small fee, which varies from program to program but is claimed to be generally only a few dollars. As a registered user, the purchaser will normally receive any updates. If the software isn't satisfactory, the purchaser simply doesn't register, but still keeps the disk.

The cost: \$11 per diskette. The range: spreadsheets, word processors, utilities, games — even a program called Deskmate featuring an alarm clock, calculator, calendar, notepad, printer control and typewriter mode, which can be resident in memory and work as an alternative to Sidekick. It comes complete with documentation on diskette.

If you wish you can join the PC Software Interest Group for a membership fee of \$25, but this isn't necessary to buy software. However, the directory of available software is free to club members, who also receive newsletters with details of the latest releases.

Aspiring Australian authors can also join the experiment and have their software distributed on the same basis in the United States and other countries, at no

cost to themselves.

Initially the software will be available by mail order only from Manacomm, PO Box 42W, West Pennant Hills 2120, or by phoning (02) 875 3538. □

TEACH YOUR PC TO READ

While PCs are generally purchased to improve office efficiency and speed up data processing, actually keying the information into the machine essentially hasn't changed since the first typewriter appeared on the scene over 100 years ago. Remington now claims to have produced a product which removes the keyboard bottleneck.

The PC-Scan optical character reader is a 41 by 29 by 10 cm box which fits between the PC and its screen, into which documents are simply 'posted' through a front slot. It is claimed to scan a standard A4 typewritten page in 25 seconds — 30 times faster than the average copy typist — and produce the text on the PC screen just as if it had been keyboarded. It can then be manipulated with your chosen word processor.

PC-Scan is claimed to be able to read all the popular fonts currently used in offices, even proportional spacing, so it should be able to operate with text created on almost any kind of typewriter. Remington's information doesn't state whether PC-Scan is able to 'read' print as well as typewritten text.

You can contact Remington at 175-183 Liverpool Street, Sydney 2000; (02) 269 0925. □



The Printer Solution

The HP LaserJet together with the PaperJet 400 sheet feeder provide the ideal solution for the high volume wordprocessing environment or where presentation is important. Sharing the LaserJet between wordprocessors gives the most cost-effective solution for high quality printing. Professional and corporate offices will notice the improvement immediately.

- Print at 8-10 pages per minute (letter quality)
- Three paper trays plus envelope feeder.
- Huge range of optional font cartridges
- Can be shared by PCs or DIGITAL DECmates
- No Noise
- Ideal for wordprocessing applications

Full demonstration facilities are available at LOGO. Call us now for a consultation.



LaserJet plus PaperJet equals office productivity!

LOGO

LOGO Computer Centre

Suite 305, Henry Lawson Business Centre, Birkenhead Point, Drummoyne. Phone (02) 819 6811
PO Box 389 Drummoyne 2047 NSW
WHEN YOU WANT THE BEST!

TRY BEFORE YOU BUY

If you'd always thought there really *should* be somewhere you can try out the computer or software you're considering buying, or compare different products in use — somewhere quite impartial, with no pressure on you to buy — you'll be pleased to hear there is. At least, if you live in Melbourne you'll be pleased.

The Australian Microcomputer Industry Clearinghouse (AMIC) is a division of Technisearch, the commercial arm of the Royal Melbourne Institute of Technology, and as such is both non-affiliated and impartial, and can draw on a vast range of computer experts from the Institute.

AMIC has been quite a success story in the past year, with more than 20,000 people having made use of its services, and its reputation as a consultant for large and small projects steadily growing.

AMIC's *raison d'être*, however, is to give individuals and organisations impartial advice on all aspects of microcomputing, and to provide facilities for them to have hands-on experience of the products they're interested in.

AMIC has on permanent display such brands of computer as Apple, IBM, Hewlett-Packard, Labtam, Pantek, Barson and Tandy, as well as an extensive and rapidly growing library of software. It also has a number of peripherals such as printers and modems.

It costs just \$6 an hour for a prospective purchaser to test and evaluate any number of hardware and software options. Staff are also on hand to demonstrate products, a service which costs \$45 an hour.

AMIC is located at Gateway Plaza, 449 Swanston Street, Melbourne 3000. You can contact the manager, Peter Wilkinson, on (03) 663 6775, for further details.

NOT JUST FOR YUPPIES

We've all known it wasn't true for a long time, of course (or you wouldn't be reading this magazine, would you?), but there's a prevailing belief *out there* that computers are really only for professional programmers and the upwardly aspiring young urban professional. To help disprove this prejudiced theory, a 13-year-old boy and a 56-year-old mother of two from the Hunter Valley have just won a Commodore 64 each for successfully completing 'The Hunter Valley Coal Chain Computer Game'.

This mouthful of a game was introduced at Maitland and Newcastle computer shows in a display by the Newcastle Coal Export Review Committee (NEW-CERC), whose members represent the coal mining companies, coal transporters, cargo assembly and shiploading and port

operations in the area.

The real Hunter Valley Coal Chain is the people who are involved in or benefit from the mining, transportation and exporting of coal to international markets. In the game, players were required to schedule trains from various loading points in the Hunter Valley to the port of Newcastle in time to complete cargoes for ships arriving at the port. The game was devised by three Newcastle High School students, and the winners were Brendan Frost and Edna McKendry.

Mrs McKendry was delighted to win her C64, but reports battles already with her two businessmen sons to keep her computer for home use.

As for Brendan, he already has a C64, and was in the process of negotiating with his parents to upgrade to a C128 — so now he'll trade in both his 64s for a 128. □

SUMMER MADNESS ??

In California it is! The beach is so inviting that it is a slow period for computer sales and CompuPro is trying to level out the dip by having a special deal on the CompuPro Ten Plus and

YOU CAN SAVE NEARLY \$2000 OFF RRP
MULTI-USER MULTI-PROCESSOR MULTI-TASKING
SINGLE-USER PRICES

AUTOMATION STATHAM PTY LTD

47 BIRCH ST. BANKSTOWN 2200
 (02) 709-4144 TLX AA 73316

Some regional dealerships still available. VAR & OEM discounts also apply.



Just out of the box The **V** AT PROFESSIONAL

We've built the VT AT for long distance, high speed computing with an 8 mHz CPU as standard and, with optional 10 or 12.5 mHz already built in, there's plenty of room left to move ahead. A VT computer will expand with you — its designed that way. Built from the world's top components; we can offer 12 months warranty with Olivetti backed service Australia wide. The specs say it all: 1M RAM, 40 Mbyte hard disc, Gate Array technology, Zero Wait State, built in networking capability, 4 I/O ports — all at a very competitive price.

From 1 to 100 fully compatible PC's, XT's or AT's, we can supply ex stock, from a total of 7 models because we don't just sell computers, we build them — in Australia.

"Professional computers for the professionals"

V VIDEO
TECHNOLOGY

17 Herbert Street, Dulwich Hill.
Ph: (02) 569 3700. Telex: 10715681 VDOT

AMERICAN GRAFFITI

BY HOWARD KARTEN

IT'S UNIVERSAL . . .

Occasionally, tax authorities experiment with alternatives aimed at easing the burden of preparing and filing returns. For example, in the United States, the Eternal Revenue Service several months ago began a test program in which a few selected commercial tax preparation services are filing returns electronically (that is, via PCs). Overall, however, the computer revolution seems hardly to have affected the way tax returns are prepared.

Indeed, for a time computers actually threatened to make things worse: United States tax law recently, briefly, required that home computer users claiming deductions for their PCs document when and why home usage occurred — presumably to prevent Mommy and Daddy from claiming a deduction for Junior's game-playing on the family computer. The Infernal Revenue Service beat a hasty retreat following a massive outcry by users that the record-keeping requirements were extremely burdensome.

Only a few years ago, AI researchers here envisioned incorporating AI techniques into a computer-based tax preparation program. That attempt was quickly abandoned, of course, when someone realized that even the best example of artificial intelligence would not be up to coping with the genuine stupidity of parts of our tax system. One micro's circuits blew out entirely in a futile attempt to follow IRS instructions and divide line 16 of the return (gross income) by line 4 (social security number). *Sic transit gloria IRS.*

Some entrepreneurs have attempted to meet the challenge in a less ambitious way. There are literally dozens of tax preparation packages for micros avail-

able on the market now, as well as dozens of templates for Lotus 1-2-3 and other worksheets used to help prepare tax returns. I've solved the problem in a less ambitious way: I've set aside one disk containing my financial records, and from time to time during the year, I update it — using my word processor. Thus, when I visit my accountant each year, I make sure I've placed that disk with my other papers in the big supermarket bag containing all my tax data.

Clearly, what this all points to is that the world desperately needs a piece of micro software for taxes, which would have universal applicability — that is, able not only to run on most computers, but also applicable to most governments around the world.

After exhaustive research in *Your Computer's American* software labs, we've managed to perfect just such a program, which we've published below. We believe it should run on most computers with only slight modification.

10 PRINT "HOW MUCH DID YOU MAKE LAST YEAR?"

20 INPUT X

30 PRINT "SEND IT, signed,
YOUR FRIENDLY TAX MAN"

KNIGHT-RIDDER HALTS VIEWTEXT SYSTEM

Knight-Ridder Newspapers, one of the United States's largest newspaper publishers and one of the first companies to actually institute a working videotex system, has thrown in the towel. In operation for less than 30 months, the company's Viewtron service has been permanently closed down. Company officials claimed that "despite steady growth in the number of sub-

scribers", the actual usage fell short of projections.

The NAPLPS-based system reportedly had fewer than 20,000 subscribers, and required them to purchase a \$US600 terminal in order to use the system. Transmitting data in NAPLPS is said to be considerably slower than transmitting ASCII, and this is widely regarded as one of the key problems Viewtron encountered. Another, of course, is that data was not easily transferrable to conventional PCs. However, Viewtron did add ASCII capability in 1985.

Meanwhile, other United States information utilities, such as Comuserve, are said to be thinking about experimenting with NAPLPS protocols — possibly adding that protocol to Comuserve's conventional transmission method.

UNIQUE TACK FOR NEW SOFTWARE VENDOR

A United States company has taken a unique tack in trying to break into the IBM word processor market. Ironically, however, technology advances may cut into the company's revenue.

The company, Brown Bag Software of Campbell, California, reasoned as follows. The word processor market is already crowded, and we've got to get the product out there so everyone can try it.

So the company arranged to have the actual disk, containing the full text of the word processor and a mini instruction manual, bound into every edition of a popular magazine here for IBM PC users. The gimmick is that users can print off the documentation, and use the disk a few times. After that, however, it won't work — unless users call

the company and charge the \$US89 price of the software to their credit card. At that point, Brown Bag tells users how to 'unlock' the software, mails out a complete manual, and also sends out a spelling checker.

So far, so good — except for one thing. The day after the software was in the hands of the magazine's readers, instructions for unlocking it appeared on several of the most popular bulletin board systems here.

APPLE ELIMINATES 600 OF ITS DEALERS

In early April, Apple Computer cut the number of authorized Apple dealers from about 3200 to 2600. This cutback follows a similar one by IBM several months ago, and, according to Apple, is aimed at shoring up the health of the remaining dealers. With computer sales generally in something of a slump here, Apple is clearly hoping to reduce its costs, particularly the costs of maintaining dealers through promotions, training, and so on. A secondary motive may be to reduce competition somewhat.

According to Apple, the stores being cut are the weaker ones, particularly independents, who accounted for less than 10 per cent of sales. However, 100 of them are Sears Business Centre stores operated by Sears, Roebuck & Co. Sears is the largest retailer in the United States, and had earlier said it would stop selling the Macintosh, which it had sold since the product's January 1984 introduction. While precise information concerning the hows and whys of Sears' action was difficult to come by, the move cannot be good news for the Mac, since Sears is regarded in some quarters as something of a barometer in terms of what's hot and what's not. □

NetComm have good news for those who thought the best modems cost an arm and a leg.



Now Australia's finest modem is within reach of everyone's pocket. NetComm's new Modem 3+12 can be yours for an incredible \$324. This 300 and 1200/75 full duplex manual dial modem will open up a whole new dimension for your computer, allowing you to access most local and overseas data bases and other PC's throughout the world.

Unique Upgrade Facility

Unlike other economy modems which have to be tossed out when you want to upgrade, the NetComm Modem 3+12 can be easily upgraded to incorporate auto dial, auto disconnect and other SmartModem[®] features.

All this and Software as well?

The Modem 3+12 comes with a Videotex and Comms program that will enable your PC to directly access Telecom's Viatel, plus news, stock market reports and a host of other information.

Now there's no need to compromise on quality or price. See your PC dealer today, or contact NetComm for further information.

®SmartModem is a registered trademark of NetComm (Aust) Pty Ltd



NetComm

Total Solutions for Data Communications

NetComm (Aust) Pty Ltd

NSW PO Box 284 Pymble NSW 2073 Tel: (02) 888 5533

Telex: 7110712811 + (DNC002 DNCT)

Minerva: 07:DNC002 Viatel: 288855330

VICTORIA Suite 4 6th Floor 520 Collins Street

Melbourne 3000 Tel: (03) 618 5104

QUEENSLAND Suite 6 Level 11 AMP Place

10 Eagle Street Brisbane Tel: (07) 229 7376

NE23FPC



BEST

IN

DEALS

THE

GALAXY

NEC

When you want the best deal on a personal computer, it has to be NEC.

- ☆ Twice the information processing speed of standard personal computers. True 16 bit power running at a staggering 8 MHz.
- ☆ The world's largest range of software with industry standard MS-DOS operating system. With the SLE (software library expander) option the APC III runs previously "IBM only" software, including Lotus 1-2-3, Framework and Multimate.
- ☆ Superior networking technology – *available now*. Novell's Netware/O with Omninet provides high speed, secure access to programs and data for up to 16 users, up to 4,000 feet apart. Netware allows workstations to use MS-DOS version 2.11 – use the software you know, on the network.

We will give you a deal on NEC that is light years ahead as well. Call now, we'll prove we're also the best dealers in the galaxy, no kidding!!

IN SYDNEY:

Natwick Management

Suite 2, 25 Burns Bay Road
Lane Cove, NSW. Phone (02) 428 1666

IN MELBOURNE:

Bayside Computer Systems

Suite 1, Cnr. Skye Rd. and Farrell St., Frankston.
Phone (03) 781 4011

APC III

It's that time of year again. "It's mine, I earnt it," you cry. "But I'm going to put you in jail if you don't give it to me," says the taxman poisonously. Well, Matt Whelan has brewed a little detaxicant to spray on him — psst. The 'WARNING:' on the can reads "If this backfires, you can't just push the escape button."

THE YC

ATTACK



Beat the Taxman! Beat the Taxman!" came the cries from the YC office at our forward-planning meeting back in January. "Don't bother," was the reply, "they're so far into S&M in that office they'd love it."

No, our more serious staffers intoned, the idea would be to show everyone how to use micros to their advantage at tax time — the June issue would be the ideal vehicle for our tax attack. We'd simply look up the dozens of tax preparation packages, Lotus tax templates, tax ready-reckoner programs and expenditure-tracking systems we'd read or heard about and package them all together to help our readers in their annual June joust.

Simple, we said, as we went back to working on the March issue. In the meantime we sent our spotters out looking for suitable packages, and made appropriate noises in *Next Month* to give distributors time to get their tax act together and forward the details to our sumptuous, tax-deductible Joynton Avenue offices.

To say we were knocked down in the rush, our offices made impassable by the mountains of software crowding the corridors, would be... well, it would be an outright lie, ranking up there with Eve's "Taste this, Adam, it's heavenly".

What if we gave a party and nobody came? (And would it still be tax-deductible?) Well, it didn't turn out quite that badly, but we were worried for a while.

So That's Where We Saw It!

The penny didn't make a mark when it dropped on our thick skulls, in the form of the "Tax Preparation Software" issue of PC

```

10 ' Copyright (C) 1986, Worthwords Pty Ltd.
20 ' permission granted for personal, non-profit use on
30 ' the condition the lines 10 to 100 inclusive are
40 ' retained and executed as is and the disclaimer
50 ' carried in subroutine 500 is included
60 PRINT : PRINT "-----"
70 PRINT "Income Tax Calculator 1985/86"
80 PRINT "Copyright, Worthwords Pty Ltd"
90 PRINT "-----"
100 PRINT : INPUT "Hit RETURN to get started . . .";X$
110 CLS=CHR$(26) ' ^Z - clear screen on ADM/TVI
115 DEFDBL A-Z ' use double precision throughout
120 FALSE% = 0 : TRUE% = NOT FALSE%
130 PROV% = FALSE% ' no provisional tax yet
140 GOSUB 500 ' explain ourselves
150 GOSUB 1000 ' get income, tax paid, income subj to prov tax
160 GOSUB 300 ' get appropriate tax scale
170 GOSUB 2000 ' check applicable rebates
180 GOSUB 3000 ' calculate tax, apply medicare levy and rebates
  
```

Tax Attack

Magazine (the real one, not the chopped-down local version).

When we saw its reviews we realised everything we remembered reading and hearing about tax software was *American*. Their complex Form 1040 tax return is a mathematical nightmare which cries out for computer assistance — assistance that has been provided in more than 100 forms from Freeware to high-powered commercial programs.

The United States *Journal of Taxation* shows no less than 70 professional-level packages, and *PC Magazine* uncovered dozens more aimed at end users.

In contrast, you don't even need to dust off the calculator to complete our standard income tax return, unless you are particularly keen to know your refund to the last cent. The more complicated returns apply to so few people that there is no good reason for a software house to develop an end-user package.

We did uncover three professional-level packages (designed for accountancy firms to help them prepare your return for you), but that was about it. So, it was straight to Plan B (or Part B of Plan A), the second of our tax-time stories designed to give you a few pointers on what you can cheat — er, rightfully claim is what we meant to say — with your micro's help, whether you can claim any deductions for your electronic dependent, and whether you can use it to make tax-free money.

And, having failed to uncover a useful program to calculate your 1986 tax for you (people who do taxation things are still working on 1985, anyway), we sat down and wrote one. Talk about dedication! Oh, you'd prefer us to talk about tax? Okay then, if you insist.

Before we go on, it's disclaimer time. Our program is meant as a guide only, and if you go to jail because of it we won't even send you a postcard, let alone admit any liability.

Paul Bedford, our whizz accountant who gave us all the latest tax details ("Don't quote me," he said, "and make sure you have a disclaimer on every second line in case you botch it."), warns that no program — even one written by someone who knows what they're doing, unlike us — can replace a trained beancounter. We reckon you should phone him on (02) 922 3911 if you want to check up on our results. He takes Bankcard... (or cash, but don't tell the Deputy Commissioner about that!).

```
190 GOSUB 3500          show the result
200 SYSTEM
297 '
298 ' work out appropriate tax rate depending on income
299 '
300 IF TI>34999 THEN GOSUB 35000
310 IF (TI>27999 AND TI<35000) THEN GOSUB 28000
320 IF (TI>19499 AND TI<28000) THEN GOSUB 19500
330 IF (TI>12499 AND TI<19500) THEN GOSUB 12500
340 IF (TI>4594 AND TI<12500) THEN GOSUB 4595
350 IF TI<4595 THEN GOSUB 4000
360 RETURN
497 '
498 ' explain ourselves
499 '
500 PRINT CLS$
530 PRINT : PRINT
540 PRINT "This 'ready reckoner' calculates the tax owed or refund due based"
550 PRINT "on your taxable income (as worked out on your 1985/86 return, after"
560 PRINT "deductions) and the tax already paid (either shown on your Group"
570 PRINT "Certificates, or remitted in Provisional Tax payments for the"
575 PRINT "1985/86 financial year). You must know these figures BEFORE"
580 PRINT "you run the program"
590 PRINT:PRINT
600 PRINT "The program will take into account rebates available to you"
610 PRINT "and (where applicable) calculate provisional tax. However, it is"
620 PRINT "not intended as an absolute or complete analysis as the tax laws"
630 PRINT "are complex and individual cases will vary widely."
640 PRINT:PRINT
650 PRINT "We offer this program as a guide only and will accept no"
660 PRINT "responsibility for its accuracy or applicability..."
670 PRINT:PRINT
680 PRINT "Do you have your Taxable Income and Tax Paid figures to hand?"
690 INPUT "Enter (N)o to quit, any other key to continue";ANS$
700 IF ANS$="N" OR ANS$="n" THEN SYSTEM
710 RETURN
997 '
998 ' ask for total income, total tax paid, check if provisional applies
999 '
1000 PRINT CLS$
1020 PRINT:PRINT
1040 PRINT TAB(20);"YC Income Tax Calculator 1986"
1050 PRINT TAB(20);"=====
1060 PRINT:PRINT
1070 PRINT TAB(15):INPUT "Total Taxable Income (from ALL sources) ";TI
1080 PRINT
1090 PRINT TAB(15);      'Provisional Tax applies to any non-PAYE"
1100 PRINT TAB(15);      'income, such as contract work, investment"
1110 PRINT TAB(15);      'returns, and so on. Does this apply to"
1120 PRINT TAB(15):INPUT "any of your Total Income as shown above ";ANS$
1130 IF LEFT$(ANS$,1)="Y" OR LEFT$(ANS$,1)="y" THEN GOSUB 1500
1140 PRINT
1150 PRINT TAB(15);"Tax Paid (shown on Group Certificates,"
1160 PRINT TAB(15):INPUT "tax stamps, or Provisional Tax payments) ";TP
1170 RETURN
1497 '
1498 ' determine how much of income is subject to provisional tax
1499 '
1500 PRINT TAB(15):INPUT "Amount subject to provisional tax ";PTI
1510 IF PTI>1000 THEN PROV% = TRUE%      ' prov tax shouldn't apply under $1000
1520 RETURN
1997 '
1998 ' check which rebates apply
1999 '
2000 REB=0 : IN = 99
2010 DIM CH(11) : DIM MSG$(11) : DIM RB(9)
2015 FOR I% = 1 TO 9 : RB(I%) = 0 : NEXT I%
2020 FOR I% = 0 TO 11 : CH(I%) = FALSE% : NEXT I%
2030 MSG$(0)=" 0 - Exit"
2031 MSG$(1)=" 1 - Spouse"
```

Why come to our bank when you can open your own?



All you need is a television, a telephone, our Telebank Keyboard or your personal computer, and you're ready for business.

Telebank is a unique service from the Commonwealth Bank.

Which allows you to bank at home or from the comfort of your office.

Reconcile accounts, manage funds, trade shares and even pay bills.

Day or night, 7 days a week.

Before opening your bank, we suggest you open our Telebank brochure.

Send us this coupon or phone us on (02) 232 6088, (elsewhere (008) 221 199 for the

cost of a local call) and you won't even have to come to our bank for that.

Freepost 140 TBK, Commonwealth Bank, (Electronic Banking) Box 2719, GPO Sydney 2001. (No postage stamp needed.)

Name _____

Address _____

Postcode _____

**COMMONWEALTH
BANK.**

Australia's leading bank.

CB796 YC

Tax Attack

Back to the Tax at Hand

First, let's have a quick look at the professional-level packages available. If you have some spare cash you can grab one and sell your services to your friends — they range from a mere \$500 to an awesome \$2500.

Unitax: Written by Brisbane accountant Trevor Watters, Unitax is distributed by Clarion Business Services, PO Box 394, Logan City 4114; (07) 208 7311. Claimed features include: the use of 'standard phrases' in returns; the ability to set up 'standard' taxpayers, and copy and merge tax returns; depreciation schedules; and a 'what-if' tax calculation program (the thought of a what-if tax calculator amuses us. Is the declaration of income/expenditure that flexible?)

Microtax: Based on the volume (and informative nature) of its information kit, Microtax is the package to beat. It lists features like: taxation department approval; all input schedules/forms; filing of lodgement records; preparation of standard letters and client mailings; while-you-wait tax returns; client billing; and too many others to cover here. What's really impressive is the fact it lists some of the things it *doesn't* do, so you don't have to remember to ask the question.

Microtax comes from Microtax Pty Ltd, 3 Hall Court, Dandenong 3175; (03) 791 7006.

Tax Return Package: Despite the outrageously imaginative name, this package really is for accountants who want to do tax returns. And it comes from CCH Australia, the self-confessed 'tax specialists' (yes, CCH publishes all those books you see on your accountant's shelves).

This package, branded CCH Solvware, seems to cover just about everything the taxation department is interested in (it carries department approval), plus invoicing, accounting and internal management documents. It seems to do it all well, with minimum user input.

You can find out more from CCH Australia, PO Box 230, North Ryde 2113; (02) 888-2555.

Getting Your Own Back

Your own money, that is: we spent a while talking with our accountant friends (you only get one plug, Paul) about things you can claim and ways you can make tax-free money.

"You can claim (disclaim) some (disclaim) things in your (disclaim) return

```
2032 MSG$(2)=" 2 - Daughter-housekeeper"
2033 MSG$(3)=" 3 - Invalid relative"
2034 MSG$(4)=" 4 - Parent"
2035 MSG$(5)=" 5 - Housekeeper"
2036 MSG$(6)=" 6 - Sole parent"
2037 MSG$(7)=" 7 - Pensioner"
2038 MSG$(8)=" 8 - Unemployment/Sickness benefits"
2039 MSG$(9)=" 9 - Medical expenses exceeding $1000"
2040 MSG$(10)="10 - Home loan interest"
2041 MSG$(11)="11 - Zone allowances"
2050 WHILE IN<>0
2060 PRINT CLS$
2070 PRINT:PRINT:PRINT
2080 PRINT TAB(10);"Select a rebate you qualify for:"
2090 PRINT
2100 FOR I%= 0 TO 11
2110 IF CH(I%)=FALSE% THEN PRINT TAB(15);MSG$(I%)
2120 NEXT I%
2130 PRINT
2140 PRINT TAB(15):INPUT "Select - ";IN
2150 IF IN=0 THEN RETURN
2160 IF (IN>11 OR CH(IN)<>FALSE%) THEN 2190
2170 CH(IN)=TRUE%
2180 ON IN GOSUB 2200,2200,2200,2200,2300,2400,2500,2600,2700,2800,2900
2190 WEND
2197 '
2198 ' spouse, daughter, relative or parent
2199 '
2200 PRINT:PRINT
2205 FOR I%=1 TO 6 : CH(I%)=TRUE% : NEXT I% ' mutually exclusive rebates
2210 PRINT TAB(10):INPUT "What is the dependant's separate net income ";SI
2220 PRINT TAB(10):INPUT "Do you also have a dependant child/student ";CSS
2230 IF IN<3 THEN TMP=830 ' rebate for spouse or daughter/hskpr
2240 IF IN=3 THEN TMP=376 ' invalid relative
2250 IF IN=4 THEN TMP=749 ' parent, etc
2260 IF SI>282 THEN GOSUB 2280 ' reduce for separate income
2265 RB(IN)=TMP
2270 IF LEFT$(CSS,1)="Y" OR LEFT$(CSS,1)="y" THEN RB(IN)=RB(IN)+200
2275 RETURN
2277 '
2278 ' Reduce rebate by $1 for every $4 separate net income > $282
2279 '
2280 SI=SI-282
2282 SI=INT(SI/4)
2284 TMP=TMP-SI
2286 IF TMP<0 THEN TMP=0
2288 RETURN
2297 '
2298 ' Housekeeper
2299 '
2300 RB(IN)=830 : PRINT : PRINT
2305 FOR I%=1 TO 6 : CH(I%)=TRUE% : NEXT I% ' mutually exclusive rebates
2310 PRINT TAB(10):INPUT "Do you also have a dependant child/student ";CSS
2320 IF LEFT$(CSS,1)="Y" OR LEFT$(CSS,1)="y" THEN RB(IN)=RB(IN)+200 ' child
2330 RETURN
2397 '
2398 ' sole parent - unconditional rebate
2399 '
2400 RB(IN)=780
2405 FOR I%=1 TO 6 : CH(I%)=TRUE% : NEXT I% ' mutually exclusive rebates
2410 RETURN
2497 '
2498 ' pensioner gets 250 less 12.5c for every $1 income > $5595
2499 '
2500 TMP=250 : MAX=5595
2510 GOSUB 2550
2520 RETURN
2547 '
2548 ' calculates sliding scale for pension and unemployed/sickness
2549 '
2550 T2=TI-MAX
```

TWIN

1-2-3

What works just like 1-2-3™ but costs just \$249?

Lotus 1-2-3™ has become the de facto industry standard spreadsheet for the IBM PC and compatible computers. The only thing wrong with it is the price. Well here's The Twin™. A spreadsheet so similar to 1-2-3 you'll hardly be able to tell you're not using 1-2-3. But the price is just \$249. Yes, for less than 1/3 the price you can have a spreadsheet with the power of 1-2-3.

If you can use 1-2-3, you can use The Twin. Twin uses the same commands as 1-2-3, and has all of 1-2-3's functions. Plus a stack more. You won't waste any time re-learning.

Fully compatible with 1-2-3 files.
All your existing 1-2-3 spreadsheets and macros are directly usable with The Twin.
And vice versa.

More features for less money.

Twin isn't just a cheap imitator of 1-2-3. Twin actually gives you features 1-2-3 doesn't. Like 3-dimensional graphs. Pie-bar combination graphs. Log scales. 16 colour display. IRR, NPER and RATE financial functions.

No copy protection.

No more worries about backup.

No 'key disks' to waste time.

Want to see The Twin in action?

Call Software Source today to find out the name of your nearest dealer and try The Twin yourself. We think you'll be impressed with its performance. Not to mention its price.

1-2-3 is a trademark of Lotus Development Corp. TWIN is a trademark of Mosaic Software Inc. Price comparisons based on recommended retail prices current at time of going to press.

the **TWIN**™

Software Source Pty Ltd
PO Box 311 Bondi Junction 2022
Phone (02) 389 6388

Tax Attack

(disclaim)," he said. What he meant was we can tell you about these things, but when you get nabbed (er, challenged) it's you who will have to prove them. The following tips will be valid for some people, and entirely irrelevant for others — if you get it wrong, you go to jail... not us.

Hobby Use: The proceeds of a hobby are not taxable. So if you have a bet on weekends and win a bundle, you don't pay tax. However, if you get so good at it you quit work and tramp around the racetracks it becomes a business, and you can start coughing up.

The same goes for the use of your PC. If you write programs for the fun of it and end up selling them (to YC for Pocket Programs, for example, or to someone with a particular need for the wheel you've invented) you should not have to declare that as income.

If your 'hobby income' becomes substantial the taxman will decide it's a business and ask for a slice — at what point that happens is up to you and he to fight out. Once (if ever) it does, you get to declare the costs as well as the income.

Cottage Industry: Whether you set up in business or continue your money-making micro activities as a sideline, you can claim the costs of running, feeding, and repairing your computer and, possibly, attendance at seminars and courses designed to raise your profit level.

Things to think about: if you have a dedicated office at home you can (disclaim, disclaim!) claim rent, electricity, and so on; if you have to travel to the Paris Computer Show (don't give its address as *Place Pigalle*) or even Comdex you may be able to claim your fare/expenses; computers depreciate rapidly (33 per cent a year) and you can claim that cost — or lease payments, if applicable; they consume paper, disks and ribbons at an alarming rate; and of course you have to buy software, maintenance contracts, repairs, and subscriptions to *Your Computer* (we're working on the tax office to disallow deductions claimed for other magazines!).

Then, of course, you'd better think about how you're going to prove your Sinclair ZX80 is used for business 99.85 per cent of the time, or that you really have a business going when your computer expenses add up to \$10,000 and resultant income peaks at \$500.

Be ready for a visit from the tax man. In the meantime, how are you going to type with those boxing gloves on ...?

```

2555 IF T2>TMP/.125 THEN RETURN          ' no rebate
2560 IF T2<1 THEN RB(IN)=RB(IN)+TMP : RETURN ' full rebate
2565 RB(IN)=RB(IN)+(TMP-(T2*.125))      ' calculate part rebate
2570 RETURN
2597 '
2598 ' unemployed/sickness benefits recipients (sliding scale like pension)
2599 '
2600 PRINT : PRINT
2610 PRINT TAB(10):INPUT "Are you married (Y/N) ";ANS$
2620 MAX=5275 : TMP=170
2630 IF LEFT$(ANS$,1)="Y" OR LEFT$(ANS$,1)="y" THEN MAX=8795 : TMP=220
2640 GOSUB 2550
2650 RETURN
2697 '
2698 ' 30% of net medical expenses > $1000 are rebated
2699 '
2700 PRINT : PRINT
2710 PRINT TAB(10);"Net medical expenses (i.e. after Medicare and insurance"
2720 PRINT TAB(10);"refunds) are subject to rebate if they exceed $1000"
2730 PRINT TAB(10);"By how much do your expenses exceed $1000"
2740 PRINT TAB(10):INPUT "(Enter 0 to exit)                                ";NM
2750 IF NM>0 THEN RB(IN)=NM*.3
2760 RETURN
2797 '
2798 ' home loan interest rebate is now a rarity. only advise it is available
2799 '
2800 PRINT : PRINT
2810 PRINT TAB(10);"Home loan interest rebate is applicable the first five"
2820 PRINT TAB(10);"years of owner/occupancy of sole or principal residence."
2830 PRINT TAB(10);"It is limited to first occupation dates between"
2840 PRINT TAB(10);"June 1977 and October 1983. This must be calculated"
2850 PRINT TAB(10);"manually if it applies to you..."
2860 PRINT
2870 PRINT TAB(10):INPUT "Hit RETURN to continue . . .";TMP$
2880 RETURN
2896 '
2897 ' zone allowances apply to remote areas. people to whom
2898 ' it applies usually know it . . .
2899 '
2900 PRINT : PRINT : PRINT
2910 PRINT TAB(10);"The following zone rebates apply for 1985/86. Please"
2915 PRINT TAB(10);"calculate these manually if they apply to you. Note"
2920 PRINT TAB(10);"the percentage figure quoted is to be added to any"
2925 PRINT TAB(10);"dependant, housekeeper or sole parent rebates you"
2930 PRINT TAB(10);"qualify for:"
2935 PRINT:PRINT
2940 PRINT TAB(10);"Ordinary Zone A - $270 plus 50 per cent"
2945 PRINT TAB(10);" Special Zone A - $938 plus 50 per cent"
2950 PRINT TAB(10);"Ordinary Zone B - $ 45 plus 20 per cent"
2955 PRINT TAB(10);" Special Zone B - $938 plus 20 per cent"
2960 PRINT TAB(10);"Defence Force - Same as Ordinary Zone A"
2965 PRINT : PRINT : PRINT
2970 PRINT TAB(10):INPUT "Hit RETURN to continue . . .";TMP$
2980 RETURN
2997 '
2998 ' calculate tax, medicare levy
2999 '
3000 TAX=BTAX+(XTRA*MRGN)          ' base tax plus extra amount at marginal rate
3010 ' Medicare levy 1% of taxable income (now flat rate, no limit)
3020 MEDI=TI*.01
3030 RETURN
3497 '
3498 ' Show the result
3499 '
3500 PRINT CLS$
3505 FMT$="###,###.###"
3510 PRINT : PRINT : PRINT
3520 PRINT TAB(15);"Taxable Income                                $";
3522 PRINT USING FMT$;TI
3525 PRINT
3530 PRINT TAB(15);"Tax Payable                                $";

```



PERFECTION. IT COMES IN MANY FORMS.

At Nashua, we believe there should be only one standard in diskette manufacture. Perfection.

That's the standard we work to.

Every diskette is manufactured 100% error free, because at each stage of production our diskettes are "statistically control" checked, to make sure the quality is "built in," every step of the way.



Additionally, Nashua guarantees each diskette for life.

That's the kind of quality, consistency and guarantee you have to insist on in today's demanding computer world.

**PERFECTION. THE ONLY
STANDARD WE WORK TO.**



Nashua Discs Direct Sales Centres.

New South Wales: 48 Frenchs Road, Willoughby 2068. Phone: (02)958 2044. **Australian Capital Territory:** 71 Constitution Avenue, Campbell 2601. Phone: (062) 47 0511. **Victoria:** 523 Victoria Street, Abbotsford 3067. Phone: (03) 428 0501. **Queensland:** 1 Mayneview Street, Milton 4064. Phone: (07) 369 4244. **South Australia:** 31 The Parade, Norwood 5067. Phone: (08) 42 0021. **Western Australia:** 131 Summers Street, East Perth 6000. Phone: (09) 328 1888. **Tasmania:** 209 Murray Street, Hobart 7000. Phone: (002) 23 4377. **Northern Territory:** 8 Gardiner Street, Darwin 5790. Phone: (089) 81 6204. **New Zealand:** Auckland. Phone: 39 2454. **Papua New Guinea:** Phone: 25 6766. **Fiji:** Phone: 25195.

THE SAM 1275 MODEM FROM PULSAR

SOLID
AUSTRALIAN
TECHNOLOGY
SENSIBLY PRICED



\$750

(plus tax)

300/300 baud (V.21)
1200/1200 baud (V.22)
1200/75 baud (V.23)

Real Hayes compatibility

Auto dial

Auto answer

Telecom approved:

(C85/37/1385)

Baud rate conversion

Auto sensing on modem protocols

Handset

Pulse and tone dialling

Connect and disconnect strings

Dial-back security, inbuilt

Vitel software

for IBM and Apple available

PULSAR ELECTRONICS PTY LTD

IS A PREFERRED SUPPLIER

TO THE VICTORIAN

EDUCATION DEPARTMENT

For further information, ring

David Furst.

PULSAR

ELECTRONICS PTY. LTD.

Catalina Dr. Tullamarine Vic. 3043

Telephone (03) 330 2555

Telex INTMB AA10104

PULSARELEC

Tax Attack

```

3531 PRINT USING FMT$;TAX
3533 PRINT TAB(15);"Medicare Levy           -   $";
3534 PRINT USING FMT$;MEDI
3536 TAX=TAX+MEDI
3540 PRINT
3545 PRINT TAB(15);"Less:"
3550 PRINT TAB(15);"                Tax paid           -   $";
3553 PRINT USING FMT$;TP
3555 PRINT TAB(15);"Rebates:"
3560 FOR I%=1 TO 9
3561   SPC$="                               "
3562   MSG$(I%)=LEFT$(RIGHT$(MSG$(I%),LEN(MSG$(I%))-5)+SPC$,33)
3565   IF RB(I%)>0 THEN PRINT TAB(21);MSG$(I%);"-   $";
3567   IF RB(I%)>0 THEN PRINT USING FMT$;RB(I%)
3570   REB=REB+RB(I%)
3572 NEXT I%
3575 PRINT TAB(15);"Total Credits:           -   $";
3577 PRINT USING FMT$;REB+TP
3580 PRINT
3585 IF PROV%=TRUE% THEN GOSUB 3800
3590 PRINT : PRINT TAB(15);
3600 AMT=TAX-(TP+REB)
3610 IF AMT<0 THEN PRINT "Your refund will be           -   $";
3615 IF AMT<0 THEN PRINT USING FMT$;-AMT
3620 IF AMT>=0 THEN PRINT "You will have to pay           -   $";
3625 IF AMT>=0 THEN PRINT USING FMT$;AMT
3630 PRINT : PRINT
3640 PRINT TAB(15);INPUT "Hit P to Print, any other key to continue ";ANS$
3645 IF LEFT$(ANS$,1)="P" OR LEFT$(ANS$,1)="p" THEN GOSUB 3870
3650 RETURN
3797 '
3798 ' provisional tax payable for next year (at current+11%)
3799 '
3800 OTAX=TAX : OTI=TI : OMRGN=MRGN : OMEDI=MEDI : OTP=TP : OREB=REB
3803 TI=OTI*1.11           ' total income + 11 %
3806 GOSUB 300           ' work out tax scale for new rate
3809 GOSUB 3000         ' calculate tax on on new amount
3812 BIGTAX=TAX+MEDI     ' total tax payable on new amount
3815 TI=(OTI-PTI)*1.11   ' PAYE component next year (i.e. +11%)
3816 GOSUB 300           ' work out tax scale for PAYE amount
3818 GOSUB 3000         ' calc tax on PAYE amount
3819 PROVTAX=BIGTAX-TAX-MEDI ' difference is the provisional amount
3820 ' so far this program ignores the potential rebates which could
3821 ' apply to next year's provisional tax. It could be calculated
3822 ' roughly using the next three lines which are based on taking a
3823 ' percentage of the current rebate amount equal to the percentage
3824 ' ratio of the current PAYE/provisional tax income.
3825 ' PROVPC=PROVTAX/BIGTAX ' approximate the pro-rata rebates
3826 ' PROVREB=REB*PROVPC   ' which could then be applied to prov tax
3827 ' PROVTAX=PROVTAX-PROVREB ' <-- like this
3828 TAX=OTAX : TI=OTI : MRGN=OMRGN : MEDI=OMEDI : TP=OTP : REB=OREB
3829 TAX=TAX+PROVTAX     ' add it to your tax payable
3830 PRINT TAB(15);"Add:"
3840 PRINT TAB(15);"                Provisional tax payable           -   $";
3845 PRINT USING FMT$;PROVTAX
3850 PRINT
3860 RETURN
3870 LPRINT : LPRINT : LPRINT : LPRINT
3875 LPRINT TAB(17);"Your Computer Magazine Tax Calculator for 1985/86"
3880 LPRINT TAB(17);"-----"
3885 LPRINT : LPRINT : LPRINT
3890 LPRINT TAB(15);"Taxable Income           -   $";
3895 LPRINT USING FMT$;TI
3900 LPRINT
3905 LPRINT TAB(15);"Tax Payable           -   $";
3910 LPRINT USING FMT$;TAX-MEDI-PROVTAX
3912 LPRINT TAB(15);"Medicare Levy           -   $";
3914 LPRINT USING FMT$;MEDI
3916 LPRINT
3918 LPRINT TAB(15);"Less:"
3920 LPRINT TAB(15);"                Tax paid           -   $";

```

(Continued on page 112)

COMPUTERS LEARN TO SPEAK POLAROID.[®]

Computers that speak Polaroid have an advantage. They can produce computer generated graphics as slides and prints, instantly. Which is like carrying your computer screen in the palm of your hand.

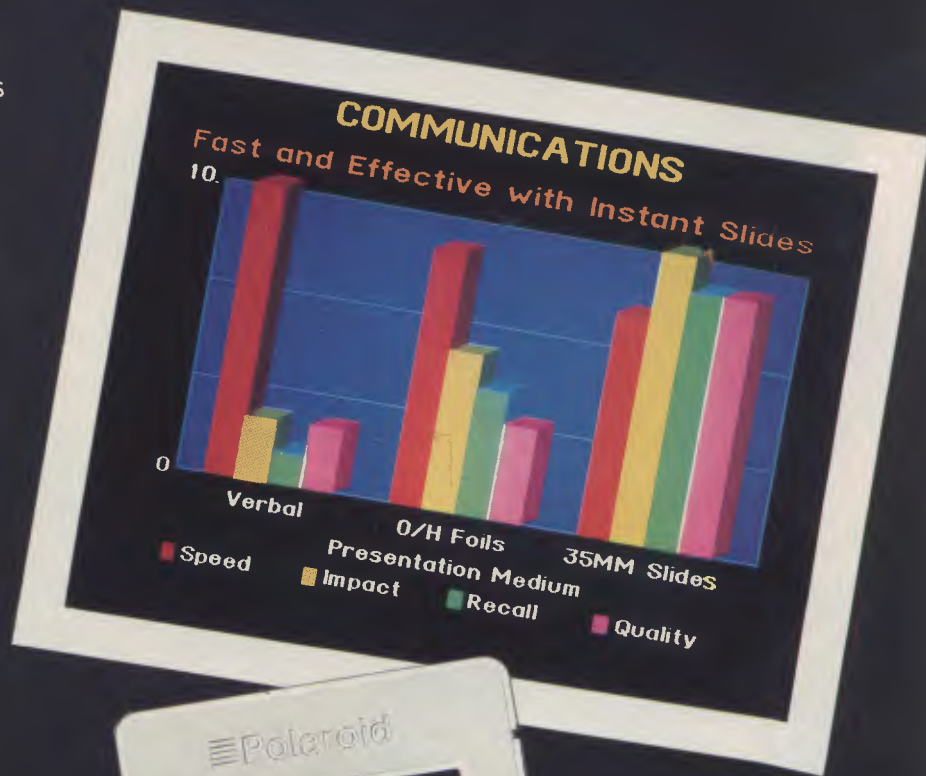
Speak Polaroid and you're speaking visually, so you communicate, fast and effectively. People remember what they see.


Using the Polaroid Palette it's easy to make color slides of your computer generated graphics.

Whole presentations can be organised on the spot and last minute changes are no problem.

Your work remains confidential, no outside services are involved and no outside fees are incurred.

Learn to speak Polaroid and you're at an advantage. For more information call the Polaroid Hotline toll free 008 226 785 or 887 2333 for Sydney metropolitan areas.



 **Polaroid. The universal computer language.**

Polaroid is the registered trademark of Polaroid Corp. Cambridge Mass. U.S.A.
Ogilvy M&P E 0006

Hear! Hear!

Ear to Ear

Smiling faces! That was the story of the 1986 Personal Computer of the Year award presentations at Sydney's Sebel Townhouse on April 2. Matt Whelan calls it as he saw it!

Smilng faces are just what you'd expect? Perhaps, but in past years the event has provoked a (barely) perceptible tinge of sour grapes from the unsuccessful finalists — even though we maintain their selection as finalists is a great honour in itself.

It may have been a sign of the now-mature Award's standing in the computer community, or simply graceful acceptance of the validity of the winners' crowns, but this year the atmosphere in the Sebel's Ballroom was totally positive.

Texas Instruments' Claudio Ellero set the scene by being one of the first to congratulate us on the event immediately after the announcement. There were no sour grapes showing between the teeth of his beaming smile, nor in his comment on the IBM AT pushing his Businesspro (a superior machine, and acknowledged favourite of the YC staff) into the runner-up position: he readily admitted IBM deserved the award for setting the new standard.

Even Fae Robinson (of Impact Systems, runner-up in the special commendation for Australian hardware with the Laser 800 printer) managed to smile in the face of a television report which credited her demonstration of brilliant graphics print-outs to the 'digitising software which featured in the awards'.

Robyn Williams, mastermind of the ABC's Science Show and bearer of the amazing title Commissioner For The Future, raised many a smile with his description of his family's computing efforts before he presented the awards in front of an audience of 140 computer industry lead-

ers, media representatives, and YC staffers (who were smiling because the hectic build-up to the awards was finally over!).

We're Laughing

The best news of all (so our beancounters tell us) is that none of the readers who responded to the 'User's Choice' survey from the March issue matched the Judges' selections for the awards — so we don't have to give away any free subscriptions!

However, just to ensure some further smiles from the most important people (you — the readers) we'll change the rules here and now. We'll award five free subscriptions, and ignore the beancounters' snarls.

W H Holdaway, of Moonee Ponds, and Neil Parker, of Greenacre, score for picking Matt Whelan's collection of favourites — The TI, Concurrent DOS, the Labtam, Impact's laser printer and dToolkit; F S Sakul-Thongbai, of Canberra, gets his subscription for writing the shortest nomination on the smallest piece of paper; John Pospisil gets lucky for being the first entry opened which correctly selected the PC of the Year; and Martin Drake of Wilson, Western Australia, scrapes in by being the last valid entry received (posted in Perth the night before the announcement).

What were the readers' favourite products? Well, if they were the judges this is how the awards would have gone:

PC of the Year: A tie between the TI Businesspro and the Sharp PC7000.

Software Product of the Year: Another tie, between Concurrent DOS and Newsroom.

Australian Hardware: Good old Micro-bee!

Australian Software: The dBase user's friend, dToolkit.


We detected a strong flavour of 'guess-work' in the replies — too many of them seemed to reflect the YC staff's personal bias (as gleaned from regular reading of the magazine), and we suspect that's a result of an attempt to outguess us rather than simply because you believe us. If that's so, you forgot one important factor: we bring in a team of independent judges specifically to balance our biases!

Can you see us smiling?





Top: Labtam's Don Dryden shows a broad smile — unfortunately, it's hidden by a moustache-trimming error made earlier in the day. Right: YC Publisher Michael Hannan smiles as he threatens to choke Matt Whelan. Bottom: Smiles all round as award presenter Robyn Williams congratulates the winners.





WAYNE!
TURN THAT
BLOODY GAME
OFF!

© B. KRIST. 86.

CREATING YOUR OWN ADVENTURES

Why would intelligent people (such as you and I!) with access to massive amounts of computer power which could be doing something useful, want to bring their brainpower to bear on the problems of creating and exploring mythical landscapes? When your computer could be earning its keep telling you your cheque account is overdrawn, why are you forcing it to control a game in which you battle fierce monsters in labyrinthine caverns, invoke magic spells, and uncover vast hordes of elven gold?

The answer is obvious. Using your computer for serious things all the time is just plain boring. Trekking across alien landscapes, chopping up people with broadswords or axes and haggling with quasi-humanoid creatures in off-world taverns seems to many people a much better way to spend their time and their computer power.

But, if you decide you want to *write* your own adventure programs, instead of just playing commercial software adventures, you suddenly come up against one stubborn fact. If your adventure is going to be even half-way decent, an awful lot of meticulous programming is required to make the thing work.

That's where this article comes in.

The adventure shell is a sort of empty bucket into which you can pour your own imagination. The shell handles all the boring (but vital) bits, such as:

- Accepting the player's input and interpreting it.
- Acting on commands.
- Invoking monsters, getting them to fight you, deciding who has won a battle.
- Keeping track of whether or not the player is carrying a weapon or weapons, and the effect this can have on the outcome of a fight with a monster.
- Controlling movement around the adventure environment (whether it be inside the new Parliament House in Canberra, or in an underground tunnel below Ayer's Rock).

If you've ever wanted to write your own adventure programs, but have been discouraged by the amount of programming involved, take heart. In this article, Tim Hartnell gives you an empty 'adventure shell', which you can use as the framework for an infinite number of totally original adventures.

■ Picking up and dropping treasure, and keeping track of what the player is carrying and how much it is worth.

The program will do all this, so you can save your energy to do such things as entering the PRINT statements which describe the adventure locations, the names of monsters, the kind of treasure and weapons hidden in various places within the adventure environment, and so on.

The shell is very flexible in its handling of player input. You can easily modify it to understand words which I have not catered for. As well, if you want a particular condition to be satisfied before the adventure can end (such as reaching a certain location, slaying a certain number of monsters, finding a certain number, or specified value, of treasured objects), it is extremely easy to include this.

Now, I'll not pretend you can just type the program in, play with it for an hour or

so, and end up with a commercial-standard adventure. A fair degree of concentration is required to make sure you create a world which is geographically *consistent*, so the player can — even though it may take a great deal of effort — map your adventure world, and find that next time the world is visited, it still conforms to the map.

Map-making is one of the adventure player's skills and delights. To produce an adventure which is satisfying to play, your map must be consistent. The adventure shell looks after the map control, to ensure this consistency.

Using the Program

First of all, of course, you have to type the thing into your computer. In its present form, with lots and lots of REM statements, it occupies just under 13 Kbytes on my IBM PC, so it is likely to take around the same amount of space on your machine, whatever make it happens to be.

The REM statements are in this program for two reasons. The first is, naturally enough, to guide you through the program, so you know what each bit does. The second role is to 'make space' for you to add your own material. To see this, look at the lines from 860, and around 2700, in the listing. These allow you to get the shell to recognise additional words from the player input which have not been provided by the original program (although the shell, as it is, recognises all the important ones, controlling movement, fighting, and picking up and dropping objects).

Similarly, the REM statements from 3130 make space for you to put your descriptions of the adventure locations, or 'rooms', in which all the action takes place.

Therefore, I suggest you enter it just as it is, REMs and all, and save it in that form. Then all you have to do is load in the original shell whenever you wish to create a new adventure. Many of the REM statements are not referenced by GOTOs or GOSUBs, so they can be deleted from your ▶

Adventure Shell

final version of a particular adventure.

It might be worth getting your user club to make the shell available to members, to save everyone in the club having to type a copy in for their own use. The program can — either in its 'empty' form, or when changed into an adventure — be added freely to public domain collections. If you like, you can even sell programs produced using it. Although there will be no royalty payable on this, we would appreciate a mention that the shell was used, and that it came from *Your Computer* magazine, in the listing and/or documentation.

So, get the program into your computer, and then come back to this article to find out how to use it.

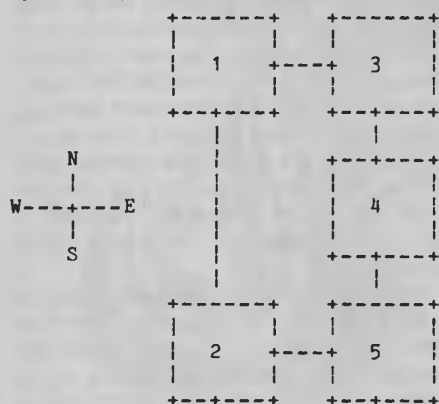
The Map

The first step in building an adventure program is to construct an environment which can be both mapped and represented in some way which the computer can store. You'll be pleased to know it is relatively easy to satisfy both these conditions.

Look at the five-room environment (map one). This is a very simple one, which we will treat as if it were an adventure environment.

The key to holding an environment like this in a way your computer can understand and manipulate is to set up an array, each element of which represents a room. The lines between rooms in diagram one are directions in which you can travel.

If you were in room one, you could move east into room three, or south into room two. In room four you can move north into room three and south into room five, and so on. Imagine we have set up an array, dimensioned as DIM A(5,4):



Map 1.

The adventure shell is a sort of empty bucket into which you can pour your own imagination. The shell handles all the boring (but vital) bits.

the first dimension is the room number, and the second is the four possible directions from that room, (that is, north, south, east and west).

Building a Travel Table

Armed with the map of the five-room environment, we can now build up what we in the adventure trade call a 'travel table', which can be fed into the array, to allow us to move from point to point within the environment.

Here's the travel table for the simple, five-room environment in map one:

Room	N	S	E	W
1	0	2	3	0
2	1	0	5	0
3	0	4	0	1
4	3	5	0	0
5	4	0	0	2

Take time to study this table, and the way it relates to the map, because it is probably the single most important key to building adventures using the shell.

Look at the table for room one. Under the 'N' (for north) column, you'll see a zero, which means you can't move north from room one (a fact which is easily verified by looking at our map). However, under the 'S' we see the number two, meaning if we travelled south from room one we would end up in room two (again, you can verify this from the map). Move east (the 'E' column, of course) from room one, and you'll end up in room three. The zero in the 'W' column means there is no travel possible west from room one.

You can work right through the table, if you like, checking the numbers on it correspond to the 'reality' of the map.

Now, to allow the player to move around the environment, we only need to

(a) fill each element of the array with the relevant information from the travel table; (b) tell the player where he or she is; and (c) allow the decisions entered by the player regarding the direction in which he or she wants to move to be checked against the array. Then the player's new location has to be recorded, ready for the next move.

Using the shell, it is much easier to do this than you might think. In its present form, the shell caters for 16 rooms, and the DATA given (around line 4300 in the listing) is for a particular map which we will look at in due course. You can easily add more rooms, or use less if you want to do so.

We'll look at a simple program for controlling the five-room environment of map one, and once you see how this works, you'll be in a strong position to understand how to use the shell for a larger environment.

A simple program can be created to feed the relevant information from a travel table into an array:

```
10 DIM A(5,4)
20 FOR B=1 TO 5
30 FOR C=1 TO 4
40 READ A(B,C)
50 NEXT C
60 NEXT B
70 DATA 0,2,3,0
80 DATA 1,0,5,0
90 DATA 0,4,0,1
100 DATA 3,5,0,0
110 DATA 4,0,0,2
```

As you can see, the DATA statements correspond exactly to the items in our travel table.

If we decide the room (or cave, or location) which the player is currently occupying is to be designated by the variable RO (as we do in the shell), we could tell the player where he or she was as follows, as well as indicating which exits existed:

```
100 PRINT "YOU ARE IN ROOM
NUMBER";RO
110 IF A(RO,1)<>0 THEN PRINT
"A DOOR LEADS NORTH"
120 IF A(RO,2)<>0 THEN PRINT
"THESE ARE THE EXITS TO THE SOUTH"
130 IF A(RO,3)<>0 THEN PRINT
"YOU CAN LEAVE VIA THE EAST EXIT"
140 IF A(RO,4)<>0 THEN PRINT
"A DOORWAY OPENS TO THE WEST" ▶
```

Don't get into P.O.S. systems, if you don't have an edge in equipment.

Those who have the right brands in computers know it. And those who don't have the right brands know it better.

You must have the right product — if you want to make it big and do it easy.

The same applies to P.O.S. systems.

Marketing P.O.S. systems to small-to-medium sized retail outlets is the business to expand to for the future. No question.

But, as usual, you'll need to handle the products that are absolute tops in *quality*. Unmistakably brilliant *value* (price way under the competition). And, *technologically*, ahead of the pack.

Micro General has extended this success formula to its range of new PC compatible P.O.S. systems that will give you the all-important edge in this field.

Call us on (02) 550 2333.



The innovative Recognition™ Beam Reader
Non laser — just aim and fire. Half the price of
a Laser Scan.

DocuTrac™ Slot Reader — reads bank checks,
remittance documents, airplane tickets, deposit
slips and magnetic bank and credit cards.
Two-in-one Bar Code/OCR WAND . . . Eliminates
choice between Bar Code and OCR technologies . . .
by providing both Bar Code and OCR reading
in one unit.



MICRO • GENERAL



115 Church Street,
Camperdown 2050.
Tel: 550 2333

This goes with this, goes



A

As you can see, we've been busy. Microbee computers are now totally modular systems, providing more memory for less money.

Simply, you can now mix and match the disk drive of your choice with either the Premium or Standard Microbees and either way you get 128k of RAM. Our new 3.5 inch disk system is available in either single or twin drive – like the 5.25 inch disk systems.

So now, whichever disk system you prefer, both will fit the 128k Microbee and you'll find that the price tag is also highly compatible. This gives Microbee more

Switch this, goes with this:



flexibility and power than ever before. Especially when you can choose monitors, printer, software and modem designed to expand your Microbee's capability.

And if you think this new modular approach is going to cost more, then you don't know Microbee.

Microbee Systems Limited. Sydney (02) 886 4444, Melbourne (03) 817 1371,
Queensland (07) 394 3688, South Australia
(08) 212 3299, Western Australia (09) 386 8289,
A.C.T. (062) 51 5883.



Adventure Shell

The player's input, using the shell, is in the form of a two-word verb/noun phrase, such as 'Go north', 'Get diamond' or 'Slay monster'.

There is a 'string-parsing' routine, which strips the input down to two words, and sets the variable CS equal to the second word. So the system knows if the first word is go, move or run, the second word must be the direction in which the player wishes to move. The shell only looks at the first three letters of the second word, as these are enough to discover the player's intentions.

Once the player has entered his or her decision, and the program has set CS equal to the first three letters of the direction, the simple program we're working on here could check to see if an exit existed in that direction:

```
200 IF CS="NOR" AND A(RO,1)=0
THEN PRINT "YOU CANNOT MOVE
THAT WAY"
210 IF CS="SOU" AND A(RO,2)=0
THEN PRINT "YOU CAN'T WALK
```

```
THROUGH WALLS"
220 IF CS="EAS" AND A(RO,3)=0
THEN PRINT "TRY ANOTHER
DIRECTION"
```

```
230 IF CS="WES" AND A(RO,4)=0
THEN PRINT "THERE IS NO EXIT TO
THE WEST"
```

All that would be needed now would be a routine to go back for another input if the movement was not possible, and you'd have the bare framework of an adventure program. Of course, the shell does all this handling for you.

Once a valid input for direction has been accepted by the program, the movement itself takes place.

Note, by the way, that the room numbers are never referred to explicitly, as they are for the computer's internal consumption only. All the player reads is a description of the room: "You are in the dismal cellar, with old copies of *Your Computer* mouldering on the floor beside you ..." The description can include information on the exits ("You see a tunnel

leading off to the north") or it can be left up to the player to find them by blundering about.

Back in our little five-room environment, imagine the player was in room four (look at map one) and entered the command 'Go north'.

The computer would proceed as follows, once it was sure the move was a legal one. Firstly, the variable RO would equal 4 (the room the player is currently occupying). The computer sees the move wanted is 'nor' and converts that, in its electronic head, to 1 ('sou' would become 2, 'eas' becomes 3, and 'wes' 4), so the computer knows the player is about to enter the room number A(RO,1). It would have been A(RO,2) if the player was moving south, and so on.

As the room the player is currently in is room 4 (that is, RO equals 4), the computer simply looks at A(4,1) to see where the player is moving. In this case, it finds that A(4,1) equals 3, which is where a player would move by travelling north

THE AUTO-DIALLER

WITH "SUPERCOM" COMMUNICATIONS SOFTWARE
INCLUDING "VIATERM" VIATEL EMULATOR

CONVERTS YOUR DUMB MANUAL DIAL MODEM INTO A SMART
AUTO-ANSWER — AUTO-DIAL MODEM



- ★ Text dump ★ Text save
- ★ Modem 7 protocol with full batch mode
- ★ Auto answer/disconnect
- ★ Auto dial
- ★ Unattended operation allows files to be sent or received automatically
- ★ Hayes or auto-dialler compatible
- ★ No power pack required
- ★ Telecom viatel mode (with V23 modem)

**\$195.00 INCLUDES SOFTWARE FOR
IBM-PC-XT-AT & COMPATIBLES**



**Hypec Electronics Pty Ltd
21 Rydeale Road, West Ryde
(02) 808-3666**

Adventure Shell

from room 4 (check it on the map).

The variable RO is then set equal to the new room, 3, and the process of moving through the environment continues.

Consistency and Reality

Although the rooms exist only on paper, and as elements in an array, the fact that they behave like 'real rooms' allows them to be perceived as though they were solid and real in a way which is uncanny.

Add descriptions of each room — "You are in a small workman's hut in the backyard of the Lodge. By peeping through the door of the hut you can see the Prime Minister walking purposefully towards you. You turn around, and see a trapdoor in the far corner" — and you'll find the environment takes on quite solid dimensions in your mind.

A Map for the Shell

If you look at the DATA statements near the end of the shell listing, you'll see a travel table I set up which you can use for

Although the rooms exist only on paper, and as elements in an array, the fact that they behave like 'real rooms' allows them to be perceived as though they were solid and real in a way which is uncanny.

your first adventure, if you like. Map two shows the map this table is based on. As you can see, it is not one which can be easily solved. You start in room 9, and the end of the adventure occurs when you reach room 16 (which need not, of course, be a 'room', but can instead be 'outside

the castle', 'at the mouth of the cave', 'safe back in your undersea home again', or whatever you choose).

For your first practice with the shell, I suggest you use my map, giving the rooms your own names. Once you've given them names, you can use my treasures, and my monster names, and you'll instantly have a genuine adventure you can actually play.

It is extremely easy to test whether your travel table DATA is correct. Just get into the adventure environment, with your map, and then 'wander around it', to ensure it agrees with the map.

So you should copy map two, and give names to all the rooms. Perhaps a 'haunted castle' is as good an initial scenario as any other, and so the rooms can be called things like 'The Great Hall', 'The Castle Treasury', 'The Cruel Dungeon' and so on.

Once you've written in the names of the rooms on your map, you need to add some descriptive text for each room. Just suppose you had called room 12 'The Ma-▶

The Original

Mac-Modem

The Original

Modem II

The Original

PC Modem

THREE MODELS - ONE TO SUIT EVERYONE

Mac-Modem suits Apple Macintosh 128/512, Macintosh XL, Lisa, and the new Macintosh Plus.

Modem II suits Apple II, II+, IIe, IIc, III and all compatibles including Cat and Wombat etc.

PC Modem suits IBM PC/XT, AT, JX and all compatibles or any terminal with an RS232 serial port.

FEATURES

12 modes of operation including CCITT (Aust, Euro) and Bell (US) 1200 and 300 Baud standards - all you need.

Vitel, Midas, Austpac and other Australian and international communication services for business or home just a keystroke away - electronic mail, telebanking, stock market, bookings, games, and more!!

Digital mode indicator, pushbutton telephone included, ergonomic design, digital line filters, auto answer/connect/disconnect, advanced technology circuitry, easy to operate, reliable, power supply built in, cables included, plugs straight in!! 200x160x70mm size.

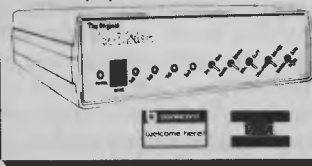
SAVE NOW AT ONLY \$299
& \$8.00 p&p

EXCLUSIVELY FROM

HI-TEK ELECTRONIX

3 CALNAN COURT, P.O. BOX 337,
KINGSCOTE, 5223 S.A.
PHONE 08 482 2752

PLEASE SPECIFY COMPUTER MODEL WITH ORDER



NOW ONLY \$299
LIMITED OFFER
ORDER
NOW

AVTEK Multimodem II

NOW WITH V22 (1200/1200 baud) OPTION

Australia's top selling modem does it again, with a V22 compatible option. Buy the best - the only modem that won't be obsolete next year! And get all the features the others can't offer:

- 1 All standards (V21, V22, V23) at the flick of a switch
- 2 Digital filtering for reliable transfer on noisy lines
- 3 Fully Vitel compatible
- 4 Unique expansion bus

5 From only \$365.00 inc. tax.

Avtek (Electronics)

PO Box 651, Lane Cove 2066
Phone (02) 427 6688





ELECTRONICS
Pty Ltd

**ADPC8088
XT
COMPUTER**

FEATURES

- IBM PC compatible
- 8 slot motherboard
- 640k RAM
- Dual 360k disk drives
- Color Graphics Card
- Battery Backed Clock/Calendar
- Parallel, Serial, & Games Ports
- Composite Amber or Green Monitor
- Six months warranty

\$1475
incl. tax

HARDWARE

M/F CARD 384K/OK.....	\$189
MONOGRAPHIC HERCULES.....	\$189
COLOR GRAPHICS CARD.....	\$169
DISK DRIVE CONTROLLER.....	\$119
8087 CO-PROCESSOR.....	\$260
10MB HARD DISK & CONTROLLER...\$	900
20MB HARD DISK & CONTROLLER...\$	1100
MITSUBISHI MONITOR. COMP.....	\$185
TTL MONITOR.....	\$285
RGB COLOR MONITOR.....	\$CALL
NP2200 NLQ PRINTER 165CPS.....	\$489
OTHER PRINTERS.....	\$CALL
OTHER PRODUCTS.....	\$CALL

COMPUTER MAINTENANCE AND REPAIRS

- FAST TURNAROUND
- COMPETITIVE PRICES
- ALL WORK GUARANTEED

CALL, WRITE OR VISIT US AT:

MELBOURNE
5, GOODWIN STREET GLEN IRIS 3146
PHONE: (03) 29 6139

SYDNEY
TURBOLAN PHONE: (02) 44 5186
OR SEND ORDER BELOW.

Name

Address

Please rush me:

Enclosed please find cheque/
money order for \$.....

Adventure Shell

gician's Quarters'.

Most of the line numbers from 3120 on are REM statements just waiting for your room descriptions to be inserted. So, we move through this set of numbers looking for the heading 'Room Twelve' (which is at line 3670). You can use any of the immediately following lines, up to the return, for the description (and, of course, you can add lines between these in this section if you need more space). Then, when you play the adventure and you are in room 12, the correct description will automatically be printed on the screen.

Your description could read:

"You find yourself in the Magician's Quarters, where years ago weird spells were concocted. Exits leave to the north, east and west."

So to this point in this article we've learned how to create a travel table, how to change it into DATA statements, and how to put room descriptions in the relevant positions within the shell.

You do not yet, however, have every bit of knowledge you need to use the program.

Attributes

As the player, you have six 'attributes' — strength, charisma, dexterity, intelligence, wisdom and constitution. If any of these falls to zero, the adventure is over, and you die.

These are gradually depleted as time goes on, to ensure you do not simply spend an endless amount of time wandering through your adventure environment. Your final score is related to a number of factors, including how strong your attributes are at the end of the game.

Each monster you meet and fight is also blessed with six attributes. When you meet a monster, the fight begins like this:

"Look out! There is an Embihuund here! What do you want to do?"

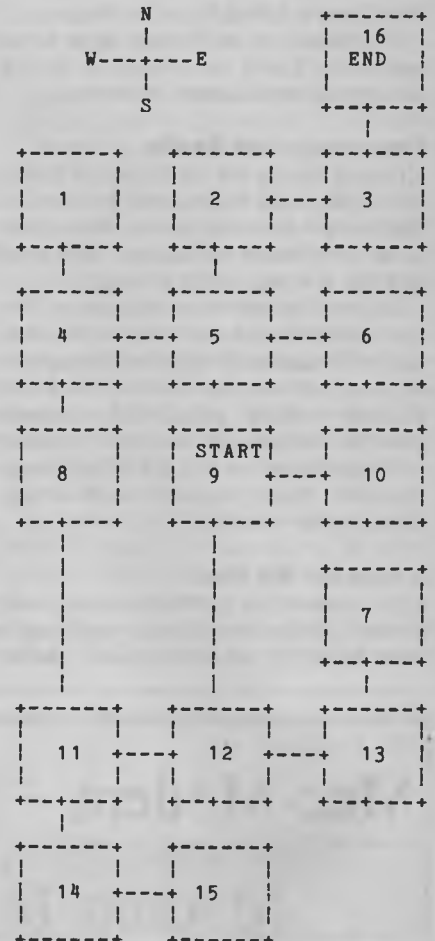
"Fight."

"Fight is just one word. I need two. What do you want to do?"

"Fight Embihuund."

"Your opponent is an Embihuund. The Embihuund's danger level is 6. You must fight the Embihuund with your bare hands. The Embihuund has the following attributes:

- 1 — Strength 6
- 2 — Charisma 15
- 3 — Dexterity 11
- 4 — Intelligence 13
- 5 — Wisdom 12



Map 2.

6 — Constitution 11.
Your attributes are:

- 1 — Strength 11
- 2 — Charisma 10
- 3 — Dexterity 10
- 4 — Intelligence 14
- 5 — Wisdom 16
- 6 — Constitution 10

Which attributes will you fight with — (2)?"

"1, 5"

As you can see, you are asked to enter your choice of the two attributes with which you will fight. Fairly obviously, you should choose the ones in which you most exceed the monster you are facing. The difference between your attributes and those of the monster, the 'ferocity factor' of the monster, and whether or not you are armed (with an axe, a sword, or both) all play a part in determining how well you will do in the coming battle.

Adventure Shell

Fortunately, the shell 'stage manages' the fight for you. As the fight progresses, your attributes are reduced if the monster scores a blow against you. At the end of the fight, the program reports the result, adding to your attributes if you have won.

Treasure and Terror

It is very simple to distribute the treasure throughout the adventure environment, as the shell does it for you.

If you look at the end of the listing, from line number 4180, you'll see that first the shell reads the names of the treasure and its value from DATA statements (and the two weapons, the sword and the axe, are given values of zero, so their worth won't be added to your growing fortune as you work your way around the environment). Then, with the routine from line 4210, the objects are distributed.

If you don't want a treasure in a particular room, all you have to do is add a line between 4220 and 4230 which reads as follows (where X is the number of the room which you want to remain without a treasure):

```
4225 IF Z=X THEN 4220
```

You'll see I've given you a set of sample treasures, which you can leave in for your first adventure, so you can concentrate on naming the rooms and getting to know how the shell works.

The monsters are distributed the same way, using the routine from line 4270. Again, if you want to ensure some of the rooms do not have monsters in them, a line to reject certain values, like the one used for treasure, can be inserted as line 4305.

The Vocabulary

It's fairly obvious which words the shell

can act on at the moment. These are:

Kill or Fight (followed by the name of a monster).

Go, Move or Run (followed by a direction, such as east).

Get, Take or Lift (followed by the name of an object; you can carry up to five objects).

Drop, Put or Leave (followed by the name of an object; a room can hold up to three objects).

Help (doesn't do much good in the shell's present form, but you can add some real help if you like).

Quit (if you want to exit the adventure before getting to the end).

If you want to add additional words, you put these in lines 860 to 950, and then use the designated subroutines (2700, 2730, 2770, 2810 and 2850) to act on these additional words.

Your First Adventure

In summary, then, to create your first adventure, copy out map two and name the rooms. If you don't want to go to the trouble of writing full descriptions, you can just add lines like "You are in the drawing room", or even just the name of the room, such as "Mouldy cellar".

Leave my monster and treasure names in place. Wander around the map for a while, use the vocabulary as provided, and once you are familiar with the program in its present form, you can experiment by adding your own map, treasures and monsters.

Once you're happy with that, you can work on adding new material.

Note line 110, which sets QU to the value of one, and sends action to line 2950 if the player has reached room 16. This is the final room, and this line is the one

which checks if the adventure has ended. Of course, once you start creating your own travel tables, you should change the 16 in this line into the number of the final room. (The starting room number, 9 in this case, is set equal to RO when the program begins, with line 4070.)

Further Ideas

Once you're familiar with the shell in the form it is presented here, there are several other ideas you might like to incorporate. These include:

- A monster which does not stay passively in one room, but follows you relentlessly once you've woken it up.

- A few other 'pseudo-players' under the computer's control which appear to be exploring the environment, too. The player can meet these people from time to time, possibly getting information about future dangers from them.

- A proper help command for the player to invoke if he or she feels hopelessly lost. A severe penalty (such as losing half the player's gold) should be charged to ensure this command is not used frequently.

- Doors can be locked, impassable, stuck or traps. Walls can fall in on players, floors give way to a gaping crevasse, and so on. Pictures can slide from walls, hitting our hapless player on the head. All these effects can be controlled within the subroutine which holds the room description, and a flag used to make sure the danger is not repeated if the room is revisited during one particular run of the adventure.

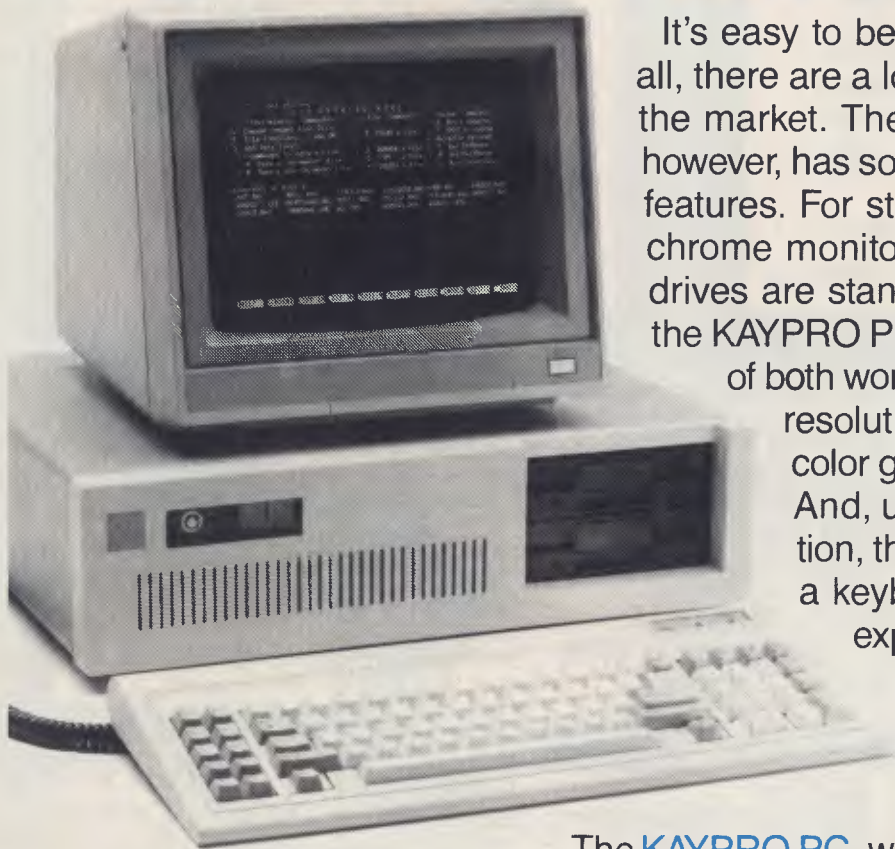
I'd be extremely interested in seeing what you come up with using the shell. Please write to me care of *Your Computer*. May the Dreaded Ice-Dragon not molest you, and may all your chests be filled with Elven Gold.

```
10 REM      ADVENTURE SHELL
20 REM *****
30 REM      By Tim Hartnell
40 REM      Interface Publications
50 REM *****
60 GOSUB 3950:REM INITIALISE
70 REM *****
80 REM REPORT TO PLAYER
90 FOR Z=1 TO 1000:NEXT Z
100 CLS
110 IF RO=16 THEN QU=1:GOTO 2950
120 REM *****
130 GOSUB 3060:REM ** ROOM DESCRIPTIONS **
140 REM ** NEXT LINE ACTIVATED IF OBJECT IN ROOM **
150 IF A(RO,5)<=0 OR A(RO,6)<=0 OR A(RO,7)<=0 THEN GOSUB 3850:REM OBJECTS
160 IF A(RO,8)=0 THEN 210:REM ** NO MONSTER IN ROOM **
170 PRINT TAB(3);"LOOK OUT!";PRINT "THERE IS AN ";MS(A(RO,8));" HERE!"
180 IF RND(1)>.7 THEN PRINT MS(A(RO,8));" ATTACKS!";KW=1:GOSUB 1670:GOTO 80
190 REM *****
200 REM ** NEXT LINES DECREMENT ATTRIBUTES **
210 IF RND(1)>.94 THEN ST=ST-1:IF ST<0 THEN ST=0
220 IF RND(1)>.94 THEN CH=CH-1:IF CH<0 THEN CH=0
230 IF RND(1)>.94 THEN DE=DE-1:IF DE<0 THEN DE=0
240 IF RND(1)>.94 THEN IT=IT-1:IF IT<0 THEN IT=0
250 IF RND(1)>.94 THEN W1=W1-1:IF W1<0 THEN W1=0
260 IF RND(1)>.94 THEN CO=CO-1:IF CO<0 THEN CO=0
270 REM ** NEXT LINES REPORT ATTRIBUTES TO PLAYER **
280 PRINT:PRINT "Your attributes are:"
290 PRINT TAB(4);"Strength -"ST" Charisma -"CH
300 PRINT TAB(4);"Dexterity -"DE" Intelligence -"IT
310 PRINT TAB(4);"Wisdom -"WI" Constitution -"CO
320 REM ** NEXT LINE CHECKS IF ANY ATTRIBUTE IS ZERO **
330 IF ST*CH*DE*IT*WI*CO<>0 THEN 380
340 PRINT:PRINT "Unfortunately, you are exhausted."
350 PRINT "so this adventure must end!";QU=2:GOTO 2990
360 REM *****
370 REM ** NEXT LINES CHECK TO SEE IF PLAYER CARRYING ANYTHING **
380 FLAG=0
390 FOR J=1 TO 5
400 IF P(J)<>0 THEN FLAG=1
410 NEXT J
420 IF FLAG=0 THEN 490
430 CASH=0
440 PRINT:PRINT "You are carrying:"
450 FOR J=1 TO 5
460 IF P(J)<>0 THEN PRINT TAB(4);Q(P(J));CASH=CASH+V(P(J))
470 NEXT J
480 IF CASH>0 THEN PRINT TAB(8);"Total value - $";STR$(CASH)
490 PRINT
500 REM *****
510 REM ** NEXT LINES ACCEPT PLAYER INPUT **
```

Adventure Shell

```
520 KW=0:REM ** KW STANDS FOR KEYWORD - EQUALS 1 IF WORD UNDERSTOOD **
530 FOR Z=1 TO 1000:NEXT Z
540 INPUT "What do you want to do";AS
550 REM ** NEXT LINES ADD SPACES IF LESS THAN 7 LONG **
560 IF AS="" THEN 540
570 AS=ASC(AS)
580 M=LEN(AS):IF M<7 THEN AS=AS+" ":GOTO 580
590 REM *****
600 REM ** GET FIRST THREE CHARACTERS, CHECK IF 'HELP' OR 'QUIT'
610 BS=LEFT$(AS,3)
620 IF BS="HEL" THEN PRINT TAB(3);"YOU MUST BE JOKING!":GOTO 1050
630 IF BS="QUI" THEN QU=4:GOTO 2890
640 REM *****
650 REM ** NOW BREAK DOWN PLAYER INPUT **
660 N=1
670 IF MID$(AS,N,1)<>" " THEN 700
680 CS=MID$(AS,N+1,3):IF LEFT$(CS,1)<>" " THEN 770
690 IF LEFT$(CS,1)=" " THEN 730
700 IF N<M THEN N=N+1:GOTO 670
710 REM *****
720 REM ** GETS HERE IF ONLY ONE WRD ENTERED BY PLAYER, CHOOSE REPLY **
730 IF RND(1)>.5 THEN 750
740 PRINT TAB(6);"BY ITSELF,";AS:PRINT TAB(6);"CAN'T BE ACTED ON":GOTO 540
750 PRINT AS;" IS JUST ONE WORD":PRINT TAB(4);"I NEED TWO":GOTO 540
760 REM *****
770 REM ** NEXT LINES 'UNDERSTAND' INPUT
780 REM ** NEXT LINE ACCEPTS 'KILL' OR 'FIGHT' **
790 IF BS="KIL" DR BS="FIG" THEN KW=1:GOSUB 1670
820 REM ** NEXT LINE UNDERSTANDS 'GO/MOVE/RUN' **
830 IF BS="GO " OR BS="MOV" OR BS="RUN" THEN KW=1:GOSUB 1080
840 REM ** NEXT LINE UNDERSTANDS 'GET/TAKE/LIFT' **
850 IF BS="GET" DR BS="TAK" OR BS="LIF" THEN KW=1:GOSUB 1200
860 REM ** NEXT LINE UNDERSTANDS 'DROP/PUT/LEAVE' **
870 IF BS="DRD" DR BS="PUT" OR BS="LEA" THEN KW=1:GOSUB 1440
880 REM ** ADD OWN COMMANDS HERE **
890 REM IF BS=... THEN GOSUB 2700
900 REM ** ADD OWN COMMANDS HERE **
910 REM IF BS=... THEN GOSUB 2730
920 REM ** ADD OWN COMMANDS HERE **
930 REM IF BS=... THEN GOSUB 2770
940 REM ** ADD OWN COMMANDS HERE **
950 REM IF BS=... THEN GOSUB 2810
960 REM ** ADD OWN COMMANDS HERE **
970 REM IF BS=... THEN GOSUB 2850
980 IF KW=1 THEN 1050
990 REM *****
1000 REM ** CHOOSE "I DON'T UNDERSTAND" MESSAGE
1010 R=INT(RND(1)*3)
1020 IF R=0 THEN PRINT "IT WOULD NOT BE WISE TO ";AS
1030 IF R=1 THEN PRINT "DNLY A FOOL WOULD TRY TO ";AS
1040 IF R=2 THEN PRINT "I DON'T UNDERSTAND ";AS
1050 FOR Z=1 TO 500:NEXT Z
1060 GOTO 80
1070 REM *****
1080 REM MOVEMENT
1090 CS=LEFT$(CS,1)
1100 IF CS="N" AND A(RO,1)=0 THEN PRINT "You cannot go that way":RETURN
1110 IF CS="S" AND A(RO,2)=0 THEN PRINT "There is no exit south":RETURN
1120 IF CS="E" AND A(RO,3)=0 THEN PRINT "I see nowhere to the east to go":RETURN
1130 IF CS="W" AND A(RO,4)=0 THEN PRINT "You can't walk through walls":RETURN
1140 IF CS="N" THEN RO=A(RO,1)
1150 IF CS="S" THEN RO=A(RO,2)
1160 IF CS="E" THEN RO=A(RO,3)
1170 IF CS="W" THEN RO=A(RO,4)
1180 RETURN
1190 REM *****
1200 REM GET OBJECTS ROUTINE
1210 FLAG=0
1220 FOR J=1 TO 5
1230 IF P(J)<>0 THEN FLAG=FLAG+1
1240 NEXT J
1250 IF FLAG=5 THEN PRINT "You are already carrying five objects":RETURN
1260 REM ** CHECK IF ANYTHING IN ROOM TO BE PICKED UP **
1270 IF A(RO,5)<>0 OR A(RO,6)<>0 OR A(RO,7)<>0 THEN 1310
1280 PRINT "I see nothing to pick up":RETURN
1290 REM *****
1300 REM NOW PICK IT UP
1310 D$="":E$="":F$=""
1320 D$=LEFT$(OS(A(RO,5)),3)
1330 E$=LEFT$(OS(A(RO,6)),3)
1340 F$=LEFT$(OS(A(RO,7)),3)
1350 IF C3=D$ THEN N=A(RO,5):A(RO,5)=0:GOTO 1380
1360 IF C3=E$ THEN N=A(RO,6):A(RO,6)=0:GOTO 1380
1370 IF C3=F$ THEN N=A(RO,7):A(RO,7)=0
1380 J=1
1390 IF P(J)=0 THEN P(J)=N:GOTO 1410
1400 IF J<5 THEN J=J+1:GOTO 1390
1410 PRINT TAB(3);">>> YOU NOW HAVE THE ";OS(N)
1420 RETURN
1430 REM *****
1440 REM DROP ROUTINE
1450 FLAG=0
1460 FOR J=1 TO 5
1470 IF P(J)<>0 THEN FLAG=1
1480 NEXT J
1490 IF FLAG=0 THEN PRINT "You are not carrying anything":RETURN
1500 IF A(RO,5)=0 OR A(RO,6)=0 OR A(RO,7)=0 THEN 1520
1510 PRINT "This room already holds its maximum number of objects":RETURN
1520 D$="":D=0
1530 FOR J=1 TO 8
1540 IF LEFT$(OS(J),3)-C$ THEN D$=OS(J):D=J
1550 NEXT J
1560 IF D$<>" " THEN 1580
1570 PRINT "How can you when you're not holding it?":RETURN
1580 FOR J=1 TO 5
1590 IF P(J)=D THEN P(J)=0
1600 NEXT J
1610 IF A(RO,5)=0 THEN A(RO,5)=D:GOTO 1640
1620 IF A(RO,6)=0 THEN A(RO,6)=D:GOTO 1640
1630 IF A(RO,7)=0 THEN A(RO,7)=D
1640 PRINT "YDU HAVE DROPPED THE ";D$
1650 RETURN
1660 REM *****
1670 REM FIGHT ROUTINE
1680 REM ** NEXT LINES CHECK IF MONSTER PRESENT ID FIGHT **
1690 IF A(RO,8)<>0 THEN 1750
1700 R=RND(1)
1710 IF R<.5 THEN PRINT "There is nothing to fight here"
1720 IF R>=.5 THEN PRINT "You can't fight empty air!"
1730 RETURN
1740 REM ** SET G$ EQUAL TO NAME OF MONSTER/CREATE ITS ATTRIBUTES **
1750 G$=M$(A(RO,8))
1760 S1=INT(RND(1)*6+RND(1)*6+RND(1)*6)+3
1770 H1=INT(RND(1)*6+RND(1)*6+RND(1)*6)+3
1780 D1=INT(RND(1)*6+RND(1)*6+RND(1)*6)+3
1790 I1=INT(RND(1)*6+RND(1)*6+RND(1)*6)+3
1800 W1=INT(RND(1)*6+RND(1)*6+RND(1)*6)+3
1810 C1=INT(RND(1)*6+RND(1)*6+RND(1)*6)+3
1820 PRINT "-----"
1830 PRINT "YOUR OPPONENT IS AN ";G$
1840 MT=0:HT=0:REM MONSTER TALLY, HUMAN TALLY
1850 FF=S1*(INT(RND(1)*6)+1)
1860 PRINT "-----"
1870 PRINT "THE ";G$;"'S DANGER LEVEL IS"FF
1880 PRINT "-----"
1890 FOR Z=1 TO 1500:NEXT Z
1900 REM ** CHECK IF CARRYING WEAPONS **
1910 FOR J=1 TO 5
1920 T(J)=0
1930 IF P(J)=6 THEN PRINT "YOUR AXE COULD BE HANDY":T(J)=6
1940 IF P(J)=5 THEN PRINT "YOUR SWORD MAY STAND YOU IN GOOD STEAD":T(J)=5
1950 NEXT J
1960 FLAG=0
1970 FOR J=1 TO 5
1980 IF T(J)<>0 THEN FLAG=FLAG+1
1990 NEXT J
2000 IF FLAG<>0 THEN 2020
2010 PRINT "YOU MUST FIGHT THE ";G$;" WITH":PRINT "YOUR BARE HANDS":GOTD 2170
2020 IF FLAG=1 THEN 2090
2030 FOR J=1 TO 5
2040 IF T(J)<>0 THEN FLAG=T(J)
2050 NEXT J
2060 PRINT "YOU MUST FIGHT WITH YOUR ";OS(FLAG)
2070 FF=INT(FF*2/FLAG)
2080 GOTO 2170
2090 PRINT "CHOOSE YOUR WEAPON:"
2100 FOR J=1 TO 5
2110 IF P(J)<>0 THEN PRINT J;" = ";OS(P(J))
2120 NEXT J
2130 INPUT "Enter the number to choose";J
2140 IF P(J)=0 THEN PRINT "YOU DO NOT HAVE THE ";OS(J):GOTO 2130
2150 PRINT "RIGHT, SO YOU CHOOSE TO FIGHT":PRINT "WITH THE ";OS(P(J))
2160 FF=INT(FF*2/J)
2170 FOR Z=1 TO 1500:NEXT Z
2180 PRINT "-----"
2190 PRINT "THE ";G$;" HAS THE FOLLOWING ATTRIBUTES:"
2200 PRINT "1 - Strength"S1" 2 - Charisma";H1
2210 PRINT "3 - Oexterity"D1" 4 - Intelligence"I1
2220 PRINT "5 - Wisdom"W1" 6 - Constitution"C1
2230 PRINT:PRINT "YOUR ATTRIBUTES ARE:"
2240 PRINT "1 - Strength"ST" 2 - Charisma"CH
2250 PRINT "3 - Dexterity"DE" 4 - Intelligence"IT
2260 PRINT "5 - Wisdom"WI" 6 - Constitution"CO
2270 PRINT:PRINT "Which attributes will you fight":PRINT "with (2)";
2280 INPUT Z,Q
2290 IF Z>0 AND Z<7 AND Q>0 AND Q<7 AND Z<Q THEN 2310
2300 PRINT "DON'T FOOL AROUND WITH A ";G$;" IN THE ROOM WITH YDU!":GOTO 2280
2310 IF Z=1 DR Q=1 THEN MT=MT+S1:HT=HT+ST
2320 IF Z=2 OR Q=2 THEN MT=MT+H1:HT=HT+CH
2330 IF Z=3 OR Q=3 THEN MT=MT+D1:HT=HT+DE
2340 IF Z=4 OR Q=4 THEN MT=MT+I1:HT=HT+IT
2350 IF Z=5 OR Q=5 THEN HT=HT+W1:HT=HT+WI
2360 IF Z=6 OR Q=6 THEN MT=MT+C1:HT=HT+CO
2370 IF HT=MT THEN PRINT TAB(10);"You are evenly matched":GOTO 2420
2380 PRINT "IT LOOKS LIKE THE ODDS"
2390 PRINT "ARE IN FAVOUR OF ";
2400 IF HT>MT THEN PRINT "YDU"
2410 IF HT<MT THEN PRINT "THE ";G$
2420 PRINT "-----"
2430 REM ** NEXT LINES CONTROL THE FIGHT ITSELF **
2435 KK=0
2440 K=INT(RND(1)*7):IF K=KK THEN 2440
```

Don't Be Fooled By Expensive Imitations



It's easy to be confused. After all, there are a lot of *beige* PCs on the market. The **KAYPRO PC**, however, has some very distinctive features. For starters, a monochrome monitor and *two* disk drives are standard. In addition, the KAYPRO PC boasts the best of both worlds – perfect high-resolution text and built-in color graphics capability. And, unlike the competition, the KAYPRO PC has a keyboard just like the expensive IBM PC AT – security lock and all.

The **KAYPRO PC**, with its 8088 CPU and 256KB RAM (expandable to 768KB) delivers 100% IBM PC or PC XT compatibility. It's got nine slots for easy expandability and service. Plus, every KAYPRO PC buyer gets a generous collection of quality business software, including WordStar, absolutely free. Finally, the KAYPRO PC is easily distinguished from the others by the sticker on the box that says "Made in the U.S.A." See the KAYPRO PC difference at your Kaypro dealer. You'll know that **Kaypro Means Business** – and business computers.

PRICE: \$2195* (Dual Floppy)
\$2995* (20 meg.)

Trademarks: IBM, International Business Machines;
WordStar, MicroPro International

*Suggested Retail Price

(Prices do not include monitor)

INCLUDED SOFTWARE:
Wordstar, Mailmerge, Correct Star, Star Index, Poly
windows, Mite, GW/Basix and MS/DOS

KAYPRO[®]
CORPORATION

Innovators of Electronic Products for Over 33 Years

**For more information or the location of
you nearest dealer call
(02) 542-3866**

HYPEC SUPER PC



DUAL SPEED
\$1850

AT style case
Tax included
MONITOR EXTRA
4.77Mhz and 7Mhz

- 2 x 360K control data disc drives
- 640K RAM
- Parallel port
- Serial port
- Games port
- Battery backed clock

- Choice of monochrome graphics or colour graphics card
- 6 months warranty
- 20 megabyte system **\$2800 tax inc**

PC-88



THE SMALL PC
WITH THE
BIG
FEATURES

\$1750

Tax (included)

MONITOR EXTRA

- 2/3 the footprint of the PC
- 8 full length slots (6 free)
- 130 watt power supply
- ★ High quality Japanese boards
- 640 RAM standard
- 2 x 360K floppy disc drives
- Choice of colour graphic or monochrome graphics boards
- Includes multi function boards
- Optional dual speed function boards

20 megabyte system **\$2750 tax inc**

PC-COMPATIBLES FROM \$1250

SCORPION

High speed 60 MEG Tape
Back Up
Suit XT or AT

INTERNAL SYSTEM
\$1970

EXTERNAL SYSTEM
\$2144

Chips

4164 \$2.50
Drams Tax inc

41256 \$5.50
Drams tax inc

Full range TTL in stock.

DISKETTES

5 1/4" SS/DD Fuji **\$27.00**
5 1/4" DS/DD Fuji **\$37.00**
5 1/4" DS/QD Fuji **\$50.00**
(FOR 80 TRACK DRIVES)
5 1/4" DS/HD Fuji **\$75.00**
(FOR AT COMPUTER)

☆ ☆ ☆

SUPER SPECIAL

5 1/4" OS/DD CIS DISKS **\$20.00**
PER BOX 10

☆ ☆ ☆

8" SS/DD BOX 10 **\$20.00**

MONEY BACK GUARANTEE

PRINTERS

Name your brand
and call for
prices.

POWER
BACKUP

PROTO BOARDS

IBM-PC FULL
LENGTH
PADS PER HOLE
\$38.50

TWO PADS PER HOLE
\$39.50

AMERICAN BOARDS
PADS PER HOLE
\$65.00

TWO PADS
\$65.00

P.C. EXTENDER
BOARD
\$60.00

Also stock Multibus
S100, Eurocard, Apple

SERVICE FOR YOUR COMPUTER FIXED PRICE PC BOARD SERVICE

Mother Board \$110
Mono Graphics \$75
Colour Graphics \$75
Disc Drive Card \$50
Printer Card \$50
RS232 Card \$50
Multi Function \$95

INCLUDING PARTS
SWITCHING POWER SUPPLIES
ALSO SERVICED

We also work to an hourly
rate if required

\$30 Per Hour + Parts

1.2 MEGS

on your PC or
Compatible replaces your
existing controller

A	B
360k	360k
360k	1.2m
1.2m	360k
1.2m	1.2m

\$280
Tax Inc.

EXTERNAL HARD DISC CASES

Plastic front panel
Steel case complete with
power supply fan, EMI filter
power cord and fuse.

\$180
tax inc.

20 MEG DRIVES INC CONTROLLER

NEC + OMPTI **\$1100** inc. tax.

SEAGATE + DTC **\$985** inc. tax.

SUPER AT



Monitor
extra

6Mhz or 8Mhz
systems available

20 megabyte system

\$4200

+ SALES TAX

- 1.2 megabyte floppy disc
- 640K RAM
- Parallel printer port
- Serial port
- Battery backed clock/calendar
- 200 watt power supply
- 20 mbyte hard disc
- colour graphics or monochrome graphics
- Optional tape backup available
- Hard disc to 140 mbytes

SOFTWARE

The Visible Computer	\$115
Learn 8088 Assembler the easy way	
Peeks & Pokes	\$55
Get more from your PC	
The Inside Track	\$75
Power for your PC	
Framework II	\$912
Lotus 123	\$680
Symphony 1.1	\$895
Clipper Compiler DBIII	\$847
Microsoft Word	\$490
Sidekick	\$90
Microsoft Word + Mouse	\$650
Easy	\$220
D Base III	\$755
Turbo Pascal	\$98
Wordstar	\$375
Wordstar 2000	\$470

Software not listed call

MONITORS

TVM 14" COLOUR/GREEN/AMBER **\$750**
TAXAN-ROLAND-ADI-THOMPSON
DATAS-TATUNG
GREEN/AMBER/COLOUR

PC BOARDS

WIDE SELECTIONS
AVAILABLE FROM
STOCK. CALL FOR
PRICE LIST
AND CATALOGUE.

DATA SWITCHES

AB	Parallel	\$80
2 Way	Serial	\$70
ABC	Parallel	\$110
3 Way	Serial	\$100
ABCD	Parallel	\$125
4 Way	Serial	\$115
AB-X	Parallel	\$125
X/Over	Serial	\$115

PARALLEL & SERIAL
IN STOCK.

- All lines switched • High quality rotary switch • All metal case • Gold contacts
- Low cross talk • Anti-skid feet • Black or cream colours available • All ex-stock.

BIG DRIVES FOR YOUR PC-XT or AT

Voice Coil 28MS,
44 megs miniscribe
\$2215
71 megs maxtor
\$3237
100 megs maxtor
\$5818

Prices do not include sales tax and controllers

AT BOARDS

- MOTHER BOARD **\$1225.38**
- EXPAND TO 1 MEGABYTE ONBOARD
- 8 PORT SERIAL BOARD **\$550.00**
- Case **\$179.30**
- Power supply at 200 watt **\$290.00**
- FDD:HDD controller **\$647.00**
- 2.5 Megabyte multifunction (no ram) **\$344.49**
- Keyboard **\$189.90**
- RS232 and printer card **\$179.80**

Prices do not include sales tax

CALL . . .

HYPEC ELECTRONICS PTY. LTD.

21 Ryedale Road
West Ryde, NSW 2114
P.O. Box 438, Ryde
2112



TEL: (02) 808-3666, 808-3050
CABLE: "LAMRON" SYDNEY
TELEX: AA71551 LAMRON
ORDERS ONLY (02) 808 3596



The Computer Trader

Phone Order Specials
(03) 417-7044 (Reverse Charges)
we won't be beaten on PRICE!

SUPER TRADER SAVINGS

"No-one offers this Preferential Price & Performance Plan"

We call it 4P. It enables us to provide you with the convenience of your local computer shop and the technical support of a professional consultant.

Add up the benefits:

- 1. TRADE DISCOUNTS OF UP TO 35% ON R.R.P.** - The Computer Trader purchases substantial volumes of hardware and software each month. You benefit from our purchasing power by receiving the lowest prices available and first option on limited offer Supertrader Specials.
- 2. FREE CATALOGUE** - The countless hours spent each month in "shopping" for new products and in updating your knowledge can be minimised by 4P. On registering in 4P you indicate your hardware and software preferences and we prepare a catalogue tailored to your needs.
- 3. IMMEDIATE DELIVERY DOOR TO DOOR** - If products are in stock we will have them delivered overnight to your door. A "rush" delivery fee is charged to non 4P members for this service.
- 4. MANUFACTURERS WARRANTY** - All products supplied by The Computer Trader carry a full manufacturer's warranty. Any claims made against this warranty by 4P members will be followed up by The Computer Trader provided the terms of the warranty have been complied with.
- 5. THE COMPUTER TRADER 30 DAY MONEY BACK GUARANTEE** - As a 4P member we will refund your money on any purchase from The Computer Trader which does not comply with the manufacturer's published specifications regardless of whether or not the default is covered by the manufacturer's warranty.
- 6. FREE INFORMATION SERVICE** - In addition to our free catalogue 4P members receive regular bulletins on newly released products, special buys that become available and other items of interest that may not be published in the Australian press.
- 7. LOCAL & OVERSEAS BUYING SERVICE** - If we do not already have the product you require, our experienced consultants will trace it for you - either locally or overseas.
- 8. CORPORATE ACCOUNT PROGRAMME** - More than 50% of our clients are corporate or government organisations. The Computer Trader will supply these organisations on a purchase order basis provided they comply with our payment terms.
- 9. QUANTITY DISCOUNTS** - The Computer Trader will offer additional discounts for volume purchases.
- 10. Software rentals for 4P members only** - on application.
- 11. FREE TECHNICAL SUPPORT** - We have retained the services of a team of highly qualified and independent micro computer consultants who are available to answer technical queries on all products purchased from The Computer Trader. Their support is available on our special hotline free of charge to 4P members.



	RRP	Our Price
1. Lotus 1-2-3.....	835	535
2. Multimate	745	439
3. Open Access	995	665
4. Symphony	1095	725
5. Multiplan	365	295
6. Microsoft Word	595	465
7. Wordstar	445	340
8. dBase III	976	645
9. Attache	775 p.m.	CALL
10. Dataflex	N.A.	CALL

Courtesy PC Australia

HARDWARE

Printers

*NEC - P2/P3 Pinwriter (Colour + 225)	850/1195
*NEC - P5 Pinwriter	CALL
*Epson - LX80	415
Colour Printers & Plotters	CALL
NEC - Spinwriter E.L.F.	695
Epson - FX85 (FX105 \$995)	775
Brother new models	CALL
C-Itoh, Toshiha, Silver-Reed & others	CALL

Monitors

*Taxan Hi Res. Vision III Colour ..	650
Taxan Hi. Res. Amber or Green	249
BMC Composite	159
Other Brands	CALL

Disk Drives

*Hard disk 10Mb internal	from 1250
*Hard disk 20Mb internal	from 1495
Slimline Floppy - 360K direct drive ..	285
Floppy Drive - 360K	250
Hard disk greater than 20Mb	CALL

All quality brands: Tandon, Tallgrass, Rodime NEC & Seagate.

Tape Back-up

*Cipher 32 Mb internal	1695
Sysgen 10 Mb	1595

Boards

*Multifunction Card	from 295
*Colour/Graphics Card	285
*Mono/Graphics Card	325
Persyst, Sigma, Orchid, Qubie, & Paradise - excellent prices	CALL

Modems

PC In-Modem 1200/75	685
Viatel Modem	CALL
Sendata/Netcom	CALL

Floppy Disks

*Nashua DSDD	39
*Top Quality Brand DSDD	25
Disk storage unit (90 disks)	22
Other Brands and Sizes	CALL

SOFTWARE - MACINTOSH

Business

Ornnis 3	565
Jazz	665
Thinktank	255
Microsoft	CALL
Other	CALL

Entertainment

Baron	69
Millionaire	69
Zork II/III	59

TOP SYSTEMS

	List Price	Our Price
1. IBM PC "XT" 10Mb, FDD & 256K, (Colour +425)	6252	4845
2. Olivetti M24 "XT" 10Mb, FDD, 256K (Colour +625)	6522	4595
3. IBM Compatible It's got everything incl. 10Mb & 512K. NOTE: Add \$300 for 20Mb and from \$200 for 256K RAM.	N/A	2985

SOFTWARE - IBM

Spreadsheets Integrated

*Lotus 1-2-3	535
*Symphony (Vers 1.1)	725
Enable	765
Framework	750
Multiplan	285
Open Access	665
Supercalc. 3	399

Database

*dBASE III	645
*Versaform	199
Knowledgeman	580
Quickcode III	325
*Wordstar	340

Word Processing

*Multimate (advantage +80)	439
Perfect Writer II	295
Wordperfect	439
Microsoft Word and Spell	495

Languages

*DeSmet C	195
Turbo Pascal (toolbox +62)	79
*Borland Int. (Turbo)	CALL
Digital Research	CALL
Microsoft	CALL

Utilities & other

*dTOOLKIT	99
*Typequick	69
*Smartkey	69

Thinktank	215
Sideways	79
Norton Utilities (Ver 3.0)	145
Copywrite/Disk Explorer	95
Sidekick	89
GEM incl. desktop and drawer	CALL
Eightymate (runs CPM80 prog. under MS-DOS)	295
PC Alien	89
All others	CALL

Communications

*Crosstalk	175
*Smarter 100 (DEC Emulator) ..	250
*Smarterm 400 (D.G. Emulator) ..	250

Entertainment

Flight Simulator	95
Sargon III	65
All Others	CALL

Accounting

Integrated - Drs/Crs/GL/etc.	CALL
Information - Business Manager 1 ..	385
Information - Payroll	299
Integrity - Accounting one	595
Integrity - Payroll	495
CPA+	680
Sybiz	CALL
IAL	CALL
Vertical Market	CALL

Project Management

*Timeline	485
Harvard Project Management	495
Microsoft Project	545

*SUPERTRADER SPECIALS

NO MORE WORRIES
with our free
HOTLINE SUPPORT



ANY PRODUCTS NOT LISTED - CALL, CALL, CALL!

BANKCARD & VISA CARD ACCEPTED - TERMS: PAYMENT ON RECEIPT OF GOODS

MANUFACTURERS' WARRANTY ON ALL PRODUCTS

Handling charges \$7.50 on all software, boards and accessories. In the unlikely event that our costs change without notice we reserve the right to alter prices.

The Computer Trader

98 Hoddle St., Abbotsford 3067 ☎ (03) 417 7044

Adventure Shell

```

2445 KK-K
2450 FOR Z=1 TO 700:NEXT Z
2460 PRINT "THE ";GS;" -"MT
2470 PRINT " YOU -"HT
2480 PRINT "-----"
2490 IF K=0 THEN PRINT "You struck a splendid blow!":MT=MT-1
2500 IF K=1 THEN PRINT "THE ";GS;" STRIKES OUT":HT=HT-1:CH=CH-1
2510 IF K=2 THEN PRINT "YOU DRAW THE ";GS;"'S BLOOD":ST=ST-1
2520 IF K=3 THEN PRINT "You are wounded!":IT=IT-1
2530 IF K=4 THEN PRINT "THE ";GS;" IS TIRING":DE=DE-1
2540 IF K=5 THEN PRINT "You are bleeding...":WI=WI-1
2550 IF K=6 THEN PRINT "YOU WOUND THE ";GS;"MT=MT-1
2560 IF RND(1)>.25 AND HT>0 AND MT>0 THEN FOR T=1 TO 1600:NEXT T:GOTO 2440
2570 IF HT<MT THEN 2600
2580 PRINT "YOU HAVE SLAIN THE ";GS
2590 ST=ST+2:DE=DE+2:WI=WI+2:CH=CH+2:IT=IT+2:CO=CO+2:MK=MK+2:GOTO 2670
2600 PRINT "THE ";GS;" GOT THE BETTER OF":PRINT "YOU THAT TIME..."
2610 IF Z=1 OR Q=1 THEN ST=4*INT(ST/5)
2620 IF Z=2 OR Q=2 THEN CH=3*INT(CH/4)
2630 IF Z=3 OR Q=3 THEN DE=6*INT(DE/7)
2640 IF Z=4 OR Q=4 THEN IT=2*INT(IT/3)
2650 IF Z=5 OR Q=5 THEN WI=5*INT(WI/6)
2660 IF Z=6 OR Q=6 THEN CO=INT(CO/2)
2670 A(RO,S)=0
2680 FOR Z=1 TO 500:NEXT Z
2690 RETURN
2700 REM OWN COMMANDS ACTED ON HERE
2710 REM OWN COMMANDS ACTED ON HERE
2720 REM OWN COMMANDS ACTED ON HERE
2730 REM OWN COMMANDS ACTED ON HERE
2740 REM OWN COMMANDS ACTED ON HERE
2750 REM OWN COMMANDS ACTED ON HERE
2760 REM OWN COMMANDS ACTED ON HERE
2770 REM OWN COMMANDS ACTED ON HERE
2780 REM OWN COMMANDS ACTED ON HERE
2790 REM OWN COMMANDS ACTED ON HERE
2800 REM OWN COMMANDS ACTED ON HERE
2810 REM OWN COMMANDS ACTED ON HERE

```

```

2820 REM OWN COMMANDS ACTED DN HERE
2830 REM OWN COMMANDS ACTED ON HERE
2840 REM OWN COMMANDS ACTED ON HERE
2850 REM OWN CDMMANDS ACTED DN HERE
2860 REM OWN COMMANDS ACTED ON HERE
2870 REM OWN COMMANDS ACTED DN HERE
2880 REM *****
2890 REM END OF GAME
2900 PRINT
2910 SC=0:REM SCORE
2920 IF QU<4 THEN 2950
2930 PRINT "I did not imagine you would turn"
2940 PRINT TAB(5);"out to be a quitter!":GOTD 2990
2950 PRINT:PRINT "CONGRATULATIONS! You have completed"
2960 PRINT TAB(7);"THE ADVENTURE"
2970 SC=100
2980 PRINT:PRINT
2990 SC=99*(SC+20*CASH+47*MK+ST+2*CH+3*DE+4*IT+5*WI+6*CO)/QU
3000 IF MK>0 THEN PRINT TAB(7);"YOU KILLED MK MONSTERS"
3010 PRINT:PRINT TAB(7);"YOU FOUND $";STR$(CASH);" WORTH"
3020 PRINT TAB(8);"OF TREASURE":PRINT
3030 PRINT:PRINT "Your score for this Adventure is"SC
3040 END
3050 REM *****
3060 REM ROOM DESCRIPTIONS
3065 PRINT "YOU ARE IN ";
3070 IF RO<9 THEN ON RO GOSUB 3090,3140,3190,3240,3290,3340,3390,3440
3075 IF RO=8 THEN ON RO-8 GOSUB 3490,3540,3590,3640,3690,3740,3790
3080 RETURN
3090 REH ** ROOM ONE **
3100 PRINT "ROOM ONE"
3110 REM
3120 REM
3130 RETURN
3140 REM ** ROOM TWO **
3150 PRINT "ROOM TWO"
3160 REM
3170 REM

```

DISCWARE

COMPUTERS AND SOFTWARE BARGAINS

(02) 212-6933

Viatel * 778000 #




Super Specials for this month only:

Lotus 123 rel. 2 \$835.00 this month only **\$499.00**
 Seagate 20 MB H/disk this month only **\$999.00**

dBase III+ \$1095.00 this month only **\$695.00**
 Intel 8087-2 \$489.00 this month only **\$330.00**

Smart Modem Super Sale

YC 5/86



Kaypro PC

The made-in-USA PC/XT compatible computer. Free software included with all Kaypro PC Systems Wordstar Professional, Correctstar, Mailmerge, Star Index, Mite, Polywindows Desk

Kaypro PC/AT 80286

Scall

No more built-in obsolescence, a plug-in 80286 processor board turns any Kaypro PC into a full AT-compatible machine.

Kaypro PC System 2

\$1995

8088 CPU, 256KB RAM, twin 360KB floppy, color, graphic/TTL mono, 9 slots, 135W power supply AT-style keyboard

Kaypro PC System 3

SAM Computer Phone Answering Machine and Phone Management System for IBM PC & Compatibles



normally \$899.00 now only **\$660.00**

VoiceCommand Voice Recognition System for IBM PC

normally \$1900.00 now only

Cipher 25MB tape

Corvus Omninet

Novell LAN

NetComm Smart

NetComm

NetComm

Data

IBM Software

Borland's Superkey Cash Desk ...

Clipboard Cop...

DISCWARE, 5th floor, 3 Smail Street, BROADWAY NSW 2007.

FREE CATALOGUE!

Discware have just produced a complete catalogue of IBM software and peripherals. If you are a PC user, you can't afford not to have it.

Please rush me my copy of the Discware catalogue!

Name _____ Company _____ Address _____ P/Code _____ Computer _____

Adventure Shell

```

3180 RETURN
3190 REM ** ROOM THREE **
3200 PRINT "ROOM THREE"
3210 REM
3220 REM
3230 RETURN
3240 REM ** ROOM FOUR **
3250 PRINT "ROOM FOUR"
3260 REM
3270 REM
3280 RETURN
3290 REM ** ROOM FIVE **
3300 PRINT "ROOM FIVE"
3310 REM
3320 REM
3330 RETURN
3340 REM ** ROOM SIX **
3350 PRINT "ROOM SIX"
3360 REM
3370 REM
3380 RETURN
3390 REM ** ROOM SEVEN **
3400 PRINT "ROOM SEVEN"
3410 REM
3420 REM
3430 RETURN
3440 REM ** ROOM EIGHT **
3450 PRINT "ROOM EIGHT"
3460 REM
3470 REM
3480 RETURN
3490 REM ** ROOM NINE **
3500 PRINT "ROOM NINE"
3510 REM
3520 REM
3530 RETURN
3540 REM ** ROOM TEN **
3550 PRINT "ROOM TEN"

3560 REM
3570 REM
3580 RETURN
3590 REM ** ROOM ELEVEN **
3600 PRINT "ROOM ELEVEN"
3610 REM
3620 REM
3630 RETURN
3640 REM ** ROOM TWELVE **
3650 PRINT "ROOM TWELVE"
3660 REM
3670 REM
3680 RETURN
3690 REM ** ROOM THIRTEEN **
3700 PRINT "ROOM THIRTEEN"
3710 REM
3720 REM
3730 RETURN
3740 REM ** ROOM FOURTEEN **
3750 PRINT "ROOM FOURTEEN"
3760 REM
3770 REM
3780 RETURN
3790 REM ** ROOM FIFTEEN **
3800 PRINT "ROOM FIFTEEN"
3810 REM
3820 REM
3830 RETURN
3840 REM *****
3850 REM DESCRIBE OBJECTS
3860 PRINT
3870 PRINT TAB(3)"YOU CAN SEE:"
3880 IF A(RO,5)<>0 THEN PRINT TAB(4);OS(A(RO,5))
3890 IF A(RO,6)<>0 THEN PRINT TAB(4);OS(A(RO,6))
3900 IF A(RO,7)<>0 THEN PRINT TAB(4);OS(A(RO,7))
3910 FOR Z=1 TO 500:NEXT Z
3920 PRINT
3930 RETURN

3940 REM *****
3950 REM INITIALISE
3960 DIM A(16,8),P(5),O(8),V(20),M(8),T(5)
3970 REM ** REM NEXT LINES DECIDE
HUMAN ATTRIBUTES **
3980 ST=INT(RND(1)*6+RND(1)*6)+3
3990 CH=INT(RND(1)*6+RND(1)*6+RND(1)*6)+3
4000 DE=INT(RND(1)*6+RND(1)*6+RND(1)*6)+3
4010 IT=INT(RND(1)*6+RND(1)*6+RND(1)*6)+3
4020 WI=INT(RND(1)*6+RND(1)*6+RND(1)*6)+3
4030 CO=INT(RND(1)*6+RND(1)*6+RND(1)*6)+3
4040 CASH=0:REM TREASURE
4050 RO=9:REM STARTING ROOM
4060 QU=1:REM END OF GAME FLAG
4070 MK=0:REM MONSTERS KILLED
4080 CS=""
4090 REM ** SET UP ROOMS **
4100 FOR X=1 TO 16
4110 FOR Y=1 TO 4
4120 READ A(X,Y)
4130 NEXT Y
4140 NEXT X
4150 REM ** DISTRIBUTE TREASURE **
4160 FOR Z=1 TO 8
4170 READ OS(Z), V(Z)
4180 NEXT Z
4190 FOR Q=5 TO 8
4200 Z=INT(RND(1)*15+1)
4210 IF A(Z,5)<>0 THEN 4200
4220 A(Z,5)=Q:REM OBJECT NO. IN ROOM
4230 NEXT Q
4240 PRINT
4250 REM ** DISTRIBUTE MONSTERS **
4260 FOR J=1 TO 8
4270 READ M(J)
4280 Z=INT(RND(1)*15+1)
4290 IF A(Z,8)<>0 THEN 4280
4300 A(Z,8)=J

4310 NEXT J
4320 CLS
4340 RETURN
4350 REM *****
4360 REM ROOM DATA
4370 DATA 0,4,0,0:REM ROOM ONE
4380 DATA 0,5,3,0:REM ROOM TWO
4390 DATA 16,0,0,2:REM ROOM THREE
4400 DATA 1,8,5,0:REM ROOM FOUR
4410 DATA 2,0,6,4:REM ROOM FIVE
4420 DATA 0,0,0,5:REM ROOM SIX
4430 DATA 0,13,0,0:REM ROOM SEVEN
4440 DATA 4,11,0,0:REM ROOM EIGHT
4450 DATA 0,12,10,0:REM ROOM NINE
4460 DATA 0,0,0,9:REM ROOM TEN
4470 DATA 8,14,12,0:REM ROOM ELEVEN
4480 DATA 9,0,13,11:REM ROOM TWELVE
4490 DATA 7,0,0,12:REM ROOM THIRTEEN
4500 DATA 11,0,15,0:REM ROOM FOURTEEN
4510 DATA 0,0,0,14:REM ROOM FIFTEEN
4520 DATA 0,3,0,0:REM ROOM SIXTEEN
4530 REM ** OBJECT DATA **
4540 DATA "RING",567
4550 DATA "KEY",2
4560 DATA "LDCCKET",15
4570 DATA "ELVEN-GOLD",799
4580 DATA "SWORD",0,"AXE",0
4590 DATA "AMYTHEST",27
4600 DATA "CRYSTAL",45
4610 REM ** MONSTER NAMES **
4620 DATA "ENTANGLER"
4630 DATA "ARTIFACTUM"
4640 DATA "INKBLOTT"
4650 DATA "UGLY UNDEAD"
4660 DATA "ORRIBLE ORC"
4670 DATA "ICE-DRAGON"
4680 DATA "EMBIHUUND"
4690 DATA "INSALIVATE"

```

GRAND OPENING SALE OF CREX COMPUTERS

Enhance your Apple II, II+, IIe, CII or compatible with peripherals at unbeatable prices!!!

DISK DRIVES

The 5.25" disk drive that every Apple Computer has been waiting for. For the first time a disk drive is available to the public that incorporates quality, hi performance and value, for the low price of **\$199**.

Does your drive have these features:

1. Formatted capacity of 164K Bytes.
2. Read only, normal and write protected bypass modes.
3. R/W Dichromatic led indicator.
4. Electronic controlled clamping.



**EVERGO
SS-5B DRIVE**

INTERFACE CARDS

64K Buffered parallel printer card.....	\$105
Parallel printer cards	\$55
512K/80 Column ram cards (IIe)	\$268
128K Ram cards (II, II+, IIe).....	\$118
64K/80 Column ram cards (IIe).....	\$55
16K Ram cards (II, II+)	\$45
Auto 80 column cards (II, II+)	\$65
Z80 Cards.....	\$29
Starcards	\$80
Bal 500 Eprom programmer cards	\$159
Pal colour cards	\$70
Speech cards	\$35

ACCESSORIES

Disk notchers	\$10
Keyboard dust cover	\$9.99
Diskette storage units (100 diskettes)	\$24.99
Cooling fans	\$42.50
Mouse (compatible).....	P.O.A.

DISKETTES

5.25" DSDD. (Promas)	
(Promas are leaders in Japanese disks)	
1-20 Boxes (10 disks/box).....	\$25.95
20-50 Boxes.....	\$22.97
50+ Boxes	\$19.99
Also available 3.5" disks	P.O.A.

MONITORS

20MHz Tilt & swivel base hi-res.....	\$189
--------------------------------------	-------

PRINTERS

Epson LX-80.....	\$449
(Optional Tractor Feed).....	\$25
Super-5 EP1000	\$465
Super-5 EP1201:	
This amazing printer boasts features such as NLQ, 120 CPS, Apple & IBM compatible and many more.	
This month's super special.....	\$499

PAPER

Super bond A4 70gms (2500 sheets)	\$65
Lazer edge 9.5x11" (2500 sheets).....	\$49

APPLE IS A REGISTERED
TRADEMARK OF APPLE
COMPUTER INC.

CREX 2/66 Herbert St., Rockdale 2216, N.S.W. (02) 599-1000
COMPUTERS ★ Bank Cheque ★ Cash. All prices includes Sales Tax.



AMPLES, HUFFLES AND SEARCHES

If you thought shuffles, soft-shoe or otherwise, were the province of Fred Astaire, and searches the prerogative of the Customs Department, Tim Hartnell is about to shed a whole new light on tap-dancing your way around random routines.

Many computer programs are dedicated to the laudable aim of bringing order into an increasingly chaotic universe. Industrious little routines spend their time sorting numbers and names into order, comparing them, taking actions on the basis of those comparisons, and assigning the results of their deliberations into neatly defined pigeonholes.

However, order is not always wanted. Just suppose you wanted to survey a randomly selected 10 per cent of the registered voters of Wagga Wagga. It would not do to simply take the first 10 per cent of the names on the list, nor those who live in 10 per cent of the residential part of town. To get a fair, genuinely random sample, you would need to select the names on some other basis.

This month I'm going to look at a couple of routines for selecting items at random from a list. Then, instead of doing a survey of Wagga Wagga, I'll use one of the routines to do something far more important, shuffle a deck of cards.

Finally, I'll be looking at three ways of finding specific elements of data within lists. The method chosen can radically alter the time it takes for an item in a list to be located.

The Non-recurring Shuffle

We'll start by supposing we wanted to question three Wagga Wagga residents in each street. Suppose, further, that each street in the town only has houses numbered one to 10. How would you go about deciding, for any particular street, which three numbers you would go to? One way would be to generate lists of random numbers, between one and 10, and go to the first three house numbers from that list. But what would you do if your random-number generator came up with a list like 5, 3, 5, 3, 5? You need a routine which, while producing random numbers, does not produce each one more than once.

It's pretty simple to create a routine to fill an array of 10 elements with random numbers in the range one to 10. It is also simple, although it requires a bit more thought, to write a routine which fills the array with numbers chosen randomly in the range one to 10, but which does not repeat any number. That is, each number from one to 10 must appear in the array, in randomly determined positions, but no number can appear more than once.

If you run Listing 1 and enter the number '10' when prompted to do so by the question 'Range of numbers?', you'll see it

rapidly produces the numbers you need. The elements of the B array keep track of whether or not a number has been previously produced.

But when you run it with, say, a range of 1 to 1000, you'll see it almost grinds to a halt as it tries to find numbers it has not used before.

Moses/Oakford Soft-Shoe?

In 1963, according to *Algorithms: Programmer Instant Reference Card* (J D Lewis, Micro Logo Corp, 1981), two gentlemen named L E Moses and R V Oakford developed a shuffle routine which randomises the elements of an array. Whereas the time it takes for the routine given in Listing 1 to complete a list increases exponentially as the range increases, the time taken by the Moses/Oakford routine only increases in direct proportion to the range (so it takes just 10 times longer to shuffle the numbers 1 to 100 than it does to shuffle those from 1 to 10 with Moses/Oakford, while the first routine takes time related to the number of elements raised to a power to do it).

Try the Moses/Oakford shuffle, given as Listing 2, and compare it with the first program, to see how long it takes to produce vast arrays of shuffled numbers.

Listing 3 shows Moses/Oakford in action simulating a deck (or more: up to eight decks) of cards. This program proves quite convincingly the routine's two major advantages: genuinely random output, and speed. The routine would be just as useful for shuffling the residents of Wagga Wagga, so the top 10 per cent could be dealt out to those doing the survey.

Sequential Searches

Suppose, instead of wanting a sample chosen at random from the whole population of Wagga Wagga, you wanted to question those who had reported incomes in excess of \$20,000 a year in the last census. And further suppose that no list has been made, in numerical order, of income size. To locate those in the income bracket you want, you'd have to go through the whole census output, figure by figure, to isolate the ones you wanted.

And, sad to say, a computer would have to do the same thing. If the list is disordered, there is no way of cutting short the process of going through it, element by element, until the one required is found.

Listing 4 demonstrates a sequential search: a variation of Moses/Oakford is used to fill an array with randomly gener-

SOFT-SHOE SHUFFLES

ated numbers, and then the program looks for them.

What is the relationship between the number of items in the list, and the time it takes to locate any one of them? A moment's thought will show that if there are N items, on average half the time the element you're looking for will be in the first half of the list, and the rest of the time it will be in the second half. That is, the 'average position' (to use the term very loosely) of the element you're looking for will be exactly halfway through the list. The longer the list, the longer it will take to reach the halfway point, so — on average — it takes $N/2$ time to search sequentially through a list of N items.

Self-organising List

In real life we rarely deal with completely random lists, in which every item is needed an approximately equal number of times.

As I live in an extremely low-tech household, the 10 or so telephone numbers I use most often are written on a piece of cardboard near the phone (no auto-dial facilities for me). If I bothered to log the calls I made in any four-week period, I am sure one or two of the numbers would be used far more often than the rest. Of the remainder, perhaps three or four would be the next-most-often used, with the final few hardly ever being dialled. Your telephone usage is probably very much the same.

Now, assume I had my telephone directory on disk, and it contained some 1000 names and numbers, added from time to time over the years. Whenever I needed a number, the computer would have to search through the list. And, if my two most-often-used numbers were right at the end of the list, it would always take the computer close to the maximum possible time to find them. A list which 'knew' which elements were needed more often than others, and could rearrange itself so often-used items were closer to the start of the list than the end, would be very useful. Then, at the end of each day's work, I could re-save my directory on disk, and eventually the numbers I called every day would be at the start of the list, where they would be found almost instantly from the 1000 numbers, and those I used rarely would be closer to the end of the list.

For a more realistic example of the usefulness of a self-organising list, imagine a car-parts warehouse where every item in stock has a reference number. However,



most people who ring up to find out if an item is in stock do not use the warehouse's reference number, preferring instead to say things like "a rear-wheel brake shoe for the 1968 model". To save having to look up, in some vast ledger, the relevant reference number so an order can

less often. So if the 'rear brake shoe' is near the end of the computer's list of parts, it will take an unnecessarily long time to find out that the part number is 'IV663', compared to the time it would take if this particular part was closer to the start of the list.

Listing 5, the self-organising search, goes some of the way toward solving this problem. Once it finds a requested item (X in this case, which is located at element number P), it swaps it with the item preceding it, moving it closer to the start of the list. You can test this program by asking for the same item over and over again, seeing how it moves closer to the beginning of the list each time. (Lines 100 and 190 use the IBM PC's time variable `TIMES` to time how long it takes the program to find a particular item. Replace these lines with whatever variable your computer uses for accessing its internal clock.)

Binary Searching

If I asked you to guess a number I was thinking of, between one and 100, you'd probably start by saying "50". When I said "higher", your next guess would then sensibly be "75". A reply of "lower" would prompt you to guess "62" or "63" and so on, until you'd narrowed down the field to the correct number.

Even though you may not have known it, you were conducting a binary search for

The binary search is much faster than the sequential search, and is ideal in any case when the items you're searching through are in order.

be raised, the warehouse has a computer system set up. The clerk types in 'brake shoe, rear, 1968', the computer searches through its thousands of parts, and eventually prints up on screen 'IV663' as the part number, which the clerk writes on the order.

Now, some parts will be asked for far more often than others. Brakes, for example, wear out on all cars, so there will be a constant call on those parts. Other things, such as a replacement winder for the left rear window, are probably requested far

SOFT-SHOE SHUFFLES

the needed number. The binary search is much faster than the sequential search, and is ideal in any case when the items you're searching through are in order. If you had a list of Wagga Wagga incomes, ranked from my income level of \$110.07 a year, up to \$245,000 (Les Bell), and you told the computer to find the first occurrence in the list of \$20,000, a binary search would probably find the \$20,000 before a sequential search did.

The binary search, Listing 6, works in exactly the same way as you would when trying to guess the number I was thinking of between one and 100. It compares X (the number you're looking for) with the middle element of the list (line 170). If they are the same, the search is over, and the program goes to line 230 to tell you where the needed element is in the list. If the middle element is not the item you're looking for, the comparison in line 160 tells it which half of the list to examine next.

It searches this half in the same way, starting by looking at the middle element. In the program, the variables L and R stand for 'left' and 'right' of the section of the list being examined (which is why, in line 140, L is set equal to the lowest number in the list, I, and R is set to N, the highest one).

I'd be interested to see any other computer search routines you come across or develop, as well as any comments you

Suppose you wanted to question the population of Wagga Wagga with incomes in excess of \$20,000 a year in the last census. And further suppose no list has been made, in numerical order, of income size. To locate those you want, you'd have to go through the whole census output, figure by figure, to isolate the ones you wanted. And, sad to say, a computer would have to do the same thing.

may have on the material in this month's column. Please write to me care of *Your Computer*. □

Listing 1

```
10 REM Shuffle
20 REM Non-recurring Random Numbers
30 CLS:INPUT "Range of numbers";N:CLS
40 DIM A(N),B(N)
50 FOR J=1 TO N
60 X=INT(RND(1)*N+1):IF B(X)=1 THEN 80
70 B(X)=1:A(J)=X
80 NEXT J
90 FOR J=1 TO N:PRINT A(J);:NEXT J
```

Listing 2

```
10 REM Moses/Dakford Shuffle
20 REM Non-recurring Random Numbers
30 CLS:INPUT "Range of numbers";N:CLS
40 DIM A(N)
50 FOR J=1 TO N:A(J)=J:NEXT J
60 PRINT "Starting now:"
70 FOR J=N TO 1 STEP -1
80 T=INT(RND(1)*J)+1
90 TEMP=A(T):A(T)=A(J):A(J)=TEMP
100 NEXT J
110 PRINT "Finished:"
120 FOR J=1 TO N:PRINT A(J);:NEXT J
```

Listing 3

```
10 REM Card Shuffle - using Moses/Dakford
20 DIM A$(416),B$(4),C$(13)
30 REM a$ = cards
40 REM b$ = suits
50 REM c$ = pips
60 CLS:PRINT "How many decks (1 to 8)";
70 INPUT DE:IF DE<1 OR DE>8 THEN 80
80 CD=52*DE
90 PRINT:PRINT "OK, I'll shuffle DE deck";:IF
DE<>1 THEN PRINT "s";
```

```
100 PRINT " of cards"
110 REM *****
120 REM Allot cards to array elements
130 RESTORE
140 FOR Z=1 TO 4:READ N$
150 B$(Z)=N$:NEXT Z
160 FOR Z=1 TO 13:READ N$
170 C$(Z)=N$:NEXT Z
180 REM *****
190 REM Fill array with card names
200 FOR Z=0 TO CD-1 STEP 52
210 FOR X=0 TO 51 STEP 4:FOR Y=1 TO 4
220 A$(X+Y+Z)=C$(1+(X/4))+ " of "+B$(Y)
230 NEXT Y:NEXT X:NEXT Z
240 FOR Z=CD TO 1 STEP -1
250 X=INT(RND(1)*Z)+1
260 N$=A$(X):A$(X)=A$(Z):A$(Z)=N$
270 NEXT Z
280 REM *****
290 REM Print out
300 CLS
310 FOR J=1 TO CD STEP 3
320 IF J<10 THEN PRINT " ";
330 IF J<100 THEN PRINT " ";
340 PRINT J;MID$(A$(J),3);
350 X=25:IF J<10 THEN X=27:GOTO 370
360 IF J<100 THEN X=26
370 PRINT TAB(X);J+1;MID$(A$(J+1),3);
380 X=50:IF J<10 THEN X=52:GOTO 400
390 IF J<100 THEN X=51
400 PRINT TAB(X);J+2;MID$(A$(J+2),3)
410 NEXT J
420 END
430 REM *****
440 DATA "HEARTS","DIAMNDS","CLUBS","SPADES"
```

```
450 DATA "D1ACE","D2TWO","D3THREE","D4FOUR","
05FIVE","D6SIX"
460 DATA "D7SEVEN","D8EIGHT","D9NINE","DDTEN"
,"D00JACK","D00QUEEN","D00KING"
```

Listing 4

```
10 REM Sequential Search
20 CLS:INPUT "How many elements to search thr
ough";Q
30 CLS:DIM A(Q)
40 PRINT "Please stand by..."
50 FOR J=1 TO Q:A(J)=J:NEXT J
60 FOR J=Q TO 1 STEP -1:T=INT(RND(1)*J)+1
70 TEMP=A(T):A(T)=A(J):A(J)=TEMP:NEXT J
80 CLS:INPUT "Enter number to be searched for
";N
90 N=INT(N):IF N<1 OR N>Q THEN 80
100 TIME$="00:00:00"
110 X=0
120 X=X+1:IF A(X)=N THEN 150
130 IF X<Q THEN 120
140 PRINT "I cannot find"N:GOTO 160
150 PRINT TIME$:PRINT "Search complete"
160 PRINT:PRINT "Press any key then <RETURN>
for a new search,"
170 INPUT "or just <RETURN> to end";A$
180 IF A$<>" " THEN 80
```

Listing 5

```
10 REM Self-Organizing Search
20 CLS:INPUT "How many elements to search thr
ough";N
30 CLS:DIM A(N+1)
40 PRINT "Please stand by..."
50 FOR J=1 TO N:A(J)=J:NEXT J
60 FOR J=N TO 2 STEP -1:T=INT(RND(1)*J)+1
70 TEMP=A(T):A(T)=A(J):A(J)=TEMP:NEXT J
80 CLS:INPUT "Enter number to be searched for
";X
90 X=INT(X):IF X<1 OR X>N THEN 80
100 TIME$="00:00:00"
110 A(N+1)=X
120 P=0
130 P=P+1
140 IF A(P)=X THEN 170
150 IF P<N THEN 130
160 PRINT "Element not found":GOTO 220
170 IF P=1 THEN 210
180 TEMP=A(P-1):A(P-1)=A(P):A(P)=TEMP
190 PRINT TIME$
200 P=P-1
210 PRINT "It is at element"P
220 PRINT "Press any key then <RETURN> to loo
k for"
230 INPUT "another number, or just <RETURN> t
o end";K$
240 IF K$<>" " THEN 80
```

Listing 6

```
10 REM Binary Search
20 CLS:INPUT "How many elements to search thr
ough";N
30 CLS:DIM A(N),Q(N),C(N)
40 PRINT "Please stand by..."
50 FOR J=1 TO N:A(J)=INT(RND(1)*J+1):NEXT J
60 FOR J=1 TO N:C(A(J))=C(A(J))+1:NEXT J
70 FOR J=2 TO N:C(J)=C(J)+C(J-1):NEXT J
80 FOR K=N TO 1 STEP-1
90 TEMP=A(K):J=C(TEMP):Q(J)=TEMP:C(TEMP)=J-1
100 NEXT K
110 FOR J=1 TO N:A(J)=Q(J):NEXT J
120 CLS:INPUT "Enter number to be searched fo
r";X
130 TIME$="00:00:00"
140 L=1:R=N
150 P=INT((L+R)/2)
160 IF X<A(P) THEN 190
170 IF X=A(P) THEN 220
180 L=P+1:GOTO 200
190 R=P-1
200 IF L=R THEN 150
210 P=0
220 PRINT TIME$
230 IF P<>0 THEN PRINT "It is at position"P:G
OTO 250
240 PRINT "It is not in the list"
250 PRINT "Press any key, then <RETURN> for a
nother"
260 INPUT "search, or just press <RETURN> to
end";E$
270 IF E$<>" " THEN 120
```

ALL HAIL THE

AMIGA

And you thought Tim Hartnell was a hard-bitten old hacker who couldn't be impressed by anything the computing world might have to offer . . . he's seen it all. Well, he probably thought so too — until he got his hands on Commodore's new Amiga. Now he's as excited about it as any novice on his first computer — and his only worry is whether enough people will buy it to keep Commodore in business.

I THINK I'M in love. Not since the day I took home my very first computer — a 1 Kbyte ZX80 — have I felt such anticipation and excitement about booting up yet another new computer.

I hoped the Amiga — the latest whizzbang, all-singing, all-dancing wonder machine from Commodore — was going to be special. After all, hadn't reviewers from around the world been having orgasms over it for months, drooling over the keyboard in ecstasy?

And yet, I was a little dubious. I feared that like a movie which has been oversold and then proves a disappointment, all the fireworks of praise around the Amiga might turn out to be a combination of hype and wish-fulfilment.

I needn't have worried. The Amiga is the most exciting computer I've ever used, even more exciting than the 1 Kbyte ZX80 which launched me into the world of computers.

As a music synthesiser it practically rivals the Fairlight. As a graphics machine it almost challenges photography and just about beats television in the quality of the images it produces. For a musician or graphic artist it is a tool of immense potential.

Now, that's fine if you make your living creating woo-wah noises from synthesisers, or dashing off state-of-the-art electronic abstracts for Yuppie living rooms.

What about the rest of us, who are not professional musicians, and who don't have a rewarding career creating brilliant new album covers? What use could the Amiga possibly be to us?

As Faraday (I think) said when asked what use electricity could be: "What use is a new-born baby?" And a new-born baby is very much what the Amiga is. It is virtually untried, with few software houses having spent enough time to do more than scratch the surface of its potential, even though it has been available in America for a year or so. I suspect when the true depths of the Amiga's possibilities are





tried, we will see software which will put every single program ever written Before Amiga to shame.

But let's step back from this rapture for a moment, and ask the real question, the one financially fractured Commodore in the United States is asking: "Will anybody buy the thing?"

Sure the graphics are magic (with a resolution of 640 by 400, and 4096 colours!) and the sound is unbelievable (four independent channels so you can wow 'em in stereo), but — and this is a big but — is that enough?

While the 'high-tech nut' fringe of the world (such as me, and possibly you) would kill to possess a toy of such wonder, that does not make a market. There are not, I suggest, enough high-tech freaks in this world to support Commodore, and

help it pay back the millions it owes to the bank.

So, if there are not enough people who will buy the machine simply because it is there, like Mount Everest, where will the market come from?

Commodore fervently hopes the business market will pick it up. I can understand why. For a start, the Amiga is not cheap: \$2495 for the whole box and dice including super-sharp Amiga monitor, and another \$500 or so if you want a second disk drive.

In Australia, that means the Amiga is still more expensive than your average IBM-compatible. There have to be some pretty good reasons for paying more for a 'non-standard' business machine. There is no software to speak of for the Amiga (around one hundred packages, according

to the last figures I've been quoted, compared with the 15,000-plus for the IBM PC), and the majority of what is available is explosive sound and graphics wonders, with a scarcity of the Lotus/Symphony/dBase type of program.

Commodore could hardly ignore this gloomy fact, so it has set its engineers to produce a little black box which effectively de-skills the Amiga, so it will run IBM PC software (which is like emptying the tank of your car so you can drag it along behind a horse). The 'make it work like a PC' black box has not, in fact, yet appeared, and even if it does, thus giving Amiga owners access to the PC software mountain, that sort of misses the point. If you want a bicycle you don't buy a car, then pay a mechanic to take the engine out, rip off two of the wheels, and add pedals. ►

Commodore itself certainly didn't think the business market was where it was aiming the machine when it was launched in New York. You don't have the *enfant terrible* of the sixties, pop artist Andy Warhol, creating Campbell's soup cans at the launch, and Debbie Harry singing "I love my Amiga, 'cause it gives me high-res goosebumps" if you want the sober-suited business fraternity to come a-calling.

Commodore seems to have changed its mind somewhere along the way. Perhaps it's the threat of bankruptcy. Commodore would also dearly love the Amiga to be a world-record success just to say "up yours" to Atari-come-lately turncoat Tramiel.

The original 128 is quietly proving to be a dismal flop for Commodore, the C16 and the Plus/4 were marketing non-events, while the old, much-discounted warhorse C64 chugs on, seemingly forever. But you can't make a million with a machine which has long passed its prime, regardless of how many are out there in the marketplace.

Let's just recap a moment before we go on. I said the graphics and sound were the best in the universe, and that anyone who is a card-carrying member of the High-Tech Freak Society will want to trade in their windsurfer and all their Dire Straits CDs to get one. I then added the cautionary note that one high-tech freak does not a mass market make. Commodore needs money; it is desperately praying the Amiga will deliver it.

Let's have a look at what you get for your \$2495, so you can decide for yourself the likely future of this dream incarnate.

Speed and Graphics

First of all, the Amiga is a 16-bit machine, which gives it its incredible speed and graphics-handling ability. I'm used to using windows with GEM on the PC, so I was startled by the speed and smoothness of window manipulation on the Amiga. You can have a window as big as the whole screen, and pull the *whole thing* down pixel by pixel, as a program (or two, or more) is happily running on the window you're moving and/or on the window which is being revealed as you pull the first window down. The system will support — given enough memory — 50 simultaneous windows.

The low-resolution screen is 320 by 200, with up to 32 colours; high resolution is 640 by 200 and 16 colours, with interlaced

As a music synthesiser the Amiga practically rivals the Fairlight. As a graphics machine it almost challenges photography and just about beats television in the quality of the images it produces.

mode doubling the vertical resolution to 400 pixels. The colours are chosen from a total palette of 4096, and although you are generally restricted to 16 or 32 colours, I have seen one demo program in which all 4096 were on the screen at once, and I'll explain how that was done in a moment.

The Amiga has three screen modes (any of which, so far as I could tell, could function in an interlaced manner, as mentioned above): single playfield, dual playfield and hold-and-modify. Single play-

field essentially gets the screen to behave like any other computer's display: there is one picture, and the computer manipulates that one. The exception with the Amiga is that this display can consist of a number of screen-sized windows, which can be set to different resolutions, use different palettes and be quickly interchanged.

With dual playfield you have one screen sitting on top of another, and you can 'see through' holes in the first screen to the one behind it. The graphics potential of that idea is extraordinary. Imagine an animated horse on the front screen, running in one place, and the scenery whizzing away behind it on the second screen; or the front screen having an image of a magnifying glass which you can move around, and the magnified image, seen 'through' the magnifying glass on screen one, held on screen two.

The third screen mode, hold-and-modify, allows you to produce non-animated pictures of the most extraordinary complexity. Hold-and-modify is the mode in which the '4096 colours at once' demonstration was created.

Up to eight sprites can be under simul-



taneous hardware control, and you can use software to switch between these as the display is produced, so many more than eight can be handled at once (although there is a limit as to how many can appear on a single horizontal scan). These sprites have limitations: no more than 16 pixels wide, although they can be of any depth, and they can only be in one of three colours, or transparent.

Greater flexibility is afforded by 'blitter objects' (or 'bobs', as Commodore would have us call them), which come under the control of the 'blitter', which I'll be talking about a little later in this article.

What You Get For Your Money

The \$2495 Amiga comes with 512 Kbytes of memory, the keyboard, high-res monitor, four disks, the system unit with a single built-in 9 cm disk drive and a mouse. The review machine came with an additional disk drive, which I decided not to hook up because it seemed the review would be more realistic if I stuck to the 'base model', and I didn't find any problems working with just one drive. A disk can be copied, for example, in just three passes.

The Amiga I had was the smaller memory (256 Kbyte) model. I added the other 256 Kbytes in about three seconds, just by opening a panel on the front of the system unit and plugging the extra memory in, just like plugging in a cartridge program. (To add 256 Kbytes to my PC took me nearly half an hour, so you can see that even in this relatively small matter of adding extra memory, intelligent forethought has gone into the Amiga's design.) I suggest 512 Kbytes is the minimum you would need; even one of the demo programs on the BASIC disk refused to run with a 'meagre' 256 Kbytes, returning an 'insufficient memory' error message.

In America they get the 256 Kbyte Amiga, with monitor, for \$US1790, so at the quoted price of \$A2495 for the 512 Kbyte model we're doing pretty well over here.

Starting Off

When you turn the computer on (and the monitor needs a power point of its own) the screen lights up almost instantly, a little ten-note tune comes from the speaker and a good, clear, high-resolution picture of a hand holding an upside-down (so you can't read the label) disk appears. If you

Commodore has set its engineers to produce a little black box which effectively de-skills the Amiga, so it will run IBM PC software (which is like emptying the tank of your car so you can drag it along behind a horse).

stand on your head, you see the label on the disk in the picture reads 'Kickstart'. This is the boot disk.

You'll notice that if the disk drive is ever empty, the Amiga checks it out every few seconds. You can hear something which to my ignorant ears sounds like gentle mechanical probing to see if a disk is in place. Therefore, when you put your Kickstart disk in place, you don't need to click on the mouse or press Return or anything like that; the boot procedure starts automatically. (The picture of the disk is upside-down because that's the way the label faces — away from you — if you have the disk the right way round to stick it in the drive. Wouldn't it have been more logical to put the label on the disk the other way, so you could see what you were doing?)

The disk drive light comes on and the disk spins for a few times. Then, after about 10 seconds, a new picture appears: another stand-on-your-head picture of a disk reading 'Workbench'. You take out Kickstart and insert Workbench, and this disk is automatically read.

The screen clears to show first what appears to be a standard DOS 'front end', and then this clears to an empty blue screen, with a forlorn little disk icon up in the right-hand corner, labelled 'Workbench'. You do a double-click with the left button on your two-button mouse, and the drive whirrs yet again.

Next, the Workbench window appears, occupying around a third of the screen. It looks like a close cousin of the Macintosh, and of the GEM Desktop before Apple

took Digital Research to court and got them to change it (I wonder why Apple hasn't yelled at Commodore yet?). One by one the contents of the bench are pulled off the disk and deposited in the window: a rubbish bin (called, naturally enough, a trashcan), a circular clock face with hands (labelled, for the blind, 'clock'), and four little drawer icons called 'Demos', 'Utilities', 'System' and 'Empty'. A fifth drawer icon has a big orange question mark over it and the label 'Preferences'.

If you move the arrow-head pointer to the Preferences icon and click twice on the button, you very quickly start to appreciate some of the Amiga's attraction. (While the Macintosh uses a clock face to mean 'wait an eternity while I load something in', and GEM displays an hourglass picture to transmit the same message, the Amiga has a little 'speech balloon' with a couple of 'zzzzz...' snores in it. In fact, the speech balloon only stays on the screen for a couple of seconds in this case, although some of the software I tried seemed to take an eternity to load, so the snores looked a little less whimsical.)

With Preferences, you can use the mouse to move little pointers on the screen to set such things as the date and clock, the baud rate for the RS232 output, the number of characters across the screen in text (60 or 80), the position of the overall image on the screen, and so on. You can also modify any of the four basic colours (which start off as blue, white, black and a sickly orange) to make them any of the 4096 possible colours you like. Allowing all these things to be user-modified is an indication of the care which has been taken to make the Amiga as flexible as possible.

As well as the Kickstart and Workbench disks, the Amiga comes with a disk called 'Extras', which contains an easy-to-follow and most worthwhile tutorial on using the computer and Amiga BASIC. When you load Extras, a new window appears, filled with the options from the disk. I selected 'BASIC Demos', and when a new window appeared, clicked on an icon just labelled 'Demos'.

When it came up, I found my first and only software bug (but a bug on the BASIC master disk, even if a minor one, is a little worrying). 'Demos' puts four windows on the screen, each containing an independently moving picture, including bouncing balls and flashing squares. All four pictures move at once, and true to the ►

Amiga's claim to be multi-tasking, you can move the windows around, do some calculations, play a tune, and so on — all at once (although you do notice some degradation of speed, especially if all the things you want to do at once access the same parts of the system).

And the bug?

Every window you open on the Amiga has a 'close window' box in the top left-hand corner. When you've finished with that window, you click on the close box, and the window vanishes. The 'bouncing balls' window does not have a close box that I could find. Once you open it, you're stuck with it, unless you decide to reboot the machine, or so it seemed to me. And if you accidentally click the button while the pointer is within this unclosable box, the image of the end of your pointer detaches itself from the rest of the pointer, and stays behind in the window, moves around with it, and is detected by the balls as an obstacle, so they bounce off it. Being stuck with these balls is not too bad, I guess, but they consume processor speed (seriously affecting the music demo from the same disk) and memory.

Getting Down to Programming

All these magic demos are fine, but the machine is not going to be much use to you if you can't program it. The Mac first appeared without any means of programming it, and it was some eighteen months before a reasonable BASIC that actually allowed you to do things like set windows within a program appeared. Commodore has not made that mistake.

Amiga BASIC is great, a professional language which — given the incredible speed of the machine — allows you to weave some pretty good spells of your own. It contains all the standard Microsoft (which wrote it) BASIC commands, so if you've used one of this company's BASICs on any other machine, you'll be instantly at home.

But to provide a standard plain-vanilla BASIC on a machine like the Amiga would have been criminal, so Microsoft pulled out all the stops to hand you the keys to the magic kingdom.

Line numbers are optional. You can send such things as GOSUBs to labels. You run BASIC programs using one window for the listing, and one or more for the output. You can have local or what are called 'shared' variables. IF/THEN commands can control a whole block of lines if

You don't have the enfant terrible of the Sixties, pop artist Andy Warhol, creating Campbell's soup cans at the launch, and Debbie Harry singing "I love my Amiga, 'cause it gives me high-res goosebumps" if you want the sober-suited business fraternity to come a-calling.

desired, rather than just the remainder of a single line which begins with the IF/THEN. The BASIC also supports 16- and 32-bit integers, as well as 32- and 64-bit floating-point numbers. These things alone indicate the quality of Amiga BASIC.

However, of greater interest, and certainly the part of the BASIC which will get a good workout, are the commands which control use of the Amiga's specialised features. You don't need to read the manual to understand the value of the following commands:

COLLISION ON enables ON COLLISION...GOSUB.

GET and PUT are used to move graphic images held as a series of points within an array around the screen.

SCROLL lets you define an area of the screen, and say by how much and which way you want it to move.

MOUSE is used with commands to detect button pressing, and the X-Y co-ordinates of the pointer on the screen.

MENU allows you to create your own drop-down menus to use within your own programs.

SAY and TRANSLATE\$ are used for speech. TRANSLATE\$ changes a sentence written in English into phonemes, and SAY makes the Amiga say the translation. The spoken English sounds like a Swedish man who has a cold, and who learnt to speak English in northern Scotland.

The music command SOUND allows

you to specify notes to be produced by up to four voices at once, with a frequency range of 20 to 15,000 Hertz, with a duration from an eighteenth of a second to just over four seconds.

WAVE allows you to create an envelope for the SOUND command, and also controls which channel a sound will come from. WAVE can be simply SIN, so a sine-wave is used, or an array of at least 256 elements in the range -128 to 127. You can see this command alone could keep you occupied for the next century.

PATTERN is used to indicate the texture of text, lines and the interior of polygons.

PALETTE: you can set up to 32 of these, and each one allows you to control precisely — to two decimal places — how much red, blue and green will be in a specified colour. The manual gives the mixtures for such things as 'fire-engine red', 'sky blue' and 'lime green'. The colour proportions can also be assigned randomly.

PTAB moves the cursor to a specified pixel(!), a number which, the manual informs us, "must be in the range 0 to 32767".

SLEEP suspends execution of a program until a specified event, such as the click of a mouse button or an object collision, occurs.

If this wasn't enough, the BASIC disk also contains a program written in BASIC, called 'Object Editor', which helps you create images of objects to use for animation within your own BASIC programs. A whole chapter of the BASIC manual is dedicated to explaining the use of this editor.

Demos Set High Standards

The extraordinary potential of the Amiga's graphics is shown in demonstration programs, even though few of us will ever attain the standards they set.

For a start, the fourth disk supplied with the Amiga is 'Kaleidoscope', a dazzle-your-eyeballs duo of graphic demonstration programs from the United States software company Electronic Arts. The first program on this disk is called 'Slide Show', and is a selection of screen shots from other Electronic Arts software.

Of far greater interest is the second program, 'Polyscope', which is a set of 10 constantly evolving animated programs which I could only sit and gaze at in awe. Moving spheres, leaving coloured, tunnel-like

'worms' of other spheres behind them, engage in complicated choreography in some of the programs, while in others multi-dimensional snowflakes reflected in up to eight axes grow and die before your very eyes, folks.

The introductory text says the program takes over two hours to run through completely. I can well believe it. I wasted most of my first morning on the Amiga just watching this particular demonstration program. Once the machine gets out into the shops you can be sure the only thing it will be running in the store will be either the famous bouncing red-and-white soccer ball, or a track from Polyscope. See it, and believe.

Other demo programs I saw showed sprites as large as about one quarter the size of the screen moving rapidly behind each other, as individual parts of the program (such as a yoyo going up and down) continued to move. You could move the whole picture down, in a smooth pixel-by-pixel descent, and see the animation continuing.

One demonstration program, which shows a standard few of us will ever reach, is called Robot City. In this, against a fearfully complicated picture of roads and twisted houses, four objects move independently (including a high-class hooker

Imagine an animated horse on the front screen, running in one place, and the scenery whizzing away behind it on the second screen; or the front screen having an image of a magnifying glass which you can move around, and the magnified image, seen 'through' the magnifying glass on screen one, held on screen two.

walking smoothly from one side of the screen to another, and a fire hydrant doing aerobics!).


It is possible to cycle through a selection of colours, which means very good

animation effects can be produced without a single sprite being used. Other demo programs show such things as snow falling and water flowing. But the real magic one is where Captain Kirk gets into the action, and flies his starship at warp speed into a kaleidoscope of stars. The impression of rapid speed down a 'tunnel' of stars is very good, and it is all done simply by turning the pixels which represent stars off and on as the colour is cycled.

The Hardware

The Amiga's power comes essentially from three custom-designed chips which work with the Motorola MC68000 central processor. Although the machine comes with 256 or 512 Kbytes, and the custom-designed chips can only directly address 512 Kbytes, the Amiga can handle up to 8 Mbytes when fitted with an external board.

The 68000 is the heart of the system, acting as the traffic cop which directs and co-ordinates the work of the other parts. The 68000 is rated at 8 MHz, and unlike other computers (such as the Atari ST or the Sinclair QL) which use this chip, on the Amiga it runs at close to the rated speed, at a shade over 7 MHz. I believe the QL, where the chip must do everything, actually runs at a third of this speed. ▶



The most important chip the 68000 controls is the Address Generator, called Agnus. It has three primary functions:

1. The first of these functions is to take charge of the controls for 26 direct memory access channels, which enable different sections of the system to use the memory without first 'getting permission' from the CPU to take data from one location and put it somewhere else. These direct memory channels look after things like the disk drives, the sound and the graphics, so the CPU is not slowed down by housekeeping.

2. On most other computers, the main processor spends a lot of time waiting for just the right instant to put an image on the screen, so that it will be synchronised with the creation of the VDU scanning. Agnus looks after this on the Amiga.

3. The third of these functions, and one which has received a lot of interest, is the 'blitter', a strange word which stands for 'block image transferer'. This is used primarily for transferring areas of display memory extremely quickly, although it can be used to move other portions of memory around. As well as relieving the CPU of this task, the blitter works around 10 times faster than the 68000 (I'll look at the blitter in more detail a little later in this review).

The display encoder chip, known as Daphne, has one main task in life — to directly translate the complex internal way in which display information is held inside the Amiga into the actual image on the monitor screen. The display information is held in this internal complex format because it gives maximum flexibility to the programmer. However, if the CPU had to decode the internal format before you could see it, the system would be much, much slower, so Daphne does the work, relieving the CPU of yet another task. Daphne also looks after sprites, and — perhaps surprisingly, because it seems unrelated to the chip's main task — reads the mouse port.

The third custom chip is Portia, which looks after the ports, audio and the UART chip. Portia controls the four audio channels (which you can run as a single, mono channel through the speaker built into the monitor, or directly via leads with RCA plugs into your stereo amplifier to shatter windows, frighten magpies and annoy neighbours), with a little assistance from Agnus. Portia also looks after communication with the disk drives, and the Amiga's serial port (which is at the back of the sys-

While the Macintosh uses a clock face to mean 'wait an eternity while I load something in', and GEM displays an hourglass picture to transmit the same message, the Amiga has a little 'speech balloon' with a couple of 'zzzzz...' snores in it.

tem unit, along with slots for a modem and an extra disk drive, and the RCA sockets for the sound, monitor output, direct video output and TV output.

Although Portia, Daphne and Agnus are not particularly complex devices in their own right, they have been carefully designed to perform their tasks in the best possible way, and to dovetail precisely

with the 68000, leading to the computer's incredible performance.

Blitting your Graphics

The blitter part of Agnus lies behind the Amiga's remarkable graphics, and it is the graphic power of the computer which is the simplest to recognise. Just think what happens when one window, which is currently overlapping another, is placed *under* the window it was on top of (a process which occurs virtually instantaneously on the Amiga), and the new top window is printed. The computer must store the graphic data of the window which is being obscured (so it can recreate it if necessary), must retrieve the data for the window which is being revealed, and then print it. Add to this the fact that the window can include moving graphics (like those bouncing balls I was unable to delete), and you have some idea of how much work the blitter must do.

Although the blitter is only designed to work directly with rectangular objects, it can use the four dedicated memory channels it has at its command to move irregularly shaped objects around. Grossly simplifying what happens (and trying to ex-



PRODUCT DETAILS

Processor:	MC68000, 32-bit internal bus; 16-bit data bus; 7.16 MHz clock speed.
RAM:	256 Kbytes, expandable with plug-in cartridge to 512 Kbytes; externally expandable to 8 Mbytes.
ROM:	128 Kbytes (192 Kbytes possible).
Custom graphics chip:	Palette of 4096 colours. Eight reusable 16-bit-wide sprites. 60/80-column coloured text. Programmable inter-object priority and collision detection.
Resolutions:	320 by 200 or 320 by 400, 32 colours; 640 by 200 or 640 by 400, 16 colours.
Custom animation chip:	Uses 'blitter' for high-speed movement of graphical data, for rapid animation. Controls 26 direct memory access channels. Four voices output on two channels. Nine octaves. Complex waveforms allow high-quality speech and musical instrument synthesis. I/O controls for disk, mouse, joystick.
Custom sound/peripherals chip:	Microsoft BASIC.
Provided language:	AmigaDOS; multi-tasking; hierarchial file system allows fast file access and hard disk compatibility. Windows/icons mouse-controlled environment called 'Intuition'.
Operating system:	Built-in 9 cm drive; capacity of 880 Kbytes formatted.
Disk drive:	Detachable, 89 keys, 13-key numeric keypad, 10 programmable function keys, four arrow keys, HELP key.
Keyboard:	Two-button, connects to joystick port.
Mouse:	Two reconfigurable controller ports — support mouse, joysticks, paddles, lightpens. Additional disk drive port. Centronics parallel printer port. RS232C serial communications port. RAM expansion (256 Kbytes) port. Stereo audio output (two RCA jacks; signal-to-noise ratio 70 dB; frequency response 20-6000 Hz). Monitor, TV, RGB, video.
Input/output:	
Physical measurements:	Weights around 6 kg; measures 10.8 cm high by 45 cm wide by 33 cm deep.
Price:	\$2495; includes one disk drive, high-res monitor, 512 Kbytes of RAM.

plain so that I can understand it), the blitter can do this by calling up a black 'shadow' image of the irregular shape from one part of the memory, the colour information from another source, and then putting them together, while instructing the computer only to block out those parts of the background covered by the 'shadow'.

As the Amiga stores its data, including graphic image data, as 16-bit words, it can manipulate this data by doing a 'shift left' or 'shift right' to the word, so an object

can move pixel by pixel, thus leading to the ultimate in smoothness.

The blitter also looks after painting an area full of colour, and controls the drawing of lines. To see a shape with an irregular border fill with colour in a flash is a revelation after seeing other PAINT commands which crawl slowly from inside the shape to its borders.

Third-party Software

Despite Commodore's claims that there would be a hundred Amiga software titles

Commodore claims there are over 900 Amigas in the hands of software developers in the States at the moment, and that more than 200 programs are available. No doubt most of these will find their way to Australia in due course.

available from the day the computer was launched in the United States, it took a long time for the initial software trickle to become anything approaching a flood. Commodore claims there are over 900 Amigas in the hands of software developers in the States at the moment, and that more than 200 programs are available. No doubt most of these will find their way to Australia in due course.

Programs which are available include a set for 'real programmers', who do not soil their hands with BASIC. Metacomco (which wrote the operating system) has Pascal, Lisp and Assembler packages for the Amiga, and Lattice has converted its acclaimed 'C' for the machine.

Lattice also has a spreadsheet program, Unicalc, which has a degree of Lotus compatibility, a dBase III-like file and database package, and some programming utilities.

The word processor Textcraft (which allows you, among a huge range of options, to enlarge the text on screen, like one of those 'big print' books; shows sub- and superscripts in their correct positions — and these can be in italics, bold or standard text — and so they appear as such on the screen; uses a little pair-of-scissors icon for cut-and-paste work, and so on) is available in the United States from Arctronic.

The game Hacker comes from Activision (and it's a bit of a hoot to see the Amiga being forced to emulate a lowly old line printer in this game), and Electronic Arts has its Deluxe Paintbox and the basketball simulation (complete with digitised crowd noises, and some guy yelling out to sell hot dogs and popcorn).

You've not lived until you've played 'Smoke on the Water' with one finger, through a large stereo system, with the Power Chord (a sort of heavy metal guitar blast) option from this package.

One-on-One

The program which consumed most of my time, though, is the 'You too can be Emerson, Lake and Palmer' package, Musicraft. You can use the computer keyboard (or an external music keyboard) to play a vast number of instruments, most of which have been stored as digitised sounds from the real instruments. You've not lived until you've played 'Smoke on the Water' with one finger, through a large stereo system, with the Power Chord (a sort of heavy-metal guitar blast) option from this package!

You can use the mouse to draw your own wave forms on a little chart, and play those, as well as modify such things as attack and decay, rate and depth of reverberation and the rest, all on screen, and hear the results instantly.

The program allows you to 'write' music directly onto staves, using the mouse to pick up the notes and rests and what-have-you from the bottom of the screen, and then move them to the correct position. You can have four voices at once, each of which can be independently programmed. Musicraft also allows you to step through the music note by note, or just have one or two of the voices playing. You can transpose the whole piece into any key instantly, and can even 'tune' the program, to fit in with another external instrument, while the piece is playing.

For a would-be Deep Purple person like myself, Musicraft represents sufficient reason alone to consider buying an Amiga.

Conclusions

So there you have it. In a world where the only choices seem to be a me-too IBM-compatible or a Mac, it's great that a third



— and exciting — choice exists. And if only to preserve this third option, if for no other reason, let us hope Commodore survives, so the marvellous potential the Amiga represents can be realised.

If the thought of being somewhat out of step with the crowd doesn't bother you, and you can afford to buy one of the most

enthraling executive entertainment machines ever developed, get one. I think I'm going to sell off my windsurfer immediately. □

Thanks to High Technology Computer Systems, 290 Bay Street, Brighton North 3186, (03) 596 6211, for providing the review machine.

If you have an IBM PC or compatible

there are 2 utilities you should have...

MACE UTILITIES

- ★ **UNFORMAT** will restore all your subdirectories and files automatically on a hard disk
- ★ **UNDELETE** gets erased files back with four keystrokes and without cross-linking
- ★ **REMEDY** automatically moves files to a safe place and locks out the bad spots
- ★ **RECLAIM** automatically extracts files from unreadable disks
- ★ **CONDENSE** un-fragments up to 32 mb, doubles the speed at which programs load, find and store data by placing files in one physical piece on the disk
- ★ **SQUEEZE/SORT** in a single operation — speeds up the path by squeezing deleted references from directories

ONLY \$ **135.00**

**BUY BOTH
FOR ONLY
\$200.00
SAVES HOURS OF WORK**

XTREE

- ★ **MOVE** files from one directory to another
- ★ **COPY**, delete or rename multiple files in different directories in one operation
- ★ **VIEW** contents of files
- ★ **SORT** files by name, size, extension or time and date
- ★ **PRINT** out all files on an entire disk — organized by subdirectory
- ★ **TAG** as many files as you want to work with, so that you can do any of the above with a single keystroke
- ★ **SHOW ALL FILES** or groups of files in all directions in one sorted display

ONLY \$ **99.00**

To: **Perfect Information (Australia) Pty. Ltd.**
P.O. Box 946, Crows Nest NSW 2065
Phone (02) 957 6686 or (02) 92 7777

Please send me _____ copies of XTREE/MACE UTILITIES or both.

I enclose my cheque for \$ _____ or please debit my American Express, Diners Club, Visa, Mastercard or Bankcard. Plus \$5.50 Freight

Card expires _____ Signature _____

Name _____ Company _____

Address _____

Postcode _____

Phone No. _____

PRINTERS GALORE.....

Such a range of printers is available today it's often hard to know which type to choose. Ewart Stronach examines five printers in varying price ranges — two dot matrix, a printwheel model and two laser printers — and tries to show where the features of each would be best utilised.

The art of using a computer to put words on paper has, like computing itself, come a long way in a short time. The earliest useful hard-copy output came from teletype machines, painstakingly modified to read computer output. These early machines still turn up in the homes of impoverished amateurs, and because of their construction, which resembles a stone ablutio block, seem destined to outlast many of today's cheaper printers.

Printing today falls into eight categories: band printers, matrix impact, print-

wheel or daisywheel, electro-photographic, electro-erosion, inkjet, thermal transfer and plotter.

Perhaps the most widely used is the dot matrix printer, which uses an array of dots to create each character; the printhead moves across a stationary platen as each letter or graphic character is formed. Such printers are available in a wide price and quality range, starting at less than \$500 retail for bottom-line units capable of handling standard A4 paper with pinfeed, and printing about 80 characters per second, to fancy ones which can print up to 340



Top left: NEC Spinwriter.

characters per second, the equivalent of 1.2 million dots per minute.

The band printer consists of a flexible band with embossed letters moving across the paper, with a row of hammers at each letter position which transfer the letter to the paper through an inked ribbon. This style of printer is most used for very high-speed output and can attain speeds of up to 2500 lines per minute (that's lines, not characters) and costs well over \$10,000.

The printwheel or daisywheel is perhaps the most common printer used in office situations, where a very high quality of type is called for at medium cost. This kind of printer is a development of existing typewriter technology and follows the style of the IBM Golfball and derivatives.

Laser printers (electro-photographic) are starting to make their way onto the market at reasonable cost. The laser in the unit writes the image on a photo-conductor and the printer fuses the image onto the paper in the same manner as a photocopier. The fastest of the laser printers can

I'VE BEEN stuck on my back in hospital for several days after an operation and I decided to use the time to review some of the computer text books that have influenced me over the years.<

I'VE BEEN stuck on my back in hospital for several days after an operation and I decided to use the time to review some of the computer text books that have influenced me over the years.<

I'VE BEEN stuck on my back in hospital for several days after an operation and I decided to use the time to review some of the computer text books that have influenced me over the years.<

I'VE BEEN stuck on my back in hospital for several days after an operation and I decided to use the time to review some of the computer text books that have influenced me over the years.<

I'VE BEEN stuck on my back in hospital for several days after an operation and I decided to use the time to review some of the computer text books that have influenced me over the years.<

I'VE BEEN stuck on my back in hospital for several days after an operation and I decided to use the time to review some of the computer text books that have influenced me over the years.<



Right: Impact 800 Laser Printer. Bottom left: C. Itoh CI30EP. Right Sakata SP-1200 Plus.

attain a speed of 215 pages a minute, still maintaining very high quality. Like the dot matrix printer, the laser is not restricted to printing only the physically available letters contained in a type font but can handle complex graphics in very high resolution.

Electro-erosion is a system that depends on a special paper coated with aluminium. Tungsten brushes pass over the paper and an electrical discharge vaporises the top layer of aluminium and exposes a black layer underneath. The bottom-end models of this type produce hard-to-read copy which gradually fades away, but at the top level they are capable of resolving up to 360,000 dots per inch and producing camera-ready artwork.

The fairly recent development of inkjet printers was hampered by problems of clogging of the inkjets when not used regularly. The advantage of inkjet technology is in colour application, with the better models being able to handle up to seven colours at up to 50 characters per second.

The thermal transfer system uses heat to transfer the print from a special ribbon to the paper. As the heat transfer takes place very close to the ribbon, small dots are attainable, allowing good resolution. The very quiet operation of this type of printer makes it ideal for small-office applications.

Last comes the **plotter**. Not in regular use for correspondence, the plotter, as its name suggests, is a device which holds a pen or series of pens of different colours, and literally draws on a piece of flat paper. It is particularly useful for plan-drawing types of applications and is capable of producing high quality and very large plans or graphs.

Pricing

The price range for printers is astounding. Dot matrix printers start at as little as \$400 and go to around \$6000. The cheapest daisywheel is around \$394, rising to about \$5000, with additional costs for specific paper-handling devices such as envelope feeders. Lasers run from about

\$5000 to \$24,000 and thermal transfers from \$329 to \$2700. Inkjet printers start at around \$700 and can cost up to \$11,500.

There is fierce competition between retailers and the first price quoted is seldom the last. Price is not necessarily the indication of quality, either, with a wide disparity between manufacturers offering units with similar specifications.

Finally, before looking at specific printers you should decide what your needs are. If you are looking for an alternative to a typewriter, the printwheel or daisywheel will fill your needs at reasonable speed and cost. This type of printer is not capable of printing any graphics and cannot be used for displaying graphs and charts in anything but a typewriter style. It is fairly safe to assume you will be using your unit in conjunction with a computer capable of more than word processing, and the ability to print the output of spreadsheets in graphic form must be considered. Having decided to utilise the graphics capability, your decision becomes simply one of capability versus price.

Sakata SP-1200 Plus



The Sakata SP-1200 Plus is typical of the smaller dot matrix printers available on the market today. It is a standard 80-column model capable of handling sprocket-feed paper of up to 25 cm width, roll paper or cut sheet. It is compact, measuring 401 mm by 337 mm by 104 mm. Paper feed is from the back only, with no provision for bottom feed. The maximum print width is 20 cm and the unit weighs 7.8 kg.

The printhead is made up of a matrix of 9 by 9 pins, which afford a number of graphic modes up to 8 by 1920 dots or 9 by 960 dots. The printheads have a life expectancy of 100 by 10 to the power of six characters. Don't bother working it out — it's a lot. The ribbon should last through 2.5 by 10 to the power of six, so you should change the printheads every 40 ribbons. At the quoted speed of 120 characters per second the whole kit should last quite a while.

The print styles are standard fixed print with software-controlled proportional mode. The print types include seven language fonts with characters exclusive to English, French, German, Swedish, Danish, Italian and Spanish — plus Japanese. These print types are selected before use by means of dip switch settings inside the case of the printer.

The Sakata has a switch-selectable

Printers Galore!



Top: The NEC Spinwriter with its various 'feeders'. Left: An inside view.

mode which it calls 'Near Letter Quality'. This may be selected by software or with a dip switch, which is unfortunately hidden inside the printer and requires the removal of the top cover. I say unfortunately because what Sakata calls near letter quality rivals the print of what many proudly boast as letter quality. If the switch were on the front panel, life would be just that much easier.

Connection to your computer is by standard Centronics cable and the factory switch settings allow straight plug-in operation to most computers. The front panel is simple, with two lights and three buttons. One light indicates power on and the other that the printer is on-line and

awaiting input. The buttons control line and form feed and switch the printer off-line. The case is cream with smoke-coloured plastic covers over the mechanism and paper-handling departments, and a wire rack to collect output is provided.

The instruction manual is a small, soft-covered booklet written in Jenglish — a quaint combination of English words and Japanese syntax and spelling. It clearly describes set-up procedure and control codes. There is a series of short BASIC programs designed to demonstrate all the functions available. Despite the fairly comprehensive list of functions this is a bottom-line printer by today's standards, but seems well constructed and should give totally adequate service, particularly in a personal computing environment.

C. Itoh C130EP

Despite being in the highly priced bracket for a narrow-carriage dot matrix printer, the C130EP could well win out in the price-versus-quality-and-features race. Sturdily constructed and pleasing to look at, the printer is very quiet in operation, deady accurate in paper handling and very versatile. It has a letter-quality mode, selectable from the front panel, and the output in this mode is nearly as good as a daisywheel.

Many manuals assume a fairly solid background in computing and are difficult to follow for a first-time user. Ideally they should read: "The printer is set for standard A4 paper. If you want to use foolscap paper, push the little red thingummy on the right and when the green light comes on push the second button from the left twice."

The body of the printer is off-white with a smoke-coloured plastic cover over half the top area. The back section of the top is also hinged and designed to be propped open to act as a guide for single-sheet operation, or to make the copy more readable when using the optional bottom-feed mode.

Paper handling can be carried out in four different ways: friction-feed for single sheet, a push-through tractor, a pull-through tractor and bottom-feed. I have found with most printers that they excel in one mode and falter in others, but the C. Itoh is precise in all modes. All modes are enhanced by the auto paper-feed function, which requires only that you line up your paper and pull the auto-load lever for perfect loading every time.

The chapter in the manual entitled *Initial Function Status Set Mode* is a little daunting. Many manuals assume a fairly solid background in computing and are difficult to follow for a first-time user. Ideally they should read: "The printer is set for standard A4 paper. If you want to use foolscap paper, push the little red thingummy on the right and when the green light comes on push the second button from the left twice."

As it is, the instructions offer such solid advice as: "Be sure to insert the paper and reliably close to cover" (sic) — nothing quite as bad as an unreliably closed cover.

Printers Galore!

I spent nearly an hour fiddling with the front panel, resetting the power-up status and then trying to get it back to standard default mode. It is not a function which you would need to alter very often in an office situation, but would crop up regularly in a hobby environment.

The rest of the manual is comprehensive and once again gives far more information than a normal user would need to know. The manual is perfect-bound (that is, it has a flat spine rather than being stapled) and won't lie flat, which can be a bother if you are trying to read it while actually following the instructions. The main lesson I learnt from the exercise is that I hate setting up printers.

Physically, the C. Itoh is heavier than cheaper models, weighing 9.5 kg and measuring 438 mm by 330 mm by 122 mm. Its manufacturer's claimed speed is 300 cps in data processing mode, 50 cps in near-letter-quality mode and 33 cps in letter-quality mode. These figures are maximum, and actual rates over a test file seem to fall short.

All the normal functions of a dot matrix printer are present. Character pitches of 10 to the inch (Pica), 12 per inch (Elite), 17.1 per inch (condensed) and proportional are software selectable, plus the letter-quality mode, which is selected by a button on the front panel. The life of the printer is claimed to be five million lines, and our test of this should be finished just before Halley's Comet is due back.

There can be no doubt this is a quality printer, and seeing 300 cps in action is going to make my old 160 cps machine seem slow. The C. Itoh could well stand in place of a typewriter in a small office, but its narrow carriage would be a limiting factor. Obviously C. Itoh makes wider models, but this would reflect in the price.

I liked its versatility and speed and was impressed with its letter-quality mode despite the drastic reduction in speed. Its paper handling is excellent and it is much quieter than most dot matrix printers I have tried.

NEC Spinwriter 8850

The Spinwriter is described in its manual as: "A fully formed character printer designed especially for the IBM Personal Computer". It is of the impact type, using a print thimble or basket with the letters embossed on 'fingers' which strike through a ribbon to transfer the type to paper.

Looking more like an electric typewriter without a keyboard than its dot matrix brothers, the Spinwriter is quite large and heavy by comparison. Weighing 17 kg and measuring 172 mm by 570 mm by 409 mm, it's not the sort of machine you would want to carry home each night. When supplied with the optional paper-handling devices such as an envelope feeder, a cut-sheet feeder and a double-bin adapter, you would be hard pressed to get it all in the boot of the average sedan.

Significantly less versatile than a dot matrix or laser printer, the Spinwriter is designed primarily for word processing use in an office or medium-volume environment, where speed is secondary to type quality. The type quality is superb and impossible to tell from the best-quality electric typewriter. With no less than 71 typefaces and sizes to choose from, including many foreign language fonts, you should have no trouble in selecting the right type for the job. The type fonts are plastic and appear very fragile; the pounding they take when the unit is spitting out its maximum of 55 characters per second suggests they are more hardy than they look. Changing a typeface is a ten-second job and most offices would keep a range of popular styles available.

The machine prints bi-directionally with full logic seeking. That means your layout, complete with any justification, is worked out before printing starts, and the type is put on paper as the printhead moves backward as well as forward over the paper without the delay of a normal carriage return.

Paper widths of up to 40 cm may be used. There is no provision for pin-feed stationery, and the platen is set up like a normal typewriter. Paper handling is precise, with the capability of 136 columns at 10 characters per inch, 163 columns at 12 cpi or 203 columns at 15 cpi. The paper can move in horizontal increments of up to 48 per inch.

The Spinwriter is quite noisy in operation, at least as noisy as an electric typewriter, but because of its speed it seems noisier. The quoted noise level is 58 dBA, and in an office situation this might be acceptable, though a printer hood could be desirable.

Connection to an IBM PC is simple, as the machine is designed to be totally compatible. A Centronics cable connects from the port on the computer and no set-up procedure is required. Compatibility is

OZZI MAIL

At last, a full-featured AUSTRALIAN Mailing List specifically designed for serious business use. Features include:

- Fast indexed files give automatic sorting in both Surname and Company name order and allow you to find the details of any member in fractions of a second.
- Rapid data entry features full-screen editing also Computer Assisted Data Entry to automatically insert post codes from data files supplied. You should never have to look up a post code again.
- Sophisticated selected facilities used by all reports, allow each record to belong to 4 out of more than 90 user-defined categories. Selection by date is also supported.
- Reports include listings, mail merge files for the most popular word processors and sticky labels in Surname or Post Code order. Optionally, sticky labels may be produced in bulk mail Post-Code groupings to save you money.
- Simple to understand menus, instant help screens and clear documentation make this one of the easiest to use programs you will ever own.

ONLY \$59

DELIVERED TO YOUR DOOR

Available for:
PCDOS/MSDOS computers

TO: **OZZI-MAIL,**
GPO BOX 2245 ADELAIDE SA 5001
Please rush me a copy of **OZZI MAIL.**

Name:.....

Address:.....

Town:..... P/code.....

My Cheque/Money Order/Official Order for \$59 (payable to OZZI-MAIL) is enclosed or charge my **BANKCARD•VISA•M/C**

EXP. ___/___ Sign.....

Printers Galore!

ensured by the interface module supplied with the printer. This module plugs into the back of the Spinwriter when you first unpack the unit and is pre-configured for the IBM. Other modules are available, and a series of dip switches on the module allows minor alterations for other Centronics applications.

On power-up, the Spinwriter automatically carries out a self-diagnosis check, and a self-test is available. The chosen type font is scanned by the printer, and in most cases automatic selection of the required print size takes place. When a print font which can operate in either size is selected, the user is prompted on the front panel for size requirement.

The front panel indicates the printer status with a digital display which shows the default number of lines per page or reports error codes. A button either side of the display allows changing of the default.

To the right of this display is the pitch select display, which indicates the pitch of the selected print thimble, and a control alongside the display changes between 10, 12 and 15 characters per inch. The next control is for paper feeding, providing either form-feed or line-feed, and also initiates the self-test facility. The final button is a pause/continue function.

Hewlett-Packard HP 2686A Laserjet

Now for the big guns, and I mean *big*. The instructions for unpacking the HP 2686A include the very timely reminder that perhaps two people should co-operate in removing the printer from its packaging as it weighs in at a whopping 32 kg! In appearance it resembles a photocopier much more than a printer, and while its footprint is only 47.5 cm by 41.5 cm, the recommended working area should be more than 105 cm by 108 cm to allow for


Significantly less versatile than a dot matrix or laser printer, the Spinwriter is designed primarily for word processing use in an office or medium-volume environment, where speed is secondary to type quality. The type quality is superb.

paper handling. This demands almost a separate desk and precludes moving the printer around the office too often.

The principal on which this type of printer works is also very similar to photocopy techniques, and combination units cannot be far off. The noise factor bothers me: it is so quiet I can no longer mutter my usual expletives when the copy is not what I expected or I find a spelling mistake after 36 copies have been run.


Paper handling (cut sheet only) follows the copier style, with a wide range of paper sizes usable from envelopes to foolscap, A4, B5 or Legal. The printer determines the paper size from the cartridge which holds your blank sheets or by instruction from the front panel. All the paper handling is automatic, and the printed forms are stacked in the out tray ready for reinsertion for printing on the reverse side if required. Portrait (vertical) or landscape (horizontal) modes can be selected for placing your print either way on the paper — a feature you wouldn't get on most dot matrix printers.

Left: The C. Itoh C130EP is relatively expensive, but rates highly on quality and features.



Make	Model	Price	Type	Width	Feed	Connect
Sakata	SP-1200 Plus	\$526	Dot matrix	10 inch	Sprocket/friction	Centronics
C. Itoh	C130 EP	\$1699	Dot matrix	10 inch	Sprocket/friction	Centronics
NEC	Spinwriter 8850	\$4656	Printwheel	15 inch	Friction	Centronics
HewlettPackard	HP2686A	\$5594	Laser	'Legal'-sized sheet	Single sheet from cartridge	Centronics
Impact	800 Model II	\$6200	Laser	'Legal'-sized sheets	Single sheet from cartridge	Centronics

Printers Galore!



The Sakata SP-1200 Plus is typical of the smaller dot matrix printers available today.

Setting up the HP Laserjet is very clearly defined in the spiral-bound manual. Definitive line drawings demonstrate what to lift, turn, remove and adjust before trying the self-test mode. All the supplies required for operation are cartridge-contained and simply slide into position. For connection to an IBM or compatible a five-wire connection is required from your RS232 port. Line one is straight through, lines two and three are crossed, line seven is straight through and lines five and six on the computer are tied to line 20. A simple batch file is described which will configure your IBM to the printer on boot. A simple five-line BASIC program allows an instant test of your skill at soldering if you made your own cable.

A digital display on the left side of the operator control panel indicates the printer status and reports errors in coded

form. Mechanical problems such as paper jams or simply being out of paper are reported, along with a series of machine faults like laser temperature control malfunction, ROM checksum error or RAM controller error. I have been assured a laser temperature control error can not result in a smoking, smelly hole where your desk used to be.

An on-line key allows the printer to start communicating with your computer, and a self-test key causes a test page to be printed. The form-feed key feeds single sheets of paper to the printer when on-line, but when off-line empties the printer's memory one page at a time. If the memory holds less than one page, all the remaining data will be printed. A manual feed-select switch allows the insertion of unusual-sized documents, and a print density dial controls the intensity of your copy.

The Laserjet is capable of printing in a very wide range of print styles, and font cartridges are available which simply slide into a slot on the right-hand side of the unit. Inside each font is the full usual range of options for selecting enlarged, compressed, underlining and so on.

The stroke weight may be set for bolder output within a textfile, and pitch and letter height are adjustable.

Graphics resolution is an area where the HP 2686A shines. Capable of resolving up to 300 dots per inch, the Laserjet can combine both graphics and text in the one document, so the production of complicated graphs and charts can be combined with data.

The escape codes for driving the beast differ completely from those required for dot matrix printers and would take some time to learn. Fortunately the manual is

UK AMSTRAD USER MAGAZINE NOW AVAILABLE

- ★ What's new in software, peripherals and accessories.
- ★ In glossy full colour.
- ★ April issue onwards.
- ★ Just \$3.95 at your newsagent.

No other system adds up to

AMSTRAD

Features

Draft, NLQ, italic, compressed, expanded, double-strike, enhanced, proportional, dot graphics, adjustable pitch
 Draft, LQ, italic, compressed, expanded, double-strike, enhanced, proportional, multi-language, dot graphics, adjustable pitch
 71 standard printwheels, adjustable pitch, no graphics
 Standard print fonts, combined text and graphics
 Standard print fonts, combined text and graphics

Rated Speed
 180 cps max.
 300 cps max.
 55 cps
 8 sheets/min
 8 sheets/min

Test Time
 Draft
 199.9 sec

71.6 sec

235.3 sec

45.0 sec

45.0 sec

Test Time
 LQ
 587.6 sec

387.3 sec

235.3 sec

45.0 sec

45.0 sec



Artist 1 plus

Introducing
ARTIST 1 PLUS Graphic
 Controller

- Ultra High Resolution 64MHz Colour
 Graphic Controller
- Interfaced resolution up to 1024 x 1024
 up to 1024 x 768
- Flicker-Free, Non-interlaced Resolution
- Supports IBM PC CAD and CAE
 Software packages including Auto CAD
- Single board Design for IBM PC, XT and AT
 monitors *available*
- Displays 16 Colours Out of a Palette of 4096
 Tektronics emulation software for
 4010, 4014, 4105 to 4113 and 4115 terminals



Worldwide Business Systems

Mark Russell

21 Kardella Lane, Mt. Eliza 3930 Tel: (03) 787 8221

Printers Galore!

very precise, and its spiral-bound format makes it easy to read while operating the machine.

Impact 800 Laser Printer

Why on earth call a laser printer Impact? If your friendly dealer advertised a dot matrix called Laser, the local chapter of Consumer Affairs would send him to the salt mines. The Impact 800 follows the philosophy of the HP 2686A (or vice versa) and the specifications are very similar. There are enough similarities in the two machines for the uninitiated to suspect a degree of 'badge engineering' — that's natural, as most of the current laser printers are based on Canon's mechanism and vary only in the electronic control circuitry fitted.

The specification sheets list such features as high resolution (up to 300 by 300 dots per square inch), high speed, with a throughput of up to eight A4 sheets per minute, and quiet operation. Additionally described is an 'intelligent operator con-

The noise factor of the laser printers bothers me: they are so quiet I can no longer mutter my usual expletives when the copy is not what I expected or I find a spelling mistake after 36 copies have been run.

trol panel' with a 16-character liquid-crystal display. There is no mention of an optional display for unintelligent operators.

The basic model (Model I) comes equipped with four type fonts, which can be chosen from a large range. Model II has


six, and the fonts may be additionally purchased and exchanged by changing ROMs. Up to 10 library fonts can be accommodated, and the data must be transferred to one of 15 'immediate font access areas' by software before use. This approach provides one of the Impact's major features, the ability to vary the fonts (making them bold, italic, double height, double width and so on) as they are loaded into the IFA.

An additional feature offered by the Impact 800 is the ability to emulate other printers. Software selection calls up the control codes of the Diablo 630 and the HP 2686A on the Model I and also the Gume and Epson FX-100 on the Model II.

Connection to your choice of computer is by Centronics-standard 36-way connector with a maximum lead length of three metres between host and printer. Connection can also be made by way of Data Products' 50-way connector or RS232. With RS232, baud rates may be set from 300 bps to 19,200 bps.

A facility called Forms Overlay allows a

CAN MEET ALL YOUR NEEDS PC/XT/AT, PERIPHERALS & PC MOUSE



TURBO XT

- Turbo PC/AT: 80286 CPU, 640K/1024K RAM, 8 MHz, 80287 Co-processor (option), 8 slots, one 1.2M Floppy Drive, one 20M Hard Disk, and controller, 200W Power Supply, Lift-up Case w/lock....
- Turbo PC/XT: 8 Slots, 256K/640K RAM, 8088-2 CPU, 8 MHz, 8087 Co-processor (option).
- GM-2 PC Mouse: photo-electronic control, high quality and easy to use.
- GM-3 Mouse: new model, interface build-in, 3 big buttons.
- GM-4 Mouse: GM-3 with RS-232 interface.

KYE

KUNG YING ENTERPRISE CO., LTD.
RM. 1311, NO. 41, SEC. 1, P. O. BOX: 22826 TAIPEI
CHUNG HSIAO W. RD., TEL: 3813682, 3318779
TAIPEI, TAIWAN, R.O.C. TELEX: 11388 KUNYING

All of computers passed 120 hours lift-test.

NOW BETTER PRINT-QUALITY IS JUST A KEYSTROKE AWAY.

LETTRIX.

With LETTRIX™ your IBM ProPrinter, Epson, Okidata, IBM Graphics, Star Gemini, or Panasonic printer can print proportionally-spaced and microjustified letter-quality text directly from all software. This entire advertisement is an actual-size photograph of text printed from a word-processing program on a \$300 Epson printer controlled by LETTRIX.

Before: ABCDEFGHIJKLMNOPQRSTUVWXYZabcdef
After: ABCDEFGHIJKLMNOPQRSTUVWXYZabcdef

LETTRIX resides in memory between your software and printer, responding automatically to justification, spacing, paging, margins, **boldfacing**, **underlining**, *italics*, **sub**scripts and **super**scripts. You just print as you would normally from within your word-processor.

"A fun program that is easy to use." -- PC WEEK
"The sharpness and clarity nearly equals that of an expensive daisy wheel printer." -- THE NEW YORK TIMES
"Surprisingly low price." -- BOARDROOM REPORTS

"LETTRIX is the top of its class."

-- Ronni and Harry Geist, PC PRODUCTS, August 1985

Design your own typefaces, or use the 20 included: **Broadway**, **Courier**, **Old English**, **Art Deco**, **OUTLINE**, **ARABESQUE**, **Engraved**, **Park Avenue**, **WESTERN**, **SHADOW**, **Roman**, **BANKER**, **Gothic**, **Prestige**, **Folio**, **ORATOR**, **OCR-A**, the entire IBM mathematical/line-drawing character set, as well as **Français**, **Español**, **Русский** and **Ελληνικός**.

You can control LETTRIX features either by accessing a menu that pops-up over your current software, or by placing simple single-character commands in your text.

For fastest delivery, charge LETTRIX to your VISA, Bankcard, Mastercard or American Express by dialing (02) 888-1955. LETTRIX™ has a low

RECOMMENDED RETAIL PRICE of **\$149.00**

We pay all shipping. NOT COPY-PROTECTED. Call for a free print sample. LETTRIX requires an IBM PC, XT, AT, or compatible with 50Kb of free memory, and DOS version 2.0 or greater.

SOFTWARE SUPPLIERS

SOFTWARE SUPPLIERS PTY. LTD., 7 Avon Road, North Ryde, NSW 2113. (02) 888 1955

complete page of information to be sent to the printer and stored rather than printed directly. This stored page can then be superimposed over as many subsequent pages of information as required. The benefit of this is that an invoice or letterhead can be designed and printed as part of the text, or graphics can be inserted at any time. Two type fonts may be selected at any one time and called as alternate fonts during printing. This together with the overlay facility should allow some fairly sophisticated forms designs, which should be indistinguishable from commercially printed products.

The warm-up time for this type of printer is pretty standard at about two minutes, with a delay of about 18 seconds after that for your first copy. Thereafter you can expect 8.1 A4 sheets per minute, 6.9 foolscap sheets per minute or 5.1 sheets of either size if manually fed. The paper recommended is copier bond from 60 to 80 gsm for cassette feed or up to 128 gsm for hand feed. The heavier paper is recommended for double-sided printing. Additionally the Impact Laser 800 will print on a variety of stock, including transparencies for overhead projection.

In operation the unit is, of course, quiet and trouble-free. Like its photostat brothers, the only regular problem is paper jams, which are easily cleared and can be minimised by using quality paper of the right weight. To help clear a jam, the entire top of the unit hinges up to expose the paper path. The cassettes hold up to 100 sheets of 80 gsm paper, and removal and replacement are straightforward. Replacement of the EP cartridge, which contains the photosensitive drum, and the supply of toner and charging corona are simple procedures and should be done every 3000 A4 sheets.

Running costs on a laser printer of any make will not vary much. They are not cheap to buy or run, with single-copy costs in the order of 15 cents a copy by the time you amortise capital costs and supplies. On the positive side, with the right software and a modicum of expertise in driving the printer, you may never fall into the hands of your local offset printer again.

Summary

The object of this review was not to directly compare specific printers but rather to examine a range of printers across a

Printers Galore!

Why on earth call a laser printer Impact? If your friendly dealer advertised a dot matrix called Laser, the local chapter of Consumer Affairs would send him to the salt mines.

price scale and relate their attributes to that. Every printer reviewed did all its manufacturer claimed.

There is no doubt a small office could survive very happily with the Sakata SP-1200 Plus, with its better-than-average near-letter-quality mode. At its recom-

mended retail price of \$526, it represents real value on today's market. It would most certainly also fit extremely well into a home situation, where price is often the major criterion.

The C. Itoh CI30EP is a high-quality machine, and the noise level a most acceptable feature for a dot matrix. Its paper handling is also a strong point, and the easily selectable letter-quality mode makes it acceptable for small office situations. Retailing at \$1699 for the parallel version and \$1799 for the serial, it is not cheap for a narrow-carriage dot matrix, but is certainly likely to outlast and outperform many of the cheaper models. C. Itoh has been building printers since day one and it is significant that so many manufacturers follow its lead.

The Spinwriter is in a class of its own in terms of print quality. Compared to the dot matrix printers there is no contest for anyone who needs high-quality text output. Designed to retail at \$4656, complete with a single-sheet feeder, it offers you

many years of trouble-free printing. The wide variety of type styles available adds to its appeal. A dual-bin feeder would add \$236 to the price and an envelope feeder a further \$300. It is a noisier beast than the dot matrix but it wins in the quality-versus-time race.

The Hewlett-Packard HP 2686A is designed to retail at \$5594 plus tax. While this might seem a lot at first glance, consider what you are buying. The ability to design and print a combination of graphics and text at a very rapid rate could save an enormous amount of time and money in a big office situation. The printer can be shared by a number of computers and could well replace several lower-quality units.

The Impact 800 shares these qualities, adds new features, and its ability to emulate other printers could save set-up time in an office with an already divergent range of printing equipment. The retail price of the Impact 800 Model II is a recommended \$6200 plus tax. □

HERE TODAY HERE TOMORROW

System 816 features incredible storage capacity, the flexibility to handle a large variety of applications, and the speed to get the job done fast. And you can choose from more than 3,000 CP/M[®] 8- or 16-bit programs as your needs grow. With the ability to expand from single- to multi-user, network up to 255 systems, and upgrade as technology advances, this computer stands the test of time.

As your local Full Service CompuPro System Center, we'll tailor a computer system to fit *your* needs. And the service continues into tomorrow with CompuPro's full year warranty.

The CompuPro System 816 . . . just as essential tomorrow as it is today.

The Essential Computer™

CompuPro

©1984 CompuPro
of CompuPro. CP/M is a registered trademark of Digital Research, Inc. Amicore is a trademark of Xerox Corp.



**CompuPro's System 816™ . . .
the computer that increases
your productivity today . . .
and tomorrow.**

AUTOMATION STATHAM Pty. Ltd.

47 BIRCH STREET, BANKSTOWN, NSW, 2200.

(02)709-4144 TLXAA 73316

VIC: Vantage Applications Systems
852 Canterbury Road, Box Hill South, 3128
(03) 890-0326

Peace of mind in three sizes.



Now Fuji brings you
excellence in floppy disks.

There's nothing more frustrating than having a disk go down when it is filled with valuable data. That was our understanding when we first started designing our floppy disks.

We decided to do it right!

The result is a range of products that is so reliable, it carries a lifetime warranty.

The excellence that is relied upon with our photographic products is now available in our range of highest quality disks. Ask for them by name.



SELECTED SUPPLIERS

N.S.W. SYDNEY: Contact Computer Supplies 4194908 --- A B Office Electronics 9497195 --- C A E Electronics 6214242 --- Calmar Distributors 6981999 --- The Computer Shop 5172222 --- Intelligence 6993877 --- Lamron 8083666 --- Logical Solutions 2126655 --- Manly Stationery Supplies 9382522 --- Mitsui Computer 4517711 --- Office World 4398077 --- Pre-Pack Electronics 5699797 --- R.I.O. Distributing 3999300 --- Thinking Systems 5600666 --- Transcript 7642177 --- The Computer Stationery Co 6351339 --- **DUBBO:** Orana Cash Registers 825833 --- **WOLLONGONG:** Altech Electronics 843059 --- Business & Leisure 299744 --- **WAGGA:** Verlyne Computer Services 216522 --- **VIC. MELBOURNE:** Australbee 233665 --- Copy Source 429335 --- De Vere Computer Accessories 6908955 --- Goodman Cannington 4298011 --- Micro Mart 6909677 --- Output Media 544400 --- Ray Cross Electronics 7629596 --- **BALLARAT:** Ballarat Image Supplies 357298 --- **GEELENG:** Systems Stationery & Computing 222844 --- **HAMILTON:** Sovereign Office Machines 722333 --- **QLD. BRISBANE:** The Byte Shop 3710711 --- C.W. Electronics 3970888 --- Computer Paper Supplies 3695277 --- Design Offices Co-op 8314977 --- **CAIRNS:** Cairns Stationery Supplies 512277 --- **MT. ISA:** Barkly Computer 432929 --- **SOUTHPORT:** Stateside Gold Coast 328988 --- **S.A. ADELAIDE:** Boss Business Products 2332224 --- Perce Burton Business Equipment 2122611 --- **MT. GAMBIER:** Southeast Business Machines 258900 --- **W.A. PERTH:** Jays Business Equipment 3818700 --- Regional Computers 3289062 --- **BOULDER:** Computers West 216961 --- **KARRATHA:** Dave's Oscitronic 854836 --- **A.C.T. BELCONNEN:** Actcom Computer 514307 --- **TAS. HOBART:** Southern Star Industries 729530 --- **LAUNCESTON:** Computer Craft 318133

Trade Enquiries Fujmex a Division of HANIMEX (02) 938 0241

Concord Syd. 1304B

Pocket Programs

Microbee

VARIABLE DISPLAYER

This program is relocatable; however, to operate it the keyboard vectors located at 00C2H and 00C3H or 194 and 195 decimal must be modified to point at the routine. This can be done with the monitor, changing 00C2H from E9H to 00H and 00C3H from A3H to 70H. Alternatively you can do it in BASIC with the following routine:

IN#5 ON: POKE 194,0:
POKE 195,112: IN#5 OFF

Pressing Ctrl U will list the variables that have been used during programming, in immediate mode or since the last CLEAR or NEW. Assembled thus the routine is located from 7000H to 705DH. If it is located elsewhere, the keyboard vectors must be changed, as explained above. This routine is useful if you need to use an unassigned variable when programming, or to see if one is mucking up your program.

Phillip Pulle
Lethbridge Park, NSW

```

00100 ;DISPLAYS ON SCREEN VARIABLES USED
00110 ;INTERCEPTS KEYBOARD SCAN AND CHECKS FOR CTRL U
00120 ;IF PRESSED ROUTINE IS CALLED
00130 ;NORMAL OPERATION IS PROVIDED
00140 ;NOTE: KEYBOARD VECTORS AT 00C2 AND 00C3 (194 & 195)
00150 ;MUST BE ALTERED TO POINT AT START ADDRESS OF ROUTINE
00160 ;WRITTEN BY PHILIP PULLE 19/8/84
00170 ;
00180 ;
00190 ;
00200 BASKEY EQU 0A3E9H ;FOR NORMAL OPERATION
00210 CTRLU EQU 00015H ;CTRL U VALUE
00220 DISPL EQU 0800CH ;SHOW CHAR IS B REGISTER
00230 INTVA EQU 006B0H ;START OF INTEGER VARIABLE POINTERS
00240 RLVAR EQU 00500H ;START OF REAL VARIABLE POINTERS
00250 ;
00260 ;
00270 ;
00280 ;
00290 ORG 07000H ;START OF ROUTINE
00300 CALL BASKEY ;GET A KEY IN 'A'
00310 PUSH AF ;SAVE IT
00320 CP CTRLU ;IS IT WHAT WE WANT
00330 JR Z,INTDIS;YES GOTO ROUTINE
00340 ;
00350 ;HERE PUT CHECKS FOR OTHER ROUTINES
00360 ;
00370 ;
00380 POP AF ;NOTHING SPECIAL BRING KEY BACK
00390 RET ;AND RETURN TO BASIC
00400 INTDIS LD D,'A' ;START WITH VAR 'A'
00410 LD E',' ;A COMMA FOR PRINTING ROUTINE
00420 LD HL,INTVA+1;GET START ADDRESS OF POINTERS+1 F
OR MSB
00430 CHECK LD A,(HL) ;GET MSB OF POINTER
00440 CP 00H ;IS IT 0 IE:NOT USED
00450 JR NZ,SHOW ;IF USED SHOW IT
00460 NXTINT INC D ;ELSE ONTO NEXT VAR
00470 LD A,D
00480 CP 'Z'+1 ;SEE IF ALL CHARS FINISHED
00490 JR NZ,INCR ;IF NOT GOTO TO INCR
00500 JR RLDIS ;IF SO DO REAL VARIABLES
00510 INCR INC HL ;GO ON TO MSB OF
00520 INC HL ;NEXT POINTER
00530 JR CHECK ;DO IT ALL AGAIN
00540 SHOW LD B,D ;CHAR OF VARIABLE
00550 CALL DISPL ;SHOW IT
00560 LD B,E ;CHAR OF COMMA
00570 CALL DISPL ;SHOW IT
00580 JR NXTINT ;GO ON TO NEXT POINTER
00590 RLDIS LD HL,RLVAR+1;GET START OF REAL POINTERS+1
00600 LD E',' ;COMMA
00610 LD D,'A' ;START WITH AN A
00620 LD C,'0' ;START WITH A0
00630 CHCKRL LD A,(HL) ;GET MSB OF POINTER
00640 CP 00H ;SEE IF USED
00650 JR NZ,SHWR ;IS SO SHOW IT
00660 NYTRL INC C ;NEXT IN SET EG:A1,A2,A3,A4 ETC
00670 LD A,C

```

POCKET PROGRAMS

```

7030 FE38      00680      CP      'Z'+1 ;ARE ALL 8 VARS IN SET DONE?
703E 200C      00690      JF      NZ,NXTPT;NO GO ON TO NEXT POINTER
7040 14        00700      INC     D ;YES SO NEXT SET IE A0,B0,C0 ETC
7041 0E30      00710      LD     C,'0' ;AND RESET NUMBERS TO '0'
7043 7A        00720      LD     A,D ;AND CHECK TO SEE
7044 FE5B      00730      CP      'Z'+1 ;IF ALL 26 SETS HAVE BEEN DONE
7046 2004      00740      JR      NZ,NXTPT;IF NOT GO ON TO NEXT POINTER
7048 F1        00750      POP    AF ;IF SO CLEAN UP STACK
7049 3E0D      00760      LD     A,ODH ;PUT A [CR] IN A
704B C9        00770      RET    ;AND RETURN TO BASIC
704C 23        00780      INC     HL ;GO ON TO MSB OF
704D 23        00790      INC     HL ;NEXT POINTER
704E 18E5      00800      JR      CHCKRL ;THEN CHECK THE NEXT POINTER
7050 42        00810      LD     B,D ;ALFA OF VARIABLE IN QUESTION
7051 CD0C80    00820      CALL   DISPL ;SHOW IT
7054 41        00830      LD     B,C ;NUMERIC OF VARIABLE
7055 CD0C80    00840      CALL   DISPL ;SHOW IT
7058 43        00850      LD     B,E ;A COMMA TO MAKE THINGS NEAT
7059 CD0C80    00860      CALL   DISPL ;SHOW THAT
705C 19DC      00870      JR      NXTRL ;AND DO IT ALL AGAIN
0000          00880      END
00000 Total errors

```

```

NXTPT 704C      NXTRL 703A      SHWRL 7050      CHCKRL 7035
RLDIS 702C      INCR 701E      NXTINT 7016     SHOW 7022
CHECK 7011      INTDIS 700A     RLVAR 0500      INTVA 06B0
DISPL 800C      CTRLU 0015     BASKEY ASE9

```

EXAMPLE:

```

00010 A=12: B=26: F=18: Z=24
00020 A1=34: G5=32.342: G6$="hello this is a test"
00030 DIM R4(9),D(9)
00040 P4$(1)**for VARIABLE DISPLAYER"
00050 PPINT G6$R4$(1)
00060 GOTO 60

```

>run

```

hello this is a test
for VAPIABLE DISPLAYER

```

```

Stop at 00060
>A,B,D;F,Z,A1,G5,G6,R4,
>

```

TRS-80

BOOK FILE

This program was written on my TRS-80 Model I, 48 Kbyte Level II, but will run on a Model III or 4, or even a 48 Kbyte System-80.

You can enter the information on a book or perhaps software, and save it to tape for later retrieval and printing.

```

10 REM BOOK-FILE.          VER 02.00.00.      RAM: 48K.
20 REM (C) 1985 D. K. MINEHAN.
30 REM PROGRAM DESIGNED TO TAKE THE TITLE, AUTHOR, CLASSIF.,
40 REM VOLUME, NUMBER, THE YEAR OF PUBLICATION, AND PUBLISHER
50 REM OF BOOKS, MAGAZINES, AND SOFTWARE, AND SAVE THEM ON
60 REM CASSETTE-TAPE DATA FILES. PROGRAM ALSO DESIGNED
70 REM TO GIVE A HARD-COPY IF REQUIRED.
80 REM
90 CLS: CLEAR10000: POKE16396,23

```

POCKET PROGRAMS

TRS-80

The program also allows for viewing and updating of files, and has an on-line help command.

David Mineman
Lambton East, NSW

```
100 DIMT$(1100),A$(1100),C$(1100),V$(1100),N$(1100),Y$(1100),P$(1100)
110 PRINTTAB(23)"BOOK-FILE MAIN MENU"
120 PRINT:PRINT
130 PRINTTAB(24)"1 CREATE A FILE"
140 PRINTTAB(24)"2 VIEW A FILE"
150 PRINTTAB(24)"3 UPDATE A FILE"
160 PRINTTAB(24)"4 SAVE A FILE"
170 PRINTTAB(24)"5 LOAD A FILE"
180 PRINTTAB(24)"6 VERIFY A FILE"
190 PRINTTAB(24)"7 PRINT A FILE"
200 PRINTTAB(24)"8 HELP"
210 PRINTTAB(24)"9 QUIT"
220 PRINT:PRINT
230 PRINTTAB(23)"ENTER CHOICE:";INPUTQ:CLS
240 ONQGOTO270,420,570,670,740,800,980,1170,1340
250 GOTO110
260 REM *****CREATE A FILE*****
270 INPUT"WHEN READY, HIT <ENTER> (TO CLOSE FILE TYPE 'Q' FOR TITLE)";X:CLS
280 FORI=1TO1100:PRINT:PRINT"ITEM NUMBER:";I
290 PRINT"TITLE:";INPUTT$(I)
300 IFT$(I)="Q"THENPI=I:GOTO400
310 PRINT"AUTHOR:";INPUTA$(I)
320 PRINT"CLASSIFICATION:";INPUTC$(I)
330 PRINT"VOLUME:";INPUTV$(I)
340 PRINT"NUMBER:";INPUTN$(I)
350 PRINT"YEAR OF PUBLICATION:";INPUTY$(I)
360 PRINT"PUBLISHER:";INPUTP$(I)
370 CLS
380 IFI<1100THEN390:IFI=1100THENPRINT:PRINT"FILE FULL" PRINT:INPUT"PRESS <ENTER>
TO RETURN TO MENU";X:CLS:GOTO110
390 NEXT
400 PRINT:PRINT"FILE CLOSED --";PRINT:INPUT"TO SEE MENU, HIT <ENTER>";X:CLS:GOTO
110
410 REM *****VIEW A FILE*****
420 FORI=1TOP1:IFT$(I)="Q"ORT$(I)=" "THEN540
430 PRINT@0;"ITEM NUMBER:";I
440 PRINT"TITLE:";T$(I)
450 PRINT"AUTHOR:";A$(I)
460 PRINT"CLASSIFICATION:";C$(I)
470 PRINT"VOLUME:";V$(I)
480 PRINT"NUMBER:";N$(I)
490 PRINT"YEAR OF PUBLICATION:";Y$(I)
500 PRINT"PUBLISHER:";P$(I)
510 PRINT:PRINT"PRESS 1 FOR MORE ENTRIES, OR 0 TO RETURN TO MENU";INPUTX
520 IFX=1THENNEXT
530 IFX=0THENCLS:GOTO110
540 PRINT:PRINT"FILE CONTAINS:";I-1;"ITEMS." PRINT
550 INPUT"TO RETURN TO MENU, HIT <ENTER>";X:CLS:GOTO110
560 REM *****UPDATE A FILE*****
570 PRINT"ENTER THE TITLE FOR THE FILE YOU WISH TO CHANGE"
580 INPUTT$:IFT$=""THEN600ELSECLS
590 FORI=1TOP1:IFT$=T$(I)GOTO610ELSENEXT
600 CLS:PRINT"TITLE NOT IN FILE --";GOTO640
610 CLS:PRINT"FILE FOUND --";PRINT"ENTER THE CORRECTED INFO."
620 PRINT"ITEM NUMBER:";I:INPUT"TITLE:";T$(I):INPUT"AUTHOR:";A$(I):INPUT"CLASSIFIC
ATION:";C$(I):INPUT"VOLUME:";V$(I):INPUT"NUMBER:";N$(I):INPUT"YEAR OF PUBLICATION:";
Y$(I):INPUT"PUBLISHER:";P$(I)
630 CLS:PRINT"THE FILE READS:"PRINT"ITEM NUMBER:";I:PRINT"TITLE:";T$(I):PRINT"
AUTHOR:";A$(I):PRINT"CLASSIFICATION:";C$(I):PRINT"VOLUME:";V$(I):PRINT"NUMBER
```

POCKET PROGRAMS

TRS-80

```

1  ;N*(I):PRINT"YEAR OF PUBLICATION: ";Y*(I):PRINT"PUBLISHER: ";P*(I)
640 PRINT:INPUT"FOR ANOTHER CORRECTION TYPE 1; ELSE TYPE 0";X
650 IFX=1THENCLS:GOTO570ELSECLS:GOTO110
660 REM *****SAVE A FILE*****
670 INPUT"PREPARE CASSETTE (RECORD), WHEN READY HIT <ENTER>";X
680 PRINT:PRINT"DATA IS NOW BEING COPIED..."
690 PRINT#-1:P1
700 FORI=1TOP1:PRINT#-1:T*(I),A*(I),C*(I),V*(I),N*(I),Y*(I),P*(I):NEXT
710 PRINT:PRINT"COMPLETE -- NOTE TAPE LOCATION PLEASE --":PRINT
720 INPUT"TO RETURN TO MENU, HIT <ENTER>";X:CLS:GOTO110
730 REM *****LOAD A FILE*****
740 INPUT"PREPARE CASSETTE (PLAY), WHEN READY HIT <ENTER>";X
750 PRINT:PRINT"DATA IS NOW BEING INPUT..."
760 INPUT#-1:P1
770 FORI=1TOP1:INPUT#-1:T*(I),A*(I),C*(I),V*(I),N*(I),Y*(I),P*(I):NEXT
780 PRINT:INPUT"DATA INPUT COMPLETE. TO SEE MENU, HIT <ENTER>";X:CLS:GOTO110
790 REM *****VERIFY A FILE*****
800 INPUT"TITLE FOR SEARCH";T:CLS:IFT#=""THEN830
810 FORI=1TOP1:IFT#=T*(I)THENCLS:PRINT"FILE FOUND --":GOTO840
820 NEXT
830 PRINT:PRINT"FILE NOT FOUND --":PRINT:GOTO950
840 PRINT:PRINT"ITEM:";I
850 PRINT"TITLE: ";T*(I)
860 PRINT"AUTHOR: ";A*(I)
870 PRINT"CLASSIFICATION: ";C*(I)
880 PRINT"VOLUME: ";V*(I)
890 PRINT"NUMBER: ";N*(I)
900 PRINT"YEAR OF PUBLICATION: ";Y*(I)
910 PRINT"PUBLISHER: ";P*(I)
920 PRINT:INPUT"WOULD YOU LIKE THE FILE PRINTED (Y/N)";X:CLS
930 IFX#="Y"THENPRINT"PRINTING FILE NOW..."LPRINT:LPRINT"ITEM: ";I:LPRINT"TITLE:
";T*(I):LPRINT"AUTHOR: ";A*(I):LPRINT"CLASSIFICATION: ";C*(I):LPRINT"VOLUME: ";
V*(I):LPRINT"NUMBER: ";N*(I):LPRINT"YEAR OF PUBLICATION: ";Y*(I):LPRINT"PUBLISHE
R: ";P*(I):LPRINT
940 IFX#="Y"THENPRINT:PRINT"COMPLETE."
950 PRINT:INPUT"PRESS 1 TO REPEAT, OR 0 TO RETURN TO MENU";X:CLS
960 IFX=1THEN800ELSEGOTO110
970 REM *****PRINT A FILE*****
980 INPUT"PREPARE PRINTER (PAPER), THEN PRESS <ENTER>";X:CLS
990 PRINT"PRINTING NOW..."PRINT
1000 FORI=1TOP1:IFT*(I)="Q"THEN1110
1010 LPRINT"ITEM:";I
1020 LPRINT"TITLE: ";T*(I)
1030 LPRINT"AUTHOR: ";A*(I)
1040 LPRINT"CLASSIFICATION: ";C*(I)
1050 LPRINT"VOLUME: ";V*(I)
1060 LPRINT"NUMBER: ";N*(I)
1070 LPRINT"YEAR OF PUBLICATION: ";Y*(I)
1080 LPRINT"PUBLISHER: ";P*(I)
1090 LPRINT:LPRINT
1100 NEXT
1110 LPRINT"NUMBER OF ITEMS:";I-1:PRINT
1120 PRINT"PRINTING COMPLETE."PRINT
1130 INPUT"PRESS 1 TO REPEAT, 0 TO RETURN TO MENU";X:CLS
1140 IFX=1THEN930
1150 IFX=0THEN110
1160 REM *****HELP*****
1170 PRINTTAB(30)"HELP" PRINT
1180 PRINT"CREATE A FILE:

```

BASIC for Birdwatchers

PART TWO

BONUS offer
BASICally free!

...AFTER HIS GENTLE INTRODUCTION TO FORM LAST MONTH, EDITOR LES BELL'S DESIGNS IN CREATION OF A TELEPHONE DIRECTORY PROGRAM GET RIGHT INTO...
UH...
"AAAAARRRRR!"

READY?.. OK MEN,..ACCESS NOW!

...THIS TIME AVOID RETURN..

...AND REMEMBER YOUR ENTRY COLLISION AVOIDANCE STRATEGY!

NYHOW.....

ATTENTION! ATTENTION!.. YOU HAVE BEEN RECLAIMED...ER... LIBERATED BY BELL INC. P/L /ASIA, INT. ETC.

...OBVIOUSLY, MY NAME GIVES ME A CLEAR HISTORICAL CLAIM TO SOVEREIGNTY OVER THE TELECOMA S, OR TELEBOM TO YOU...

...CONSEQUENTLY, A MEETING OF DISPLACED TELEBOM LEADERS.

WELL CHAPS, WE SHOULD'VE NOTICED WHEN HE STARTED THIS DIRECTORY THINGY!..

HE'S NOT INTERESTED IN TELEBOM FOR IT'S OWN GOOD! ... NO!
...HE ONLY WANTS CONTROL OF THE STARTLING PRIZE SECTION!

AN S.E.C. POWER BLOCKADE WILL KEEP 'EM IN THE DARK!

AARRH... AN' WE'LL SEND IN THE WRAN. WITH A DETACHMENT OF M.W.S.&D.B. COMMANDOS TO CUT OFF THEIR WATER!...
AARRH...

MEANWHILE...
MATT WHELAN PUBLISHER
NEXT ISSUE, THINGS WILL BE BETTER.

EB-AKHS.82

After his 'Gentle Introduction to Forms Design' last month, Les Bell gets right into using those functions in his creation of a telephone directory program. Despite the length of the listings, he subtitles it 'Designing a Simple Directory'.

PART VIII

A TELEPHONE directory isn't at all like a mailing list.

With a mailing list, you generally want to proceed sequentially through the file, using either all or a selected number of the entries. With a telephone directory, on the other hand, you generally want to look up just one entry, and you don't want to waste time doing it.

Wouldn't it be terrific if there was a way of just looking at a name, and going straight to the right part of the file?

Unfortunately, such a method doesn't really exist, but there is a technique which comes close. This is called **hashing**, and it is often used in BASIC interpreters, assemblers and similar language processors to provide fast look-up of variables in a table. We're going to apply the idea to this telephone directory to make look-up really fast.

Hashing is basically a way of applying a simple mathematical process to a **key**, in order to yield the ordinal position of the corresponding entry in a table or file. By 'key' we mean the field of information which we are going to use to retrieve data: in this case, a surname.

The process goes like this: looking at every second letter along the length of the name, we convert it to ASCII and add it to a running total, which we keep doubling. We then divide the result by the number of records in the file, and use the remainder as the position in the file; that is, the record number.

A suitable piece of code to do this might be:

```
10 K=0
20 FOR I=1 TO LEN(NS) STEP 2
30 K=2*K+ASC(MID$(NS,I,1))
40 NEXT I
50 K=K-ES*INT(K/ES)
60 IF K=0 THEN K=1
70 RETURN
```

your computer



tutorial

Having arrived at this record number, our job is not yet completed, however.

Avoiding Those Collisions . . .

A little thought will show that more than one name can still reduce to the same record number. And, of course, we might have two entries with the same name. For this reason, we have to design a **collision avoidance** strategy.

Before writing a new record into place, we read back the contents of the record to see whether there is already a name in place. If there is, then we just go on to the next record and try again.

Eventually, as the file gets very full, this hashing strategy will lose ground as we spend more and more time sequentially searching for the next record, but in the meantime we're ahead of the game.

Let's go ahead and write the program:

```
100 REM ** RANDOM ACCESS TELEPHONE FILER **
110 REM ** WRITTEN IN MEASIC V 5 2 **
120 REM ** 5/3/82 **
130 =
```

Next we define the functions we'll need for screen handling, as well as a couple of miscellaneous constants:

```
140 REM INITIALIZATION SECTION
150 :
160 DEF FNKEY$(X,Y)=CHR$(27)+"="+
+CHR$(Y*31)+CHR$(X*31)
170 DEF FNHT$(A$)=CHR$(27)+"+"
+AS*CHR$(27)+"!"
180 DEF FNINS(L)=STRING$(L,95)
190 HOMES=CHR$(30)
200 CLS=CHR$(27)+CHR$(26)
210 FS=250: / FILE SIZE, ADJUST IF YOU WANT
220 TL=100: / TIME DELAY
```

Next, we start the program off by asking for the file to work on. The program automatically supplies the suffix .TDR, and if no filename is given, uses the default TELE.TDR. Then we field the buffer for the name and address information:

```
230 PRINT CLS$
240 INPUT "Telephone directory file";FS
250 IF FS="" THEN FS="TELE"
260 OPEN "R",#1,FS+".TDR"
270 FIELD #1,20 AS FMS,20 AS FCS,30 AS
FALS,20 AS FAS,4 AS FPC,15 AS
FTEL$,19 AS FCT$
280 :
```

Having initialised the program, we're back with our old friend the menu. This time, however, we avoid the need to type Return after making a selection, through the use of the INKEY\$ function. Your BASIC may not have this or the WHILE function, so you can replace this piece of code with a standard input statement. An alternative to the WHILE construction might be:

```
400 AS = INKEY$
410 IF AS < "1" OR AS > "7" THEN 400
420 REM CONTINUE
```

Notice also that we are now inputting a string, not a numeric variable, and must convert it to decimal by using the ASC() function and then subtracting 48 (ASC(0)).



```

290 REM *** DISPLAY MENU ***
300 :
310 PRINT CLS$
320 PRINT "1 - Add name"
330 PRINT "2 - Delete name"
340 PRINT "3 - Create directory file"
350 PRINT "4 - Find name"
360 PRINT "5 - Find comment"
370 PRINT "6 - List file to CON:"
380 PRINT "7 - Quit and return to CP/M"
390 PRINT: PRINT "Enter choice:"
400 AS = INKEY$
410 WHILE AS<"1" OR AS > "7"
420 AS = INKEY$
430 WEND
440 ON ASC(AS)-48 GOTO 520,1310,920,
1550,1790,1090,480
450 :

```

Exiting MBASIC is easy:

```

460 REM *** EXIT MBASIC ***
470 :
480 PRINT CLS$: CLOSE: SYSTEM
490 :

```

Adding a name to the file is quite simple. First we get all the details for the record:

```

500 REM ** ROUTINE TO ADD A NAME TO FILE **
510 :
520 PRINT CLS$:"Add name to file "FOR
I%=1 TO TL$: NEXT I%
530 PRINT CLS$
540 PRINT ENKCY$(1,3);FNHT$("Surname : ");
FNLN$(20)
550 PRINT FNHT$("First Name : ");FNLN$(20)
560 PRINT FNHT$("Street : ");FNLN$(30)
570 PRINT FNHT$("Town/City : ");FNLN$(20)
580 PRINT FNHT$("Postcode : ");FNLN$(4)
590 PRINT FNHT$("Telephone : ");FNLN$(15)
600 PRINT FNHT$("Comment : ");FNLN$(15)
610 PRINT ENKCY$(13,3);:INPUT N$
620 PRINT ENKCY$(13,3);: "N$;
SPACES(20-LEN(N$))
630 PRINT ENKCY$(13,4);:INPUT C$
640 PRINT ENKCY$(13,4);: "C$;
SPACES(20-LEN(C$))
650 PRINT ENKCY$(13,5);:INPUT A1$
660 PRINT ENKCY$(13,5);: "A1$;
SPACES(30-LEN(A1$))
670 PRINT ENKCY$(13,6);:INPUT A2$
680 PRINT ENKCY$(13,6);: "A2$;
SPACES(20-LEN(A2$))
690 PRINT ENKCY$(13,7);:INPUT P$
700 PRINT ENKCY$(13,7);: "P$;
SPACES(16)
710 PRINT ENKCY$(13,8);:INPUT TEL$
720 PRINT ENKCY$(13,8);: "TEL$;
SPACES(15-LEN(TEL$))
730 PRINT ENKCY$(13,9);:INPUT CT$
740 PRINT ENKCY$(13,9);: "CT$;
SPACES(19-LEN(CT$))

```

This is simply the screen-handling code developed last month. Next we calculate the hash key; this is used so often it's a separate subroutine at the back of the program:

```

750 REM CALCULATE HASH KEY
760 COSUB 2040

```

Here's the subroutine; it should look familiar:

```

2020 REM ** SUBROUTINE TO CALCULATE HASH KEY **
2030 :
2040 K=0
2050 FOR I=1 TO LEN(NS) STEP 2
2060 K=2*K+ASC(MID$(NS,I,1))
2070 NEXT I
2080 K=K-ES*INT(K/ES)
2090 IF K=0 THEN K=1
2100 RETURN
2110 :

```

Next we take a look at the record we reckon is our target. If the first character of the name is a space, then the record is empty, and we're free to write into it. Otherwise, we just push on to the next:

```

770 GET #1,K: ' LINE 780 IS COLLISION AVOIDANCE
780 IF LEFT$(FMS,1) <> " " AND
LEFT$(FMS,1) <> ";" THEN K=K+1:GOTO 770
790 REM *** WRITE RECORD TO DISK ***
800 LSET FMS = NS
810 LSET FCS = C$
820 LSET FALS = A1$
830 LSET FA2$ = A2$
840 LSET FPCS = P$
850 LSET FEELS = TEL$
860 LSET FCTS = CT$
870 PUT #1,K
880 GOTO 310
890 :

```

Actually, in the code above we also check whether the first character of the name field is a semicolon (;). The reason for that will be seen when we talk about deleting a record.

We mentioned that if the first character of the name field of the target record is a space, then it's okay to write over. But

how did the space get there in the first place? Blank disks under CP/M, for example, contain E5H characters, not spaces; and if they've been written over before by another program there's no telling what may be there.

The answer is that we create the file in advance, and write spaces into the appropriate places. We already had to know the file size in advance for the hash calculation anyway, so we may as well create the file; it can't grow afterwards. Here's the routine that does that:

```

900 REM ** CREATE EMPTY DIRECTORY FILE **
910 :
920 PRINT CLS$
930 CLOSE
940 PRINT "THIS WILL COMPLETELY OVERWRITE
ANY EXISTING FILE: OK(Y/N)";
950 COSUB 2130
960 IF AS <> "Y" AND AS <> "y" THEN 310
970 INPUT "Name of file to create";F$
980 OPEN "R",1,F$,"TTR"
990 FIELD #1,20 AS FMS,20 AS FCS,30 AS
FALS,20 AS FA2$,4 AS FPCS,15 AS
FEELS,19 AS FCTS
1000 LSET FMS = " "
1010 FOR I=1 TO FS
1020 PUT 1,I
1030 PRINT "##";
1040 NEXT I
1050 GOTO 310
1060 :

```

There's nothing particularly tricky about it. Note the use of a subroutine to get in a 'Y' or 'y' answer, again using the INKEY\$ function so no carriage return is required. Here's the subroutine:

```

2120 REM *** SUBROUTINE TO RETURN Y/N
RESPONSE IN AS ***
2130 AS = INKEY$
2140 WHILE AS <> "Y" AND AS <> "y"
AND AS <> "N" AND AS <> "n"
2150 AS = INKEY$
2160 WEND
2170 RETURN

```

Again, nothing particularly tricky, so let's press on with a routine to read the file and list it on the console device.

This is just like a sequential read, except some of the records we read will be empty, and so we should not print them out. That's why, in line 1110, there's a check for an empty record and conditional jump to line 1260 (the NEXT part of the FOR loop). Notice there's some more pretty formatting on the screen — heck, if you've paid for it you might as well use it!



```

1070 REM *** LIST FILE TO CON: ***
1080
1090 FOR I=1 TO FS
1100 GET #1,I
1110 IF LEFT$(FMS,1)=" " OR LEFT$(FMS,1)
    = " " THEN 1260
1120 PRINT CLSS;I
1130 PRINT ENKYS(1,3);ENHTS
    ("Surname ";);FMS
1140 PRINT ENHTS("First Name ";);FMS
1150 PRINT ENHTS("Street ";);FA1$
1160 PRINT ENHTS("Town/City ";);FA2$
1170 PRINT ENHTS("Postcode ";);FPCS
1180 PRINT ENHTS("Telephone ";);FTELS
1190 PRINT ENHTS("Comment ";);FCTS
1200 PRINT ENKYS(40,24);: PRINT "Hit
    space bar to hold, ESC to quit";
1210 FOR I%=1 TO TIA
1220 AS=INKEYS: IF LEN(AS) = 0 THEN 1250
1230 IF AS = " " THEN I% = 1
1240 IF AS = CHR$(27) THEN 310
1250 NEXT I%
1260 NEXT I
1270 GOTO 310
1280

```

Line 1200 above is interesting: because this is going to the screen, not the printer, we scroll quickly, but allow the user to hold everything by hitting the space bar, or alternatively to quit by hitting the Escape key. This section of code also incorporates a time delay to allow the user to get in before the computer's gone on to the next record.

Of course, there will be occasions when we want to delete a name from the file, so we must provide a subroutine to do this. A simple method would be to confirm the record being accessed is the one we want to delete, and then write a space into the name field. However, this approach suffers from a problem.

Our collision-avoidance scheme means a record may be located several records after its hash-computed position. If the record in the hash-computed position is deleted by this method, when the find name routine reads that record it will conclude it is empty and display a 'not found' message, without checking the following record.

To get around this, we mark a deleted record with a semicolon, so the name search routine knows to check the next record, and keep checking until the name is found or a blank record is read.

```

1290 REM *** ROUTINE TO DELETE NAME ***
1300
1310 PRINT CLSS;"Delete name from file"
1320 PRINT ENKYS(1,5);:INPUT "Name to
    delete";NS
1330 REM CALCULATE HASH KEY
1340 GOSUB 2040
1350 GET #1,K
1360 IF LEFT$(FMS,1) = "*" THEN
    K=K+1:GOTO 1350
1370 IF LEFT$(FMS,1) = " " THEN PRINT
    CLSS;"Not found";FOR I% = 1 TO
    TIA:NEXT I%;GOTO 310
1380 PRINT CLSS
1390 PRINT ENKYS(1,3);ENHTS
    ("Surname ";);FMS
1400 PRINT ENHTS("First Name ";);FMS
1410 PRINT ENHTS("Street ";);FA1$
1420 PRINT ENHTS("Town/City ";);FA2$
1430 PRINT ENHTS("Postcode ";);FPCS
1440 PRINT ENHTS("Telephone ";);FTELS
1450 PRINT ENHTS("Comment ";);FCTS
1460 PRINT ENKYS(40,24);"Delete (Y/N)";
1470 GOSUB 2130
1480 IF AS <> "Y" AND AS <> "y" THEN
    K=K+1:GOTO 1350
1490 LSET FMS = " ";
1500 PUT #1,K
1510 GOTO 310
1520

```

Finding the entry for a particular name is really just a matter of hashing the name and reading forward from that point until either the name is found or a blank record is read:

```

1530 REM *** ROUTINE TO FIND NAME ***
1540
1550 PRINT CLSS;"Search file for name"
1560 PRINT ENKYS(1,5);:INPUT "Name to
    find";NS
1570 REM *** CALCULATE HASH KEY ***
1580 GOSUB 2040
1590 GET #1,K
1600 IF LEFT$(FMS,1) = "*" THEN
    K=K+1:GOTO 1590
1610 IF LEFT$(FMS,1) = " " THEN PRINT
    CLSS;"Not found";FOR N=1 TO 300:
    NEXT N: GOTO 310
1620 PRINT ENKYS(1,3);ENHTS
    ("Surname ";);FMS
1630 PRINT ENHTS("First Name ";);FMS
1640 PRINT ENHTS("Street ";);FA1$
1650 PRINT ENHTS("Town/City ";);FA2$
1660 PRINT ENHTS("Postcode ";);FPCS
1670 PRINT ENHTS("Telephone ";);FTELS
1680 PRINT ENHTS("Comment ";);FCTS
1690 PRINT ENKYS(40,24);"Hit space to
    continue, ESC to quit";
1700 AS = INKEYS
1710 WHILE AS <> " " AND AS <> CHR$(27)
1720 AS = INKEYS
1730 WEND
1740 IF AS = " " THEN K=K+1:GOTO 1590
1750 GOTO 310
1760

```

Finding a comment cannot be done by hashing, as file position depends upon the name, not the comment. Consequently, comments must be found by a sequential search, ignoring empty or deleted records:

```

1770 REM *** FIND COMMENT ***
1780
1790 PRINT CLSS;"Find comment"
1800 PRINT ENKYS(1,5);:INPUT "Comment
    to search for";CTS
1810 FOR I=1 TO FS
1820 GET #1,I
1830 IF LEFT$(FMS,1) = "*" OR LEFT$(FMS,1)
    = " " THEN I%=I+1: GOTO 1820
1840 IF LEFT$(FCTS,LEN(CTS)) <> CTS THEN 1900
1850 PRINT CLSS;
1860 PRINT ENKYS(1,3);ENHTS
    ("Surname ";);FMS
1870 PRINT ENHTS("First Name ";);FMS
1880 PRINT ENHTS("Street ";);FA1$
1890 PRINT ENHTS("Town/City ";);FA2$
1900 PRINT ENHTS("Postcode ";);FPCS
1910 PRINT ENHTS("Telephone ";);FTELS
1920 PRINT ENHTS("Comment ";);FCTS
1930 PRINT ENKYS(40,24);: PRINT "Hit
    space bar to hold, ESC to quit";
1940 FOR I%=1 TO TIA
1950 AS=INKEYS: IF LEN(AS) = 0 THEN 1980
1960 IF AS = " " THEN I% = 1
1970 IF AS = CHR$(27) THEN 310
1980 NEXT I%
1990 NEXT I
2000 GOTO 310
2010

```

That completes our first telephone directory program. It provides surprisingly fast look-up of a name, and reliable operation. However, there are a few points that should be noted.

Firstly, the hashing algorithm used is very simple, and could be improved greatly. For example, it uses only every second letter of the name, and is intolerant of spelling mistakes. During my tests of this program I also noticed the names were tending to cluster in the first half of the file, but perhaps the names I used were not a representative sample.

This program could be used as a 'test bed' for other hashing methods simply by modifying the hash subroutine. Remember, though, the program cannot access a file created with another hash method.

Another point is that the file is not in alphabetical order. This is okay as long as you know a name exactly, but if you remember only that 'it starts with a B', there is no way to predict, even roughly, where in the file it is stored.

Finally, to assist you in keying in the program, here it is in its entirety:

```

100 REM *** RANDOM ACCESS TELEPHONE FILER ***
110 REM *** WRITTEN IN MBASIC V 5.2 ***
120 REM *** 5/3/82 ***
130
140 REM INITIALIZATION SECTION
150
160 DEF ENKYS(X,Y)=CHR$(27)+""+CHR$(Y*31)+CHR$(X*31)
170 DEF ENHTS(AS)=CHR$(27)+""+AS+CHR$(27)+""+""
180 DEF ENLNS(L)=STRINGS(L,95)
190 HOMES=CHR$(30)
200 CLSS=CHR$(27)+CHR$(26)
210 FS=250: ' FILE SIZE, ADJUST IF YOU WANT
220 TIA=100: ' TIME DELAY
230 PRINT CLSS
240 INPUT "Telephone directory file";FS
250 IF FS="" THEN FS="TELE"
260 OPEN "R",#1,FS+".JTR"
270 FIELD #1,20 AS FMS,20 AS FCS,30 AS FA1$,20 AS FA2$,4 AS
    FPCS,15 AS FTELS,19 AS FCTS
280
290 REM *** DISPLAY MENU ***
300
310 PRINT CLSS
320 PRINT "1 - Add name"
330 PRINT "2 - Delete name"
340 PRINT "3 - Create directory file"
350 PRINT "4 - Find name"
360 PRINT "5 - Find comment"
370 PRINT "6 - List file to CON:."
380 PRINT "7 - Quit and return to CP/M"
390 PRINT: PRINT "Enter choice:."
400 AS = INKEYS
410 WHILE AS<"1" OR AS > "7"
420 AS = INKEYS
430 WEND
440 ON ASC(AS)-48 GOTO 520,1310,920,1550,1790,1090,480
450
460 REM *** EXIT MBASIC ***
470
480 PRINT CLSS: CLOSE: SYSTEM
490
500 REM *** ROUTINE TO ADD A NAME TO FILE ***

```



```

510
520 PRINT CLS$;"Add name to file ";FOR I%=1 TO TL$: NEXT I%
530 PRINT CLS$
540 PRINT ENGKY$(1,3);FNHT$("Surname      ");ENLN$(20)
550 PRINT FNHT$("First Name  ");ENLN$(20)
560 PRINT FNHT$("Street      ");ENLN$(20)
570 PRINT FNHT$("Town/City   ");ENLN$(20)
580 PRINT FNHT$("Postcode   ");ENLN$(4)
590 PRINT FNHT$("Telephone  ");ENLN$(15)
600 PRINT FNHT$("Comment    ");ENLN$(19)
610 PRINT ENGKY$(13,3);:INPUT NS
620 PRINT ENGKY$(13,3);": ";NS;SPACES(20-LEN(NS))
630 PRINT ENGKY$(13,4);:INPUT CS
640 PRINT ENGKY$(13,4);": ";CS;SPACES(20-LEN(CS))
650 PRINT ENGKY$(13,5);:INPUT A1$
660 PRINT ENGKY$(13,5);": ";A1$;SPACES(30-LEN(A1$))
670 PRINT ENGKY$(13,6);:INPUT A2$
680 PRINT ENGKY$(13,6);": ";A2$;SPACES(20-LEN(A2$))
690 PRINT ENGKY$(13,7);:INPUT PCS
700 PRINT ENGKY$(13,7);": ";PCS;SPACES(16)
710 PRINT ENGKY$(13,8);:INPUT TELS
720 PRINT ENGKY$(13,8);": ";TELS;SPACES(15-LEN(TELS))
730 PRINT ENGKY$(13,9);:INPUT CTS
740 PRINT ENGKY$(13,9);": ";CTS;SPACES(19-LEN(CTS))
750 REM CALCULATE HASH KEY
760 GOSUB 2040
770 GET #1,K:
780 IF LEFT$(FMS,1) < " " AND LEFT$(FMS,1) < " " THEN
  K=K+1:GOTO 770
790 REM *** WRITE RECORD TO DISK ***
800 LSET FMS = NS
810 LSET FCS = CS
820 LSET FA1$ = A1$
830 LSET FA2$ = A2$
840 LSET FPCS = PCS
850 LSET FEELS = TELS
860 LSET FCTS = CTS
870 PUT #1,K
880 GOTO 310
890
900 REM *** CREATE EMPTY DIRECTORY FILE ***
910
920 PRINT CLS$
930 CLOSE
940 PRINT "THIS WILL COMPLETELY OVERWRITE ANY EXISTING
  FILE: OK(Y/N)";
950 GOSUB 2130
960 IF AS < "Y" AND AS < "y" THEN 310
970 INPUT "Name of file to create";F$
980 OPEN "R",F$+"*.TR"
990 FIELD #1,20 AS FMS,20 AS FCS,30 AS FA1$,20 AS FA2$,4 AS
  FPCS,15 AS FEELS,19 AS FCTS
1000 LSET FMS=" "
1010 FOR I=1 TO FS
1020 PUT 1,I
1030 PRINT "+";
1040 NEXT I
1050 GOTO 310
1060
1070 REM *** LIST FILE TO CON: ***
1080

```

```

1090 FOR I=1 TO FS
1100 GET #1,I
1110 IF LEFT$(FMS,1)=" " OR LEFT$(FMS,1) = " " THEN 1060
1120 PRINT CLS$:I
1130 PRINT ENGKY$(1,3);FNHT$("Surname      ");FM.
1140 PRINT FNHT$("First Name  ");FCS
1150 PRINT FNHT$("Street      ");FA1$
1160 PRINT FNHT$("Town/City   ");FA2$
1170 PRINT FNHT$("Postcode   ");FPCS
1180 PRINT FNHT$("Telephone  ");FEELS
1190 PRINT FNHT$("Comment    ");FCTS
1200 PRINT ENGKY$(40,24);:PRINT "Hit space bar to hold, ESC
  to quit";
1210 FOR I%=1 TO TL$
1220 AS=INKEY$: IF LEN(AS) = 0 THEN 1250
1230 IF AS = " " THEN I% = 1
1240 IF AS = CHR$(27) THEN 310
1250 NEXT I%
1260 NEXT I
1270 GOTO 310
1280
1290 REM *** ROUTINE TO DELETE NAME FROM FILE ***
1300
1310 PRINT CLS$;"Delete name from file"
1320 PRINT ENGKY$(1,5);:INPUT "Name to delete";N$
1330 REM CALCULATE HASH KEY
1340 GOSUB 2040
1350 GET #1,K
1360 IF LEFT$(FMS,1) = " " THEN K=K+1:GOTO 1350
1370 IF LEFT$(FMS,1) = " " THEN PRINT CLS$;"Not found":FOR I%
  = 1 TO TL$:NEXT I%:GOTO 310
1380 PRINT CLS$
1390 PRINT ENGKY$(1,3);FNHT$("Surname      ");FMS
1400 PRINT FNHT$("First Name  ");FCS
1410 PRINT FNHT$("Street      ");FA1$
1420 PRINT FNHT$("Town/City   ");FA2$
1430 PRINT FNHT$("Postcode   ");FPCS
1440 PRINT FNHT$("Telephone  ");FEELS
1450 PRINT FNHT$("Comment    ");FCTS
1460 PRINT ENGKY$(40,24);"Delete (Y/N)";
1470 GOSUB 2130
1480 IF AS < "Y" AND AS < "y" THEN K=K+1:GOTO 1350
1490 LSET FMS = " "
1500 PUT #1,K
1510 GOTO 310
1520
1530 REM *** ROUTINE TO FIND NAME ***
1540
1550 PRINT CLS$;"Search file for name"
1560 PRINT ENGKY$(1,5);:INPUT "Name to find";N$
1570 REM *** CALCULATE HASH KEY ***
1580 GOSUB 2040
1590 GET #1,K
1600 IF LEFT$(FMS,1) = " " THEN K=K+1:GOTO 1590
1610 IF LEFT$(FMS,1) = " " THEN PRINT CLS$;"Not found":FOR
  N=1 TO 300:NEXT N: GOTO 310
1620 PRINT ENGKY$(1,3);FNHT$("Surname      ");FMS
1630 PRINT FNHT$("First Name  ");FCS
1640 PRINT FNHT$("Street      ");FA1$
1650 PRINT FNHT$("Town/City   ");FA2$

```

```

1660 PRINT FNHT$("Postcode   ");FPCS
1670 PRINT FNHT$("Telephone  ");FEELS
1680 PRINT FNHT$("Comment    ");FCTS
1690 PRINT ENGKY$(40,24);"Hit space to continue,
  ESC to quit";
1700 AS = INKEY$
1710 WHILE AS < " " AND AS < CHR$(27)
1720 AS = INKEY$
1730 READ
1740 IF AS = " " THEN K=K+1:GOTO 1590
1750 GOTO 310
1760
1770 REM *** FIND COMMENT ***
1780
1790 PRINT CLS$;"Find comment"
1800 PRINT ENGKY$(1,5);:INPUT "Comment to search for";CTS
1810 FOR I=1 TO FS
1820 GET #1,I
1830 IF LEFT$(FMS,1) = " " OR LEFT$(FMS,1) = " " THEN I=I+1:
  GOTO 1820
1840 IF LEFT$(FCTS,LEN(CTS)) < CTS THEN 1990
1850 PRINT CLS$;
1860 PRINT ENGKY$(1,3);FNHT$("Surname      ");FMS
1870 PRINT FNHT$("First Name  ");FCS
1880 PRINT FNHT$("Street      ");FA1$
1890 PRINT FNHT$("Town/City   ");FA2$
1900 PRINT FNHT$("Postcode   ");FPCS
1910 PRINT FNHT$("Telephone  ");FEELS
1920 PRINT FNHT$("Comment    ");FCTS
1930 PRINT ENGKY$(40,24);:PRINT "Hit space bar to hold,
  ESC to quit";
1940 FOR I%=1 TO TL$
1950 AS=INKEY$: IF LEN(AS) = 0 THEN 1980
1960 IF AS = " " THEN I% = 1
1970 IF AS = CHR$(27) THEN 310
1980 NEXT I%
1990 NEXT I
2000 GOTO 310
2010
2020 REM *** SUBROUTINE TO CALCULATE HASH KEY ***
2030
2040 K=0
2050 FOR I=1 TO LEN(NS) STEP 2
2060 K=2*K+ASC(MID$(NS,I,1))
2070 NEXT I
2080 K=K-FS*INT(K/FS)
2090 IF K=0 THEN K=1
2100 RETURN
2110
2120 REM *** SUBROUTINE TO RETURN Y/N RESPONSE IN AS ***
2130 AS = INKEY$
2140 WHILE AS < "Y" AND AS < "y" AND AS < "N" AND AS < "n"
2150 AS = INKEY$
2160 WEND
2170 RETURN

```

Notes

your computer



PART IX

Les Bell develops the searching theme with some speedier and more useful routines — binary searches.

WE'VE SEEN how hashing can be used to speed up searches — now it's time to look for some other techniques to speed them up and make them more useful.

Prime among the possibilities is a technique known as binary searching. It's easiest to approach this type of search from an intuitive basis, so we'll go right back to the everyday concepts of searching.

The easiest form of search is the sequential search. To illustrate this, imagine you have a pile of magazines, in no particular order, and you are searching for the November 1981 issue of *Your Computer*.

Start At The Top

The easiest way to do this is to start at the top of the pile and work your way down, checking to see if each magazine is the one you want. This is the simplest form of sequential search, and as far as that particular problem is concerned, it's about the only one.

Now, imagine that instead of a pile of magazines you have a binder containing the magazines in sequence. Your approach to the problem will be different. You will open the binder somewhere in the middle, and check to see if the issue you are looking at is later or earlier than the one you want.

If it is later, you'll move towards the front of the binder. If it's too early, you'll move towards the back. Then you repeat the process. This is, believe it or not, a rough form of binary search.

Opening your November 1981 copy of *Your Computer* to page 28 will involve you in another form of binary search: open to the centre, that's page 50, no, too high, flick back a bit, 24, that's too low, forward a bit — got it!

We can take this analogy one step further: on the lower right of page 28 is a program which invites the player to guess a number between 1 and 100 inclusive. Try it now and see if you can come up with a strategy to minimise the number of turns you need to get the 'hidden number'.

Solid Thinking . . .

By now, you should have quite a good intuitive 'feel' for what

a binary search is, so it's time to make our thinking a bit more concrete.

To do this, we'll write out an algorithm for binary search, and then write a program to perform it. Here's the algorithm:

1. Set our upper limit, **u**, to 100, and the lower limit, **l**, to 1.

2. Check for consistency: if **l** is greater than **u**, something's wrong, and we're not able to find the number. Otherwise, our best guess for the number, **g**, is $g = \text{INT}(1 + u)/2$.

3. Now compare (the computer does this for us in the game). If the computer's number, **i**, is less than our guess (**i** is less than **g**) then adjust upper limit, $u = g - 1$, and go to step 2. If **i** is greater than **g**, then adjust lower limit: $l = i + 1$, and go to step 2. If $i = g$ then the algorithm has found us the right answer.

The whole procedure is quite simple and easy to follow (if a computer can do it . . .). The test for inconsistency in step 2 really indicates that one of the clues your opponent has given you is wrong, since otherwise, for this simple case, the algorithm is *guaranteed* to give you the right answer eventually.

When searching through a table of names, on the other hand, if the lower limit is greater than the upper limit, it indicates the name we are looking for is not in the table.

I said above that this algorithm is *guaranteed* to give the right answer eventually, but how eventual is eventually?

In playing around with the game above, you should have been able to get your average down to under 7 moves. The log to the base 2 of 100 is 6.64 — the algorithm will *always* get the answer in seven moves or less (if you don't cheat on it!).


Here's the algorithm coded up in BASIC:

```
100 REM      *** PROGRAM TO GUESS A NUMBER ***
110 REM      *** WRITTEN IN MBASIC V 5.2 ***
120 :
130 L = 1: U = 100: C = 0
140 IF U < L THEN PRINT "I give up. You've confused me!": END
150 G = (L + U) \ 2
160 PRINT "My guess is";G
170 C = C + 1
180 INPUT "Am I too high (H) or low (L) or right (R)";AS
190 IF AS = "H" OR AS = "h" THEN U = G - 1: GOTO 140
200 IF AS = "L" OR AS = "l" THEN L = G + 1: GOTO 140
210 PRINT "I got it in";C;"goes!"
220 INPUT "Try again";AS
230 IF AS <> "Y" AND AS <> "y" THEN END
240 GOTO 130
```

...THIS MONTH, LES BELL DEVELOPS...
..& WE SEARCH FOR A MASHED UP THEME



...TELEBOM TODAY ADMITTED THE LOSS OF TWO PUBLIC BOOTHS DURING A VICIOUS EXCHANGE OF VARIOUS ARRAY ELEMENTS...
...LES BELL HAS DENIED TELEBOM CLAIMS OF SOLID THINKING...



EXTRA!
READOLLABOUDET!

...TELECOMA FORCES ARE TONIGHT SURROUNDED BY TELEBOM STATEMENTS - THEIR RED TAPE 'TOD STRONG' SAYS BELL...




YOUR COMPUTER SELLS PROGRAMS TO LES BELL - PROTEST BY TELEBOM - HONOURING PREVIOUS DEAL SAYS MAT WHELAN



...AND SO, BACK AT SUNNY BELL ESTATE...



...& BELL SAID, "THEY WON'T TELL ON ME, IF I DON'T TELL ON THEM..."



...AN' I NEVER GOT TO HAVE MY GO ON THE SWITCHES WHERE THEY CUT PEOPLE OFF AN' SUCH...

THERE HE IS!

...THIS METHOD OF STORAGE ALLOCATION ISN'T PARTICULARLY EFFICIENT... SO I'LL SEE YOU NEXT MONTH... OK?

...YEH? - I WAS PROMISED A RIDE ON A CO-AXIAL CABLE...



L is the lower limit, U is the upper, C counts the number of turns and G is the computer's guess. Hmmm . . . what's that backslash in line 150?

BASIC usually works with real numbers, complete with fractional parts. In this case, we want the average of the two limits to be a whole number, an integer. The backslash will perform an integer division, so that 101 divided by 2 using it would equal 50, or more confusingly, 1 divided by 2 would equal 0 (think, what's INT(1/2)?).

The advantages of the backslash division are that it's more convenient when you know you want an integer result, and it's also faster when working only with integers.

As we've seen earlier, we can tell BASIC our variables are integers by sticking a % sign onto them, so that I is real, while I% is an integer. Conveniently, BASIC will treat these two as separate variables and not confuse them.

A simpler way to make whole groups of variables integers is to use Microsoft BASIC's DEFINT statement. With this statement at the top of a program, there's no need for lots of messy %s.

The statement 'DEFINT I — N' means any variable names beginning with those letters should be taken as integers, unless overridden by other specific type declaration characters (\$, ! and #). This is particularly useful for us old FORTRAN programmers, since in FORTRAN all variable names starting in I — N are automatically taken as integers (which is, incidentally, the reason why I, J and N are so often used for loop counters).

A similar statement, DEFDBL, will declare groups of variables to be double precision, while the statement 'DEFSTR A,L,Q' declares variables with those initials to be strings. There is also a DEFSTR statement, but it's not often seen.

Indexing For Speed

In our earlier attempts at a mailing list program, we sorted the entire file in memory, and found we were rapidly running out of space. We can use the concept of indexing, introduced earlier, to get out of that bind, and provide much greater speed at the same time.

In the previous example of indexing, rather than exchange all the various array elements which made up a record, we simply exchanged an index variable which pointed to them. We can use the same technique to save us having to read in every element of a file to be sorted. We'll simply set up two parallel arrays, one containing the surnames (the keys to sort on), and the other the position of the record in the file.

The array of keys and indexes can be stored as a separate sequential file, to be read in at the beginning of a session.

Using this technique, here's a much improved telephone directory program:

```

100 REM      *** INDEXED TELEPHONE FILE ***
110 REM      *** WRITTEN IN MBASIC 5.2 ***
120 REM      *** BY LES BELL, 6/15/82 ***
130 :
140 REM      INITIALIZATION SECTION
150 †
160 DEFINT I — N
170 DEF FNGXY$(X,Y)=CHR$(27)+"="+CHR$(Y+31)+CHR$(X+31)
180 DEF FNHT$(A$)=CHR$(27)+" "+A$+CHR$(27)+"("
190 DEF FNLN$(L)=STRING$(L,95)
200 HOMES=CHR$(30)
210 CLS$=CHR$(27)+CHR$(26)
220 DIM N$(256), K(256)
230 TL%=100:                TIME DELAY
240 PRINT CLS$
250 INPUT "Telephone directory file";FS
260 IF FS="" THEN FS="INTELE"
270 :

```

After initialising the various functions, we can go ahead and read in the sequential file containing the indexes:

```

280 REM      *** READ INDEX FILE ***
290 :
300 ON ERROR GOTO 570
310 OPEN "I",#1,FS+".IND"
320 N=1
330 IF EOF(1) THEN CLOSE 1: GOTO 360
340 INPUT#1,NS(N),K(N)
350 N = N + 1: GOTO 330
360 PRINT: PRINT: PRINT N-1;"Records in file"
370 OPEN "R",#2,FS+".TDR"
380 FIELD #2,20 AS FMS,20 AS FCS,30 AS FA1$,20 AS FA2$,4 AS
    FPCS,15 AS FTLS,19 AS FCTS
390 :

```

The menu section is virtually the same as in the preceding chapter:

```

400 REM      *** DISPLAY MENU ***
410 :
420 PRINT CLS$
430 PRINT "1 - Add name"
440 PRINT "2 - Delete name"
450 PRINT "3 - Find name"
460 PRINT "4 - Find comment"
470 PRINT "5 - List file, to CON:"
480 PRINT "6 - Pack and Sort index"
490 PRINT "7 - Quit and return to CP/M"
500 PRINT: PRINT "Enter choice:";
510 A$ = INKEY$
520 WHILE A$<"1" OR A$ > "7"
530   A$ = INKEY$
540 WEND
550 ON ASC(A$)-48 GOTO 720,1810,1310,2350,1110,1640,630
560 :
570 IF ERR=53 THEN CLOSE: PRINT "File does not exist - creating
    one.": N=1: RESUME 370
580 PRINT "Error";ERR;"in line";ERL: STOP
590 :

```

Before exiting, the updated and sorted index file should be written out to file. The subroutine at 1660 sorts the index array into ASCII order, while the subroutine at 2150 compresses the data file to save space.

```

600 REM      *** EXIT MBASIC ***
610 :
620 REM WRITE INDEX FILE
630 GOSUB 1660: GOSUB 2150: REM SORT INDICES AND PACK FILE
640 OPEN "O",#1,FS+".IND"
650 FOR I=1 TO N-1: IF K(I) = 0 THEN 670
660 WRITE#1,NS(I),K(I)
670 NEXT I
680 PRINT CLS$: CLOSE: END
690 :

```





If a name has been deleted, then the file should be packed before any more are added. If DELFLG is set, a name has been deleted, and the file is automatically sorted and packed.

```

700 REM      *** ROUTINE TO ADD A NAME TO FILE ***
710 :
720 IF DELFLG = 1 THEN GOSUB 1660: GOSUB 2150
730 PRINT CLS$;"Add name to file ":FOR I=1 TO TL$: NEXT I
740 PRINT CLS$
750 PRINT FNGXYS(1,3);FNHTS("Surname      : ");FNLNS(20)
760 PRINT FNHTS("First Name  : ");FNLNS(20)
770 PRINT FNHTS("Street      : ");FNLNS(30)
780 PRINT FNHTS("Town/City   : ");FNLNS(20)
790 PRINT FNHTS("Postcode    : ");FNLNS(4)
800 PRINT FNHTS("Telephone   : ");FNLNS(15)
810 PRINT FNHTS("Comment     : ");FNLNS(19)
820 PRINT FNGXYS(13,3);:INPUT NS
830 IF NS = "" THEN 420
840 PRINT FNGXYS(13,3);": ";NS;SPACES(20-LEN(NS))
850 PRINT FNGXYS(13,4);:INPUT CS
860 PRINT FNGXYS(13,4);": ";C$;SPACES(20-LEN(C$))
870 PRINT FNGXYS(13,5);:INPUT A1$
880 PRINT FNGXYS(13,5);": ";A1$;SPACES(30-LEN(A1$))
890 PRINT FNGXYS(13,6);:INPUT A2$
900 PRINT FNGXYS(13,6);": ";A2$;SPACES(20-LEN(A2$))
910 PRINT FNGXYS(13,7);:INPUT PCS
920 PRINT FNGXYS(13,7);": ";PC$;SPACES(16)
930 PRINT FNGXYS(13,8);:INPUT TEL$
940 PRINT FNGXYS(13,8);": ";TEL$;SPACES(15-LEN(TEL$))
950 PRINT FNGXYS(13,9);:INPUT CTS
960 PRINT FNGXYS(13,9);": ";CTS$;SPACES(19-LEN(CTS$))
970 REM      *** WRITE RECORD TO DISK ***
980 LSET FMS = NS
990 LSET FCS = C$
1000 LSET FA1$ = A1$
1010 LSET FA2$ = A2$
1020 LSET FPCS = PC$
1030 LSET FTELS = TEL$
1040 LSET FCTS = CTS
1050 PUT #2,N
1060 NS(N) = NS: K(N) = N
1070 N = N + 1
1080 GOTO 720
1090 :

```

In the 'list file' routine, records are retrieved in key sequence. The pause routine works in exactly the same way as the one in the 'hashing' example.

```

1100 REM      *** LIST FILE TO CON: ***
1110 FOR I = 1 TO N-1
1120 IF K(I) = 0 THEN 1280
1130 GET #2,K(I)
1140 PRINT CLS$;I
1150 PRINT FNGXYS(1,3);FNHTS("Surname      : ");FMS
1160 PRINT FNHTS("First Name  : ");FCS
1170 PRINT FNHTS("Street      : ");FA1$
1180 PRINT FNHTS("Town/City   : ");FA2$
1190 PRINT FNHTS("Postcode    : ");FPCS

```

```

1200 PRINT FNHTS("Telephone   : ");FTELS
1210 PRINT FNHTS("Comment     : ");FCTS
1220 PRINT FNGXYS(40,24);: PRINT "Hit space bar to hold, ESC to
quit";
1230 FOR J=1 TO TL$
1240 AS=INKEY$: IF LEN(AS) = 0 THEN 1270
1250 IF AS = " " THEN J = 1
1260 IF AS = CHR$(27) THEN 420
1270 NEXT J
1280 NEXT I
1290 GOTO 420
1300 :

```

This section is the actual binary search, followed by a section to read in the record from the data file and display it.

```

1310 REM      *** ROUTINE TO FIND NAME ***
1320 :
1330 PRINT CLS$;"Search file for name"
1340 PRINT FNGXYS(1,5);:INPUT "Name to find";NS
1350 REM      *** BINARY SEARCH ON NS(N) ***
1360 L = 1: U = N - 1: 'SET UPPER AND LOWER BOUNDARIES
1370 IF U < L THEN 1570
1380 I = (U + L) \ 2
1390 IF NS < NS(I) THEN U = I - 1: GOTO 1370
1400 IF NS > NS(I) THEN L = I + 1: GOTO 1370
1410 GET #2,K(I)
1420 PRINT FNGXYS(1,3);FNHTS("Surname      : ");FMS
1430 PRINT FNHTS("First Name  : ");FCS
1440 PRINT FNHTS("Street      : ");FA1$
1450 PRINT FNHTS("Town/City   : ");FA2$
1460 PRINT FNHTS("Postcode    : ");FPCS
1470 PRINT FNHTS("Telephone   : ");FTELS
1480 PRINT FNHTS("Comment     : ");FCTS
1490 PRINT FNGXYS(40,24);"Hit space to continue, ESC to quit";
1500 AS = INKEY$
1510 WHILE AS <> " " AND AS <> CHR$(27)
1520   AS = INKEY$
1530 WEND
1540 IF AS = " " THEN I = I + 1:IF I < N THEN 1410
1550 GOTO 420
1560 :
1570 REM      *** UNSUCCESSFUL ***
1580 :
1590 PRINT CLS$;"Not found";
1600 FOR I = 1 TO TL$:NEXT I
1610 GOTO 420

```

This is a standard Shellsort on the name field. In line 1710, the SWAP statements can be replaced by appropriate GOSUBS. The sort does not use indexing itself; there is actually not much point, since BASIC uses indexes internally to allocate string storage.

```

1620 REM      *** SORT INDEX ARRAY ***
1630 :
1640 GOSUB 1660: GOSUB 2150: GOTO 420
1650 REM      *** SORT SUBROUTINE ***
1660 PRINT CLS$;"Sorting index. Please wait"
1670 M = (N-1)/2
1680 L = N - M - 1

```



```

1690 FOR J = 1 TO L
1700 FOR I = J TO 1 STEP -M
1710 IF NS(I) > NS(I+1) THEN SWAP NS(I), NS(I+1): SWAP K(I),
                                     K(I+1)
1720 PRINT ".";
1730 NEXT I
1740 NEXT J
1750 M = M \ 2
1760 IF M <> 0 THEN 1680
1770 RETURN
1780 :

```

Deletion is achieved by doing a binary search on a name to locate it, then simply setting the index of a name to zero; there can't be a zeroth record in a file.

```

1790 REM *** ROUTINE TO DELETE NAME FROM FILE ***
1800 :
1810 PRINT CLSS;"Delete name from file"
1820 PRINT FNGXYS(1,5);:INPUT "Name to delete";NS
1830 REM *** BINARY SEARCH ON NS(N) ***
1840 L = 1: U = N - 1: 'SET UPPER AND LOWER BOUNDARIES
1850 IF U < L THEN 1570
1860 I = (U + L) \ 2
1870 IF NS < NS(I) THEN U = I - 1: GOTO 1850
1880 IF NS > NS(I) THEN L = I + 1: GOTO 1850
1890 GET #2,K(I)
1900 IF LEFT$(FMS,1) = ";" THEN K=K+1:GOTO 1320
1910 IF LEFT$(FMS,1) = " " THEN PRINT CLSS;"Not found":FOR J = 1 TO
TL%:NEXT J:GOTO 420
1920 PRINT CLSS
1930 PRINT FNGXYS(1,3);FNHTS("Surname : ");FMS
1940 PRINT FNHTS("First Name : ");FCS
1950 PRINT FNHTS("Street : ");FA1$
1960 PRINT FNHTS("Town/City : ");FA2$
1970 PRINT FNHTS("Postcode : ");FPCS
1980 PRINT FNHTS("Telephone : ");FTELS
1990 PRINT FNHTS("Comment : ");FCTS
2000 PRINT FNGXYS(40,24);"Delete (Y/N)";
2010 GOSUB 2070
2020 IF AS <> "Y" AND AS <> "y" THEN I = I + 1:GOTO 1890
2030 K(I) = 0: DELFLG = 1
2040 GOTO 420
2050 :
2060 REM *** SUBROUTINE TO RETURN Y/N RESPONSE IN AS ***
2070 AS = INKEY$
2080 WHILE AS <> "Y" AND AS <> "y" AND AS <> "N" AND AS <> "n"
2090 AS = INKEY$
2100 WEND
2110 RETURN
2120 :

```

The pack routine simply checks to see if a record has a corresponding index, and if it has, writes it back out. Because deleted records are not rewritten, the file is gradually compacted.

```

2130 REM *** PACK RANDOM FILE ***
2140 :
2150 PRINT CLSS;"Packing data file.";
2160 D = 0
2170 FOR S = 1 TO LOF(2)
2180 TS=SPACE$(20)
2190 GET#2,S
2200 NS = FMS
2210 L=1: U=N-1
2220 IF U<L THEN 2300
2230 I = (U + L) \ 2
2240 LSET TS = NS(I)
2250 IF NS < TS THEN U = I - 1: GOTO 2220
2260 IF NS > TS THEN L = I + 1: GOTO 2220
2270 IF K(I) = 0 THEN 2300
2280 D = D + 1
2290 PUT#2,D:K(I) = D:PRINT ".";
2300 NEXT S
2310 DELFLG = 0
2320 RETURN

```

The 'find comment' routine is a straightforward sequential search.

```

2330 REM *** FIND COMMENT ***
2340 :
2350 PRINT CLSS; "Find comment"
2360 PRINT FNGXYS(1,5);:INPUT "Comment to search for";CTS
2370 FOR I=1 TO LOF(2)
2380 IF K(I) = 0 THEN 2550
2390 GET #2,K(I)
2400 IF LEFT$(FCTS,LEN(CTS)) <> CTS THEN 2550
2410 PRINT CLSS;
2420 PRINT FNGXYS(1,3);FNHTS("Surname : ");FMS
2430 PRINT FNHTS("First Name : ");FCS
2440 PRINT FNHTS("Street : ");FA1$
2450 PRINT FNHTS("Town/City : ");FA2$
2460 PRINT FNHTS("Postcode : ");FPCS
2470 PRINT FNHTS("Telephone : ");FTELS
2480 PRINT FNHTS("Comment : ");FCTS
2490 PRINT FNGXYS(40,24);: PRINT "Hit space bar to hold,
ESC to quit";
2500 FOR J=1 TO TL%
2510 AS=INKEY$: IF LEN(AS) = 0 THEN 2540
2520 IF AS = " " THEN J = 1
2530 IF AS = CHR$(27) THEN 420
2540 NEXT J
2550 NEXT I
2560 GOTO 420

```

This method of storage allocation is still not particularly efficient, particularly in its reclamation of space occupied by deleted records. Next, we shall go on to look at linked lists and binary trees.

your computer



tutorial

PART X

In the quest for ever more efficient means of storage, Les Bell introduces linked lists and binary trees.

SO FAR, in our search for efficient means of disk storage, we have looked at straight (linear) lists, sorted lists, indexed lists and a variety of access methods such as hashing and binary searching. All of these work quite well in certain applications, but they each have drawbacks.

However, considerably more powerful techniques are still available to us (there's more to this computer science than meets the eye!). These include various kinds of more refined dynamic data structures, such as linked lists and the several varieties of trees. The basic key to understanding these is the idea of the linked list.

In a linked list, each record (or node) contains at least one extra field; this contains information about where to find the next record. The information depends on the particular implementation and computer.

For example, in a linked list which is maintained completely in memory, the link pointer may contain an address, while a linked list which forms part of a disk operating system may contain track and sector numbers.

Let's look at a linked list in memory. To choose an example near to our hearts, we'll examine the way a typical BASIC interpreter stores the lines you type into it.

Typically, the BASIC interpreter lives at the bottom end of memory, extending up for, say, 16 Kbytes or so. At the top end of memory is the microprocessor's

stack. In between is a space of 24 Kbytes or so which must hold your program, all variables including strings, and disk buffers.

As you can imagine, some sophisticated techniques are used to get the best out of that memory space.

Now let's think about the problems the BASIC interpreter encounters as you type in your program. Each line is numbered, and if you've been good and written your program out on paper first, then you'll type them out in order without any mistakes. Storing such a program internally is a cinch — just a straight sequential list will do the job.

However, BASIC is rather more accommodating than that, and allows lines to be entered in any order. What would you do if a line was to be inserted into a linear list? Push down all the following lines, character by character, as the new line is typed in? If you do, you'll find your typing speed will be very slow as you enter a line at the beginning of a long program. In fact, some word processors suffer from this very problem.

Linked Lists To The Rescue

Similar problems arise when replacing a line or editing it to make it either shorter or longer. There has to be a better way. And there is — linked lists to the rescue!

Suppose we store our lines in the following way: the first part of a line is the line number, stored as an integer. Next comes the address of the next line in memory, also stored as an integer. Third, we store the line itself, either as text or in some compressed form. This is shown diagrammatically in Figure 1.

Here we have a five-line BASIC pro-

gram stored in memory, as the interpreter sees it. The interpreter has an internal memory location which knows the location of the first line.

Usually, after you type NEW, this will always be in the same location, but if you normally start your programs at line 100, then later add a line 95, this will change (think about it).

Thereafter, each line actually contains the address of the following one, rather like a thread linking them all together. Finally, the last line of the program will have a link value of zero, to tell the interpreter it is the last (a BASIC line could never be placed at location 0).

On drawings of lists, a link to zero is always shown as the electrical 'earth' symbol.

Now, adding a line onto the end of the program is very easy. We simply insert it somewhere (anywhere within reason) in memory, with a link field of zero, and change the link field of the old last line to contain the address of the new one (see Figure 2).

Inserting into a linked list is almost as easy. First we look at the line before the insertion point, and store its link value into the new line. Then we set its link to point to the new line, and that's it. The result is shown in Figure 3.

Now, in the figures so far, I've shown the lists as proceeding in an orderly manner down the page. If the program lines are typed in sequentially, that's the way the list will grow in memory. Note, though, that the lines will be 'budded up' tightly against each other with no room between them for a line to be inserted.

This means a line will normally be placed at the end of the list, but linked in



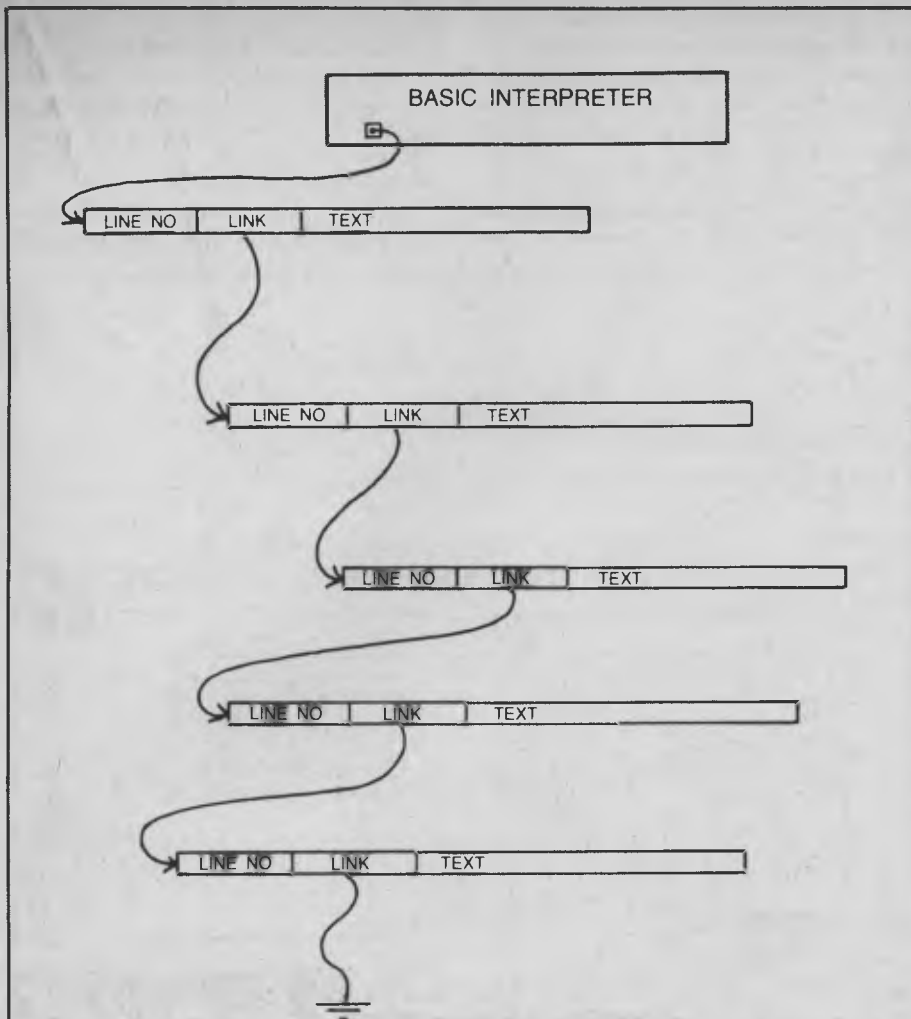


Figure 1. Basic program stored as a linked list.

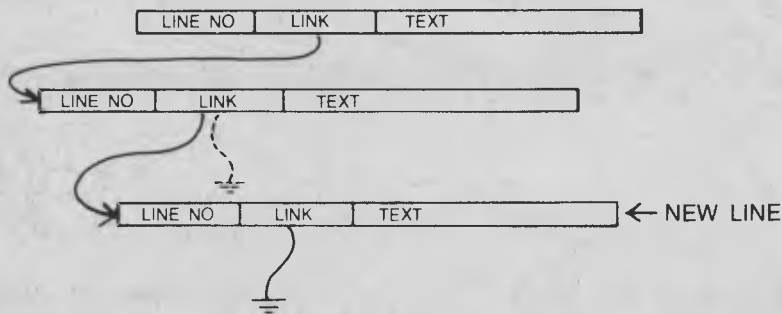


Figure 2. Appending to a linked list.

in exactly the same way. Although it is physically located at the end of the list, when the interpreter executes or lists the program by tracing its way along the links, the line will appear in its correct position. See Figure 4 for a graphic representation of this.

Deleting a node from a linked list is straightforward too; it's the reverse of insertion. We look at the node preceding

the one to be deleted, and copy the link from the one to be deleted into its predecessor (see Figure 5). That's it.

Of course, it leaves a 'hole' in memory where the line used to be; this will be wasted space unless we do something about it. The answer is to grab the space back by appending it onto another list, consisting of deleted lines, and known as the 'free list'.



From now on, if a line is to be inserted, we can quickly check down the free list to find a space which will accommodate it. If one is found, we put the line into it and delete it from the free list, inserting it into the program list.

Of course, lines will not usually be exactly the same length as the spaces they occupy, leaving a few bytes spare, and as a program grows in memory, so will the free list. The free list will also consist of progressively smaller and smaller, and consequently less usable, spaces.

Eventually, the machine runs out of space, and something has to be done about it.

Collecting The Garbage

The answer is garbage collection. Without the aid of any Glad bags, a program called the garbage collector runs down the free list collecting up the spaces, and at the same time packing up the program lines to eliminate the spaces between them.

This repacks the program more tightly and collects all the itty-bitty spaces into one usable lump.

By this stage it should come as no surprise to you to learn that BASIC stores its strings in exactly the same way. As you concatenate, delete and otherwise work with strings, they are moved around on a linked list, and there is an associated free list.

If you're running out of string space, the garbage collector will come along and reshuffle everything into a tighter configuration.

This is why storing machine code programs as strings and then using the VARPTR function to access them can sometimes cause you grief; the garbage collector is quite likely to arbitrarily shift your program out of the way and put something else in its place.

Incidentally, for those who think garbage collection and linked lists are 'big machine' techniques, the HP-41C pocket calculator uses just this method to cram programs into memory, which is why it can sometimes down tools and display

'PACKING' or 'WORKING' for 20 seconds or so. Garbage collection is a slow process on any computer.

Putting The Concept To Work

We could quite easily apply the idea of linked lists to a mailing list or similar program. When FIELDing up a record, we would merely have to provide an extra field for the link. After reading the first record of the file we can then carry on by putting the link field into a variable and then doing a GET using that variable to index into the file.

By repeating the process, we can read through the file in alphabetical order. Inserting records into the file is quite easy, and only requires a few random reads and writes, so it's quite quick.

The problem arises when we try to randomly access the file. There's just no way it can be done! The records aren't in consecutive order, and there's no way hashing or binary search will get us near the record we want. So for applications where fast random access is required, count linked lists out.

On the other hand, you can't rule linked lists out totally, since there is no reason why you can't maintain a table of extra links into the middle of the list; say, 25 extra links, one for each letter of the alphabet. Then you can perform a sequential search on just a section of the list — something you can get away with on small lists.

Other advantages of linked lists: they make it easy to join lists together or break one apart; common information can be shared (for example, two people with different names can share one address); clever schemes with multiple links and tables of links can be constructed.

As an example of the last, consider the case in a line-oriented text editor, where you may want to look backwards through a text. In this case, an extra link field can be added, which gives the address of the preceding line, as well as the successor. Now sequential access is possible in both directions.

The idea of doing tricks with links leads naturally to the subject of trees. So far, all the data structures we've discussed have been linear; that is, they have one beginning and one end. Trees don't work that way.

Suppose we define a record for a person whose surname is Michaels, and we make this the first record in a file. We can

always access the first record by just reading the file. Suppose we then define two link fields, each of which leads further into the file (obviously) and one of which is for names lexicographically less than our first record, and the other for names greater than it.

We then follow down to the 'left', to the names starting with letters before M, and

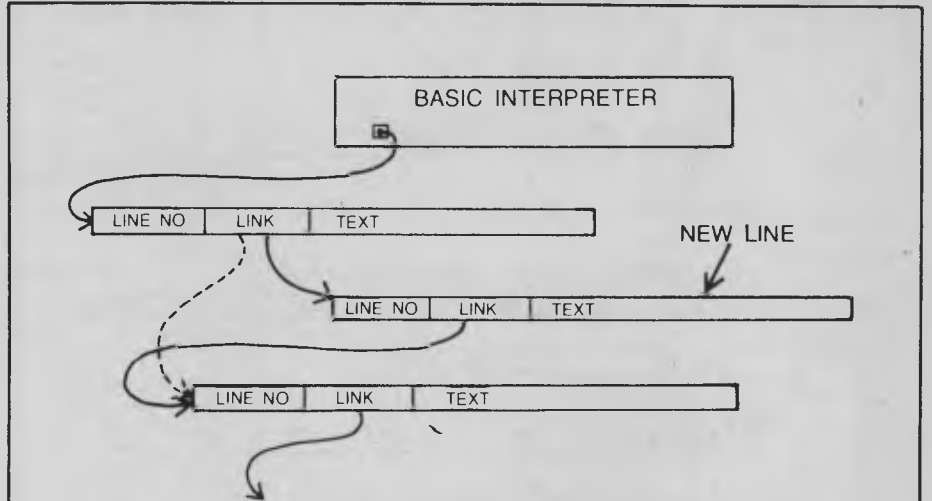


Figure 3. Inserting into a linked list.

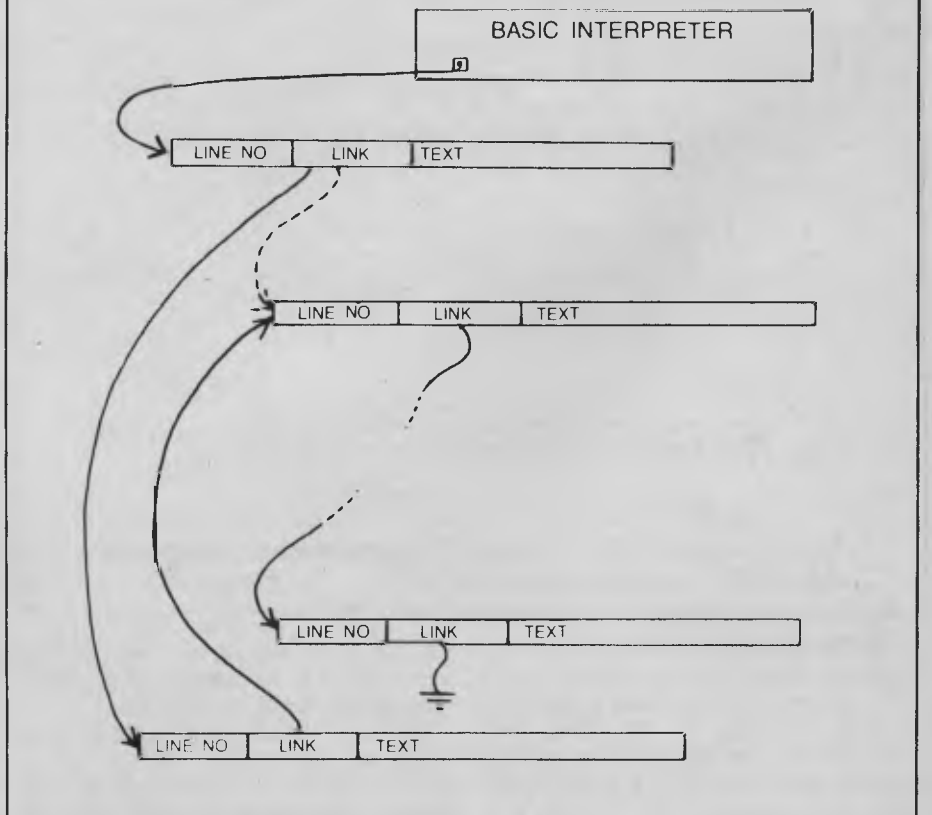


Figure 4. A more realistic view of insertion into a linked list.





find this takes us to a node for a Mr Green. Now taking the 'right' link, we wind up with Mr Johnson. At this stage, the right node is zero, so we now know that Mr Lessing, for whom we were searching, is not on file. Why?

Look at Figure 6. This shows a simple binary tree for a few names and addresses. If you think back to our earlier discussion on binary searching, you will see a certain similarity between that technique and searching a binary tree.

Notice, from the drawing, that binary trees grow upside down. The topmost node, that for Michaels, is known as the root node, and the nodes below it are known as sons (or daughters, if you feel that way). Two nodes with the same parent are known as brothers, sisters or siblings, depending on your preference.

The left link points to a son which has a lexicographic value less than the parent, while the right link points to a son of greater (or equal) lexicographic value.

Now, how could one get an alphabetic listing of such a data structure? This is known as *traversing* the tree, and is really quite a simple process (though it probably gave its discoverer a few sleepless nights).

The process begins with the root node. Start at the left link of the node. If there is a son, move down to it. If there is not, print the contents of the node, and then move to the right link. If there is a son there, go to it. Otherwise, climb back up (down?) the branch that brought you there.

Repeat this process for every node visited, and the result will be an alphabetic listing! The process is shown diagrammatically in Figure 6. Basically it involves climbing down the left side of every link and up the right side, printing each node's contents as you pass across its underside between the left and right links. This sounds complicated but is actually quite simple.

Unfortunately, this is the kind of thing BASIC does not shine at; other languages do it much better. However, in the next instalment we'll tackle the job of growing a binary tree, traversing it and even pruning it. □

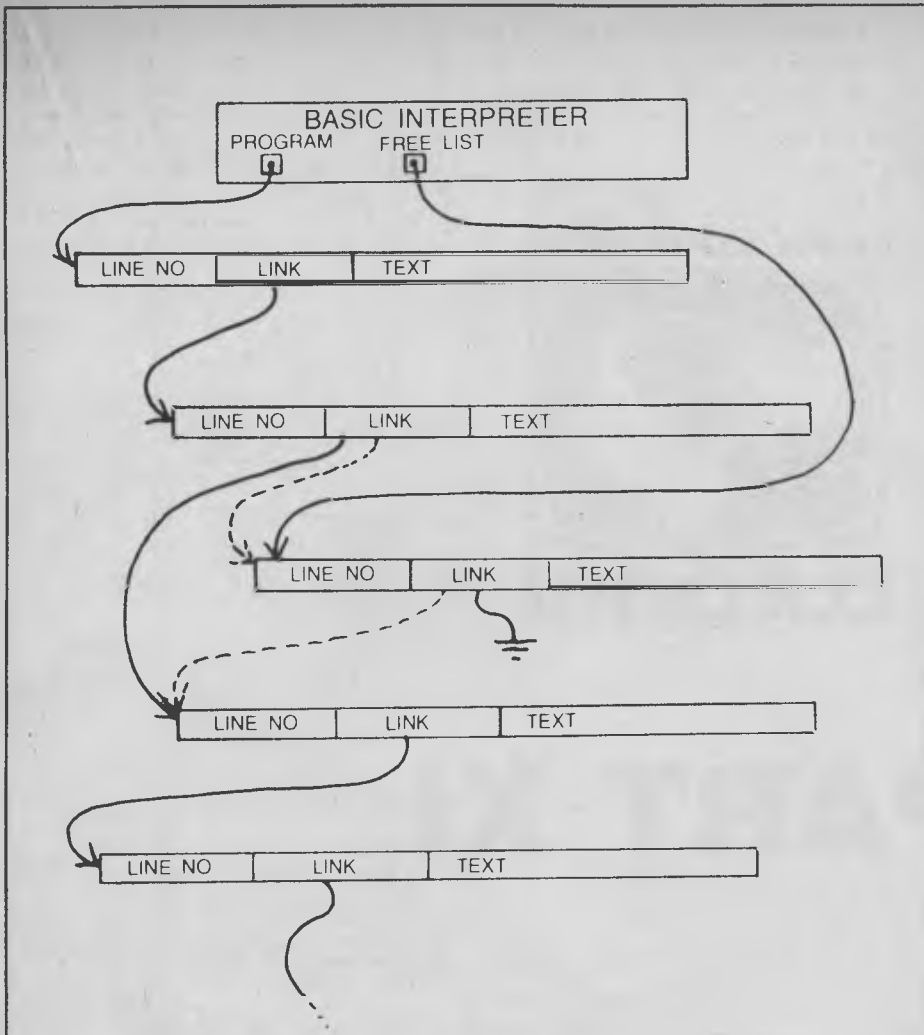


Figure 5. Deletion of a line from a linked list.

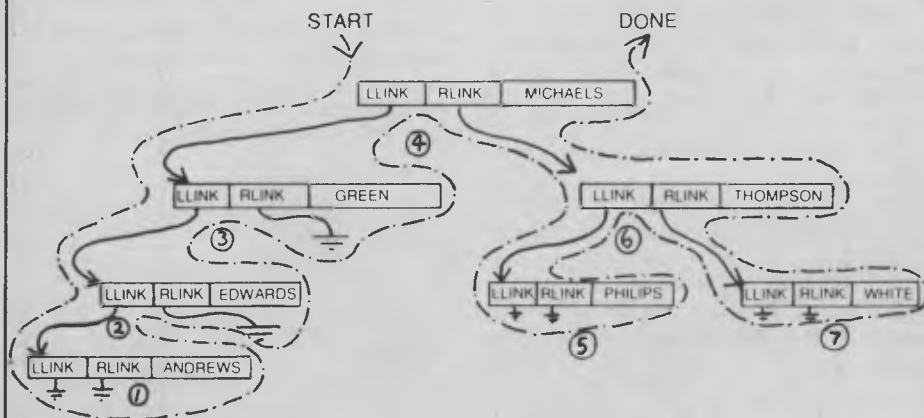


Figure 6. A simple binary tree of names.

----- TRaversal PATH

your computer



tutorial

PART XI

We've always thought Les was a bit of an animal, but even we were surprised to find that he was only artificially intelligent: a member of the 'artificial intelligentsia' . . . ?

HAVING discussed such lowly applications as maintaining mailing lists, phone lists and other mundane subjects, it's time for a little glamour — artificial intelligence. In the last section, we introduced linked lists and trees, and now we'll actually grow a tree.

Many readers will be familiar with the well-known game of 'Animal', which asks the human questions about the animal he or she has in mind, so the computer will eventually guess it, or give up.

Here is a version of that program which maintains the information about the animals as a tree structure on a disk. This allows the tree to grow and grow to a considerable size, while memory-bound versions are stuck at quite a small size.

The program is quite slow in comparison with the memory-based versions, but its main time-consuming loop is in fact occupied stripping nulls from a long string. If this is shortened (and you should know how to do this by now!), the program can be roughly doubled in speed.

Here we go with the actual program:

```
100 REM *** ANIMAL ***
110 REM *** WRITTEN IN MBASIC BY LES BELL ***
120 REM *** 9/21/82 ***
130 PRINT "GUESS THE ANIMAL"
140 PRINT "YOU THINK OF AN ANIMAL AND THE
150 PRINT "COMPUTER WILL TRY TO GUESS IT."
160 PRINT
```

The first job that has to be done is to open the file which the program will operate on. We will assume the file already exists from previous runs of the game, and later we will show a program which can be used to create a 'starter' file.

Each record of the file will contain only three fields: a text field containing either a question or the name of an animal (DQ\$), and two fields containing the record numbers to jump to in the case of either a yes or no response to the question.

We can tell whether the text field contains a question or animal by examining the values in the other two fields; a question must jump somewhere, but an animal name will be accompanied by two zeros, as these are terminal nodes of the tree.

```
170 OPEN "R",1,"B:ANIMAL.DAT"
180 FIELD #1,124 AS DOS,2 AS DYS,2 AS DNS
190 N=LDF(1)
```

Once the file has been opened, the game can begin. The first thing is to wait until the player has thought of an animal; alternatively, by replying 'LIST' to this question, the player can display a list of the animals known to the program.

The game begins by opening the file

and reading, then asking, the first question:

```
200 INPUT "ARE YDU THINKING DF AN ANIMAL";AS
210 IF AS="LIST" THEN 700
215 IF AS="END" THEN CLDSE: END
220 IF LEFT$(AS,1)<>"Y" THEN 200
230 K=1
240 GET #1,K
250 GDSUB 530 : REM ASK QUESTIDN
```

The subroutine starts by calling yet another subroutine to strip off the blanks which fill out the question (or animal name) to the full length of the field (124 bytes). It then prints the question, and inputs the reply. If the reply is 'yes', it moves the file pointer (K) to the 'yes' daughter node of the tree; if the reply is 'no', then it goes to the 'no' node.

```
530 REM SUBROUTINE TO PRINT QUESTIONS
540 GOSUB 640 : REM STRIP SPACES
550 PRINT LEFT$(Q$,C)
560 INPUT CS
570 CS=LEFT$(CS,1)
580 IF CS<>"Y" AND CS<>"N" THEN 550
590 IF CS = "Y" THEN K = CVI(DYS) :
REM MOVE TO NEXT RECRD
600 IF CS = "N" THEN K = CVI(DNS)
610 GET #1,K : REM GET IT
620 RETURN
```

Next the program examines the node pointers in the new node; if the 'yes' node pointer is zero, then this is an animal name, otherwise it can just go back and ask this question in the same way as the last one.

If the node contains an animal name, the program prints the first part of the "Is it a " message, then strips off the redun-

IS THIS A NEW BOOK
 PLOT BY LEE, ER...
 MASSA BELL TO
 GRAB THE REMAINS
 OF Y.C.'S IT'S
 PRETTY WELL SELF
 EXPLANATORY, OK...
 17

Ma: WHEEL

GUESS
 THE
 ANIMAL...



dant spaces and prints the animal name too. Then it waits for the player's reply.

```
260 IF CVI(DYS) <> 0 THEN 240 : "ASK
  ANOTHER QUESTION
270 GOSUB 640 : REM STRIP OFF SPACES
  FROM FIELDED STRING
280 PRINT "IS IT A ";LEFT$(DQS,C);
290 INPUT AS
300 AS=LEFT$(AS,1)
```

If the first character of the reply is a 'Y', then the machine guessed correctly, and it goes back to start the main loop again. Otherwise, it asks for a question to distinguish between its guess and the player's choice of animal, together with an answer to that question.

```
310 IF AS="Y" THEN PRINT "ANDTHER
  ANIMAL?": GOTO 200
320 INPUT "THE ANIMAL YOU WERE THINKING
  OF WAS A ";ANS
330 PRINT "PLEASE TYPE IN A QUESTION
  THAT WOULD DISTINGUISH A"
340 PRINT ANS;" FROM A ";
350 GOSUB 640
360 PRINT LEFT$(DQS,C);
370 INPUT QUS
380 PRINT "FOR A ";ANS;" THE ANSWER WOULD BE ";
390 INPUT AS
400 AS=LEFT$(AS,1) IF AS<>"Y" AND
  AS<>"N" THEN 380
```

Now comes the real meat of the program. At this stage a new node must be inserted into the tree. Figure 1 shows how this is done; the code does not show it well at all! The whole procedure is quite tricky, and I do confess that although I wrote it, I'm not entirely sure I understand it myself!

This is not as complex as the conventional insertion into a linked list, since we are replacing a terminal node, and not one further up the tree. The first step is to save the old animal's name (the one the computer guessed) into a temporary variable. It will be replaced by the question which distinguishes it from the newly entered animal name:

```
410 GOSUB 640
420 DS = LEFT$(DQS,C) : REM SAVE ANIMAL NAME
430 LSET DQS = QUS : REM MOVE QUESTION
  INTO RECORD
```

Next we set up pointers to two new records just beyond the current last record. If the distinguishing question is answered in the negative (that is, not just 'yes') then we swap over the two pointers.

```
440 X1 = N + 2 : X2 = N + 1
  IF AS = "N" THEN SWAP X1,X2
```

Next we store the two pointers into the record, and write it to disk.

```
450 LSET DYS = MKIS(X1):LSET DNS = MKIS(X2)
460 PUT #1,K : REM WRITE QUESTION RECORD
```

Now we retrieve the old animal name, and store it, with zero pointers, into one of the two new records.

```
470 LSET DQS = DS:LSET DYS = MKIS(0)
  LSET DNS = MKIS(0)
480 PUT #1,N+1 : REM WRITE 1st ANIMAL RECORD
```

Then we do the same thing for the new animal to be added to the file.

```
490 LSET DQS = AS
500 PUT #1,N+2 : REM WRITE 2nd ANIMAL RECORD
```

Finally, we increment the file length variable, and go round the main loop again.

```
510 N = N + 2
520 GOTO 200
```

Here's the subroutine which eliminates the spaces that pad out the text field in the buffer. It starts at the end of the buffer and heads backwards until it comes to the first non-space character:

```
630 REM SUBROUTINE TO ELIMINATE
  PADDING SPACES
640 C = LEN(DQS)
650 WHILE MIDS(DQS,C,1) = " "
660 C = C - 1
670 WEND
680 RETURN
```

To finish up, here's the routine which lists the animals. It simply starts at the beginning of the file and lists every record which has zero link pointers (those with non-zero links are questions, remember?).

```
690 REM *** ROUTINE TO LIST ANIMALS
700 PRINT: PRINT "ANIMALS I ALREADY KNOW ARE:"
```

```
100 REM *** ANIMAL ***
110 REM *** WRITTEN IN MBASIC BY LES BELL ***
120 REM *** 9/21/82 ***
130 PRINT "'GUESS THE ANIMAL'"
140 PRINT "YOU THINK OF AN ANIMAL AND THE
150 PRINT "COMPUTER WILL TRY TO GUESS IT."
160 PRINT
170 OPEN "R",1,"B:ANIMAL.DAT"
180 FIELD #1,124 AS DQS,2 AS DYS,2 AS DNS
190 N=LOF(1)
200 INPUT "ARE YOU THINKING OF AN ANIMAL";AS
210 IF AS="LIST" THEN 700
215 IF AS="END" THEN CLOSE: END
220 IF LEFT$(AS,1)<>"Y" THEN 200
230 K=1
240 GET #1,K
250 GOSUB 530 : REM ASK QUESTION
260 IF CVI(DYS) <> 0 THEN 240 : "ASK ANOTHER QUESTION
270 GOSUB 640 : REM STRIP OFF SPACES FROM FIELDED STRING
280 PRINT "IS IT A ";LEFT$(DQS,C);
290 INPUT AS
300 AS=LEFT$(AS,1)
310 IF AS="Y" THEN PRINT "ANOTHER ANIMAL?": GOTO 200
320 INPUT "THE ANIMAL YOU WERE THINKING OF WAS A ";ANS
330 PRINT "PLEASE TYPE IN A QUESTION THAT WOULD DISTINGUISH A
340 PRINT ANS;" FROM A ";
350 GOSUB 640
360 PRINT LEFT$(DQS,C);
370 INPUT QUS
380 PRINT "FOR A ";ANS;" THE ANSWER WOULD BE ";
390 INPUT AS
400 AS=LEFT$(AS,1):IF AS<>"Y" AND AS<>"N" THEN 380
410 GOSUB 640
420 DS = LEFT$(DQS,C) : REM SAVE ANIMAL NAME
430 LSET DQS = QUS : REM MOVE QUESTION INTO RECORD
440 X1 = N + 2 : X2 = N + 1 : IF AS = "N" THEN SWAP X1,X2
450 LSET DYS = MKIS(X1):LSET DNS = MKIS(X2)
460 PUT #1,K : REM WRITE QUESTION RECORD
470 LSET DQS = DS:LSET DYS = MKIS(0) : LSET DNS = MKIS(0)
480 PUT #1,N+1 : REM WRITE FIRST ANIMAL RECORD
490 LSET DQS = ANS
500 PUT #1,N+2 : REM WRITE SECOND ANIMAL RECORD
510 N = N + 2
520 GOTO 200
530 REM SUBROUTINE TO PRINT QUESTIONS
540 GOSUB 640 : REM STRIP SPACES
550 PRINT LEFT$(DQS,C);
560 INPUT CS
570 CS=LEFT$(CS,1)
580 IF CS<>"Y" AND CS<>"N" THEN 550
```



```
710 J=0: I=1
720 WHILE I <= LOF(1)
730 GET #1,I:I = I + 1
740 IF CVI(DYS) <> 0 THEN 730
750 PRINT TAB(12*J);
760 GOSUB 640
770 PRINT LEFT$(DQS,C);
780 J=J+1: IF J>6 THEN J=0: PRINT
790 WEND
800 PRINT
810 PRINT
820 GOTO 200
830 END
```

For those who like to key in programs from a whole master, here's the original:

```

590 IF CS = "Y" THEN K = CVI(DYS) : REM MOVE TO NEXT RECORD
600 IF CS = "N" THEN K = CVI(DNS)
610 GET #1,K : REM GET IT
620 RETURN
630 REM SUBROUTINE TO ELIMINATE PADDING SPACES
640 C = LEN(DQS)
650 WHILE MIDS(DQS,C,1) = " "
660   C = C - 1
670 WEND
680 RETURN
690 REM *** ROUTINE TO LIST ANIMALS
700 PRINT: PRINT "ANIMALS I ALREADY KNOW ARE:"
710 J=0: I=1
720 WHILE I <= LOF(1)
730   GET #1,I:I = I + 1
740   IF CVI(DYS) <> 0 THEN 730
750   PRINT TAB(12*J);
760   GOSUB 640
770   PRINT LEFT$(DQS,C);
780   J=J+1: IF J>6 THEN J=0: PRINT
790 WEND
800 PRINT
810 PRINT
820 GOTO 200
830 END

```

As mentioned above, this is a simple example of an artificial intelligence program, although it is certainly not very smart. Much more sophisticated programs, based on similar concepts of 'decision trees' but with the added ability

to deal with 'fuzzy logic' and probabilities, are being developed to assist humans in decision-making, particularly in sciences like geology.

One last thing (before I forget): here's the program to create the 'starter' file:

```

100 OPEN "R",1,"B:ANIMAL.DAT"
110 FIELD #1,124 AS DQS,2 AS DYS,2 AS DNS
120 FOR I= 1 TO 3
130 READ QS,Y,N
140 LSET DYS=MKIS(Y):LSET DNS=MKIS(N)
150 LSET DQS = QS
160 PUT #1,I
170 NEXT I
180 DATA "DOES IT SWIM",2,3
190 DATA "GOLDFISH",0,0
200 DATA "BUDGIE",0,0

```

It's pretty well self-explanatory.

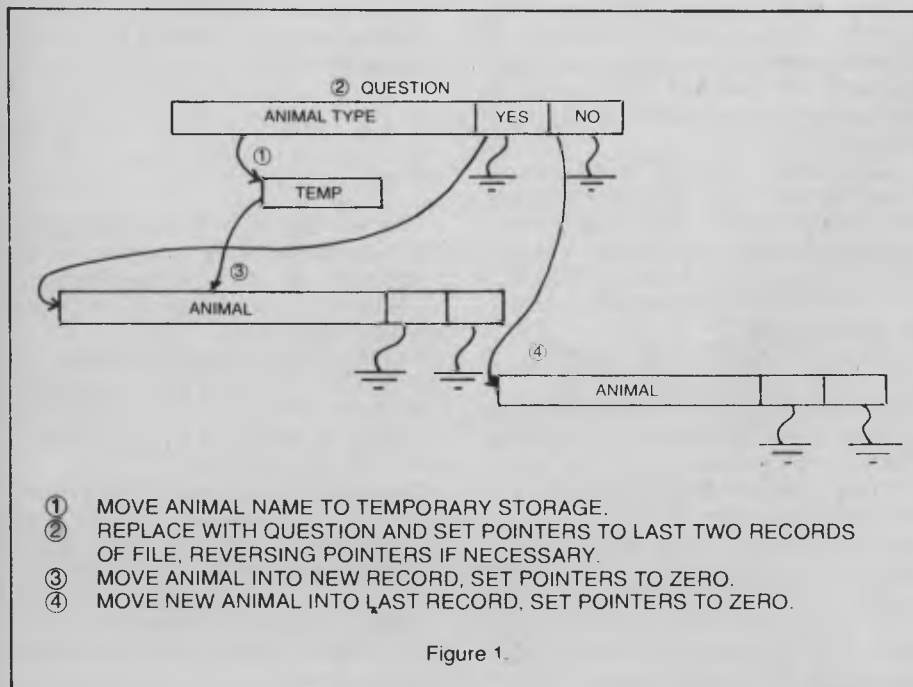


Figure 1.

your computer



tutorial

PART XII

Les continues his Odyssey through the wilderness of BASIC with a look at various miscellaneous functions . . .

BACK WHEN we were working with screen-handling functions, you may have noticed the MID\$ function hidden in there with no explanation. Well, here's the explanation.

BASIC offers several functions which assist in string handling. We've already seen how strings can be joined together (concatenated) by the '+' operator, so that, for example:

```
PRINT "The quick br"+"own fox"
will print: The quick brown fox.
```

On the other hand, how can you take strings apart? This can be achieved using the functions LEFT\$, RIGHT\$ and MID\$.

Let's take as an example the string A\$ = "The quick brown fox". The function LEFT\$, as its name implies, will return the left part of the string, so the line:

```
210 B$ = LEFT$(A$, 7)
will set B$ equal to the seven leftmost characters in A$; in other words, "The qui".
```

The function RIGHT\$ does a similar thing, except at the right end of the string. So RIGHT\$(A\$,7) is the string "own fox".

MID\$ is a bit more complex. Its purpose is to extract a substring from the middle of a string. For example, MID\$(A\$,4,7) will move an imaginary 'pointer' to the fourth character in the string, and then extract the next seven characters. In this case, it will return the

string "quick b".

More succinctly, the function MID\$(A\$,X,Y) will return a string of Y characters, extracted from string A\$ starting at position X.

Now all these functions are useful as long as you know exactly at what positions you are going to carve a string up. Unfortunately, text input is made up of words of varying lengths, and so we cannot assume that spaces, for example, will always be in the same positions — unless we are using an artificially structured language, for example.

This is why some languages, like COBOL, expect certain information in certain positions on punched cards. (It's because the compilers that operate on the input programs are a bit simple-minded, poor things.)

Fortunately, BASIC is a bit smarter than that, and most BASIC interpreters will have a function which can find the position of a given character or string in another larger string. In Microsoft BASIC, this is the INSTR function, which comes in two flavours.

The simple INSTR looks like this:

```
X = INSTR(A$,"fox")
and will set X equal to 17, since that's the position of the first character of the string "fox". It starts searching the string at the first character, and then finds the first occurrence of the string it's looking for. If it finds the string, it returns its position; if it doesn't, it returns zero.
```

What would happen with a string like "The quick brown fox jumped over the slow brown fox"? Using the simple version of INSTR to find the string "fox", it

would never find the second occurrence of the string. Obviously, we need something a bit smarter.

The smart version of INSTR looks like this:

```
X = INSTR(Y,A$,"fox")
Now, with Y set equal to zero or one, the search will start at the beginning of the string, and it will find the first occurrence of the word "fox".
```

However, with Y set to any other number, the search will start with the 'Yth' character. If Y is greater than 17, it will find the second occurrence of the string.

Therefore, to find all occurrences of a pattern in a string, you need a loop that will look like this:

```
200 I = INSTR(A$,B$)
210 do something with I, A$ and B$
220 I = INSTR(I+1,A$,B$)
230 IF I <> 0 THEN 210
```

That will keep looping round and round until it has found every occurrence of B\$ in the string A\$. You can use this technique to count the number of words in a line and similar tricks.

To help with figuring out the values for LEFT\$, RIGHT\$ and MID\$, one particularly useful function is LEN. This returns the length of a string, so that, for example, LEN("The quick") is 9.

One useful trick that can be performed with these string-handling functions is to dissect names. Generally, a file of names and addresses would be indexed on surnames, and so we have hitherto written our file manipulation programs to explicitly ask for the surname before the christian name.

This month, in the wilderness...

OK... WE ALL KNOW HOW TO
CONCATENATE STRINGS...



...ON THE OTHER...PAW.... HOW CAN YOU
TAKE THEM APART..?



...THIS CAN BE ACHIEVED USING
THE FUNCTIONS LEFT\$...

...RIGHTS... AND MIDS\$... ER.. AH.. THANK YOU, ELVIS



...HARDLY MICROSOFT EH?
EH...HEH HEH HEH...AH...
LITTLE "IN" JOKE...HEH HEH...



...ANYHOW...A USEFUL
TRICK IS DISSECTING
CHRISTIAN NAMES
FROM SURNAMES...AND...



...AND SO...WEDD!
F!



CHRISTIANS...?!
WHERE?..



...INCIDENTALLY, COM.DEC.(COME DECEMBER)
ISSUE, WE'LL HAVE SOME LOGIC...



©B.J. A.H. ST. 82. 3

```

100 INPUT "Input a name";N$      'obvious by now, I hope
110 P1 = INSTR(N$," ")          'find the first space
120 P2 = INSTR(P1,N$,".")       'then the dot after it
130 C$ = LEFT$(N$,P1-1)         'extract the first name
140 IF P2 = 0 THEN 180          'is there an initial?
150 S$=RIGHT$(N$, LEN(N$)-P2-1) 'yes, extract surname
160 I$ = MID$(N$,P1,4)          ' then initial
170 GOTO 200                    'and jump to print line
180 S$ = RIGHT$(N$,LEN(N$)-P1)  'no initial, get surname
190 I$ = " "                    'and set initial to blank
200 PRINT N$,S$;"", " ";C$;I$  'print the result
210 GOTO 100

```

However, people generally write names down christian name first, then initial, then surname. Being able to take a name written in this form and extract the surname is a useful trick: here it is.

In this program N\$ is the full name as it is input, C\$ is the christian name, I\$ the initial and S\$ the surname. It works by looking for the first space which will follow the christian name, then looking from that point forward for the full stop which indicates an initial, and then stripping off the surname which must follow.

There are several other useful miscellaneous functions for handling strings. SPACE\$(X), for example, will return a string of X spaces. A similar function, SPC(X), will print X spaces on the terminal or screen.

Similar to SPACE\$ is STRING\$(X,Y). This function will return a string X characters long, consisting of the ASCII character Y repeated X times. So, STRING\$(5,43) would be "+++++". If the second argument to the function is itself a string, then the function will just use the first character. So STRING\$(5,"A") will be "(((((", *not* "(A)(A)(A)(A)(A)".

To convert a numeric variable into a string can be useful on occasions — for example, to take apart a part number which is constructed on some logical basis such as department numbers, and so on.

This is achieved by the function STR\$(X), which will return a string representing the number X. Of course, the same thing can often be achieved by dividing by 10 or multiples of 10 and using the INT function, but this is quicker and more elegant. If you've got it, flaunt it!

The reverse function is available — VAL(A\$) will convert A\$ into a numeric variable. As it does it, it will strip leading spaces, redundant plus signs and the like.

As you probably know, characters inside the computer are maintained in the ASCII (American Standard Code for Information Interchange) code. Characters can be converted to and from this code using two more functions, and this can be very useful on occasions. For example, how do you print a quote symbol (")?

The most transportable way to do it is to look up its value in the ASCII code and

then convert that into a string using the CHR\$(34) function. So, PRINT CHR\$(34) will print a quote. If you want to see all the characters which can be displayed by your terminal or computer, you can usually write a small program to output all the possible ASCII codes.

```

10 FOR I = 1 TO 127
20 PRINT CHR$(I)<30 NEXT I

```

In all probability, the results will turn your screen crazy, and may even send some terminals into self-test mode (which will generally display all the characters anyway!).

If this happens to you, change line 10 to FOR I = 32 TO 127 (which removes the control characters from 1 to 32), which should be less disastrous. If your computer has chunky graphics, you may be able to see those by changing line 10 to FOR I = 1 TO 255, but the same caveat applies.

The reverse function is ASC(A\$) which returns the ASCII code for the first character of A\$. So ASC("ABCDE") is 65.

PEEKing And POKEing

While BASIC was originally intended for writing simple applications programs, typically in engineering work, it has increasingly been pressed into use for what is called systems programming: that is, programs which are intended to function as part of the operating system of the computer.

This has primarily come about because on some machines BASIC is the only language and there is no operating system.

Systems programming typically involves dealing directly with memory locations, and so microcomputer BASICs provide a statement and a function to assist with this. The function POKE X,Y will place the integer value Y (in the range 0 to 255) into memory location X.

The PEEK function does the reverse. The statement Y = PEEK(X) reads the contents of location X and assigns it to the variable Y.

Now, while PEEKing is fine and dandy most of the time, POKEing is fraught with hazards. Your BASIC interpreter looks after certain locations in memory and uses it for its own purposes, and the re-

sults of POKEing many locations in memory are unpredictable to say the least. You could accidentally alter part of the BASIC interpreter, causing disastrous results.

PEEKing is generally safe, although there is one potential danger in systems like the TRS-80 which use memory-mapped I/O (in other words, what you think are memory locations are in fact I/O ports). In such systems, reading a memory location can alter the machine's status, causing errors.

In general, though, you can use PEEK to examine memory and find out how your system makes use of its memory. Here's a short program which displays the contents of memory from E000 hexadecimal to F000 hex:

```

10 FOR N=&HE000 TO &HF000
15 IF N/16-N\16=0 THEN PRINT:
   PRINT HEX$(N);" ";
17 IF PEEK(N) < 16 THEN PRINT "0";
20 PRINT HEX$(PEEK(N));" ";
30 NEXT N

```

Despite its length, this program illustrates several new points. First, notice in line 10 that Microsoft BASIC will accept hexadecimal constants in the form &Hxx. Octal constants are okay too, and they have the prefix &O or just &. So &O377 is really 255.

The first part of line 15 is used to check whether N is divisible by 16. The first division is a real number division, while the second one is an integer division. Subtracting one from the other leaves the remainder from the real division, and only if this is zero is N a multiple of 16.

If it is a multiple of 16 then we print a carriage return and linefeed, then print out the hexadecimal value of N — the address being examined.

The function HEX\$ converts the value of integer N into a string representing its hex value. If N is less than 16, HEX\$(N) will be a single digit, as the function suppresses leading zeros. So in line 17 we check to see whether the memory location being examined is less than 16, and if it is, we supply a zero to keep the dump listing even.

Line 20 prints the hex value of memory location N, followed by a space, and line 30 goes round the loop again.

With suitable modification, you can use this program to have a look into your own computer. Here's a suggestion for a modification: check to see whether the location being PEEKed contains a printable ASCII value, and if it does, print that character using CHR\$(PEEK(N)). This will make areas of text in memory easy to spot, and you can find the keyword tables inside your BASIC interpreter, as well as error messages, and so on.

Next, on to logic and error handling. □

your computer



tutorial

PART XIII

Les continues his bash into BASIC with a look at logic . . .

WE ALL know computers are logical beasts at heart — they can't even add two numbers together, but instead fudge an answer with a bit of ANDing and ORing. Now, in a high-level language like BASIC, you don't have to worry about all that, you just write $X = Y + Z$ and the BASIC interpreter does the rest.

Nonetheless, there will be times when you will want to do some logical things, and BASIC does provide some ways for you to do it. First, let's examine what logic is all about.

Logic was invented by the ancient Greeks, and really consists of a set of rules for manipulating and combining statements to make other statements about which we know the truth or falsehood. Basically, there are only about four rules we need to know for what is called combinational logic.

The rules we will use were discovered by an Irish mathematician of the last century called George Boole, and for that reason, they are called Boolean arithmetic.

Firstly, computers know nothing about true and false; they operate internally on zeros and ones. Therefore, what we have to do is define true and false in terms of ones and zeros. Many languages define false as zero and true as one, and this is typically used in assemblers with conditional assembly, macro processors and the like.

Be aware, however, that some languages, notably Pascal, have special variables which can take on the values of

true and false (although internally, we're still back to 0 and 1).

The first rule of logic is the NOT rule, which says how the NOT operator works. This simply says that NOT true equals false and NOT false equals true. That seems perfectly simple, and compatible with our everyday experience. Not so simple for the computer.

The computer will perform the NOT operation on every bit which makes up a number — in other words taking the one's complement of the number. In 16-bit binary arithmetic, which is how the computer does its logic, NOT 0 is not 1; instead it is 0FFF hex, which in two's complement arithmetic is -1. So now we know that NOT 0 is -1, and NOT -1 is 0. So our symbols for true and false must be 0 and -1.

Which one is true and which is false? In fact, false is 0 and true is -1. Actually, when the NOT operator is not involved, the computer will interpret 0 as false and any non-zero number as true. However, if you intend to use the NOT operator, you must make sure you use the right values, as NOT 1 is -2, which is not false. Gee, this gets confusing.

The easiest way to keep yourself straight is to start your programs with the assignments:

100 FALSE = 0
110 TRUE = NOT FALSE

so that FALSE = 0 and TRUE will be assigned the value of -1 or whatever your computer thinks TRUE should be.

The next rule relates two statements via the AND operator. If A is true and B is true, then A AND B is true, otherwise it is false. So if either A or B or both are false, then A AND B is false too.

This is usually shown in what is called a truth table:

A	B	A AND B
false	false	false
false	true	false
true	false	false
true	true	true

Figure 1. AND Truth Table.

So we see that A AND B is only true if A and B are both true.

The next operator is called OR, and performs a similar function, except that A OR B is true if either A or B or both are true. Here's the truth table:

A	B	A OR B
false	false	false
false	true	true
true	false	true
true	true	true

Figure 2. OR Truth Table.

Finally, there's an operator called XOR (exclusive OR). A XOR B is true only when A or B is true, but not both. In other words, and this is a more useful way of looking at it, if A and B are the same A XOR B will be false, but if they are different, A XOR B will be true. Here's the truth table:


A	B	A XOR B
false	false	false
false	true	true
true	false	true
true	true	false

Figure 3. XOR Truth Table.

OK...THIS MONTH...LOGIC & ERROR HANDLING...

...WITH THE HELP OF MY TWO IRISH MATHEMATICIAN FRIENDS... RIGHT?

...TO BE LOGICAL IS TO BE BELIEVABLE... RIGHT?



& IF YOU WERE RIGHT ALL THE TIME, YOU'D BE ABSOLUTELY LOGICAL!... RIGHT?

...& THEN EVERYONE WOULD BELIEVE IN YOU 'CAUSE YOU'RE NEVER WRONG & THIS WOULD GIVE YOU POWER!... RIGHT?

...GOOD!...HEH HEH... LISTEN TO THIS... THE 1ST RULE OF LOGIC SAYS THAT NOT TRUE IS FALSE... & NOT FALSE'S TRUE!... RIGHT?



SO!...IF NOT FALSE IS TRUE & YOU NEVER USE NOT TRUE, YOU'RE NOT WRONG & YOU NEED NEVER BE WRONG BECAUSE YOU'RE RIGHT!... RIGHT?

NOW!...HERE'S MY INFALLIBLE PLAN FOR COMPLETE POWER!


...GREMLINS?... WE GO TO YOUR COMPUTER AS GREMLINS?...
...HMM...



..YEAH...YOU CAN REWRITE THE TRUTH-TABLE PROGRAM SPILL COFFEE ON THE KEYBOARD...

...STUFF THE MEMORY DRIVE...
...HIDE THE STICKY TAPE...

...THIS..THIS IS...ILLOGICAL & UNBELIEVABLE... WHAT KIND OF OPERATIONS WILL (MASS) LES BELL PERFORM WHEN HE GETS HIS HANDS ON PUBLISHER WHELAN'S LOGICAL EXPRESSIONS.... WAIT WITH BAITED BREATH, ON TENTERHOOKS, IN ANXIOUS EXPECTATION & AVID ANTICIPATION FOR A MERRY CHRISTMAS & HAPPY NEW YEAR!



OIVE GOT ME MAGNET READY
BEGORRAH! IS THAT WHAT YER CALL IT?

Now, how does all this translate into useful programming techniques? First here's the NOT operator, applied to different values:

```
10 A = 0:PRINT A,NOT A
20 A = 1:PRINT A,NOT A
30 A =-1:PRINT A,NOT A
```

When you run this program, you see that NOT works okay for 0 and -1, but not for 1, which is why it's better to use -1 for true. However, 1 will still work for true for the other functions, as this short program will show:

```
10 PRINT "A","B","A AND B","A OR B","A XOR B"
20 FOR A = 0 TO 1
30 FOR B = 0 TO 1
40 PRINT A,B,A AND B, A OR B, A XOR B
50 NEXT B
60 NEXT A
```

When run, this program will generate the truth tables for the remaining operators. As long as the NOT operator is not involved, you're quite safe using 1 for true.

Here's a more 'correct' version of the program:

```
10 FALSE = 0
20 TRUE = NOT FALSE
30 PRINT "A","B","A AND B", "A OR B","A XOR B"
40 FOR A = FALSE TO TRUE STEP -1
50 FOR B = FALSE TO TRUE STEP -1
60 PRINT A,B,A AND B,A OR B, A XOR B
70 NEXT B
80 NEXT A
```

In this case, true is defined as NOT false. Note also that as true is less than false, the FOR statements must have the STEP -1 option to work, otherwise nothing will happen.



Now, all this is leading to the way the IF statement works. Previously we've only used it in tests for equality and similar ways:

```
100 IF X = 0 THEN 240
```

What the IF statement does is evaluate the conditional expression which immediately follows the IF. If it is true the rest of the statement is executed, otherwise execution continues with the next statement, or the ELSE clause if there is one.

The trick is that it's perfectly feasible to use a Boolean expression or a variable as the conditional expression. So:

```
130 IF A THEN 240 ELSE 270
```

will jump to 240 if A is true, or 270 if it is false. You can also say:

```
130 IF A AND B THEN 240 ELSE 270
```

which will jump to 240 if both A and B are true and 270 otherwise.

This allows the construction of programs like the following section of code for a hypothetical computer-based burglar alarm:

```
260 IF TIME > 20 THEN NITIME = TRUE
```

```
730 WINDOW = INP(PORT)
740 IF WINDOW AND NITIME THEN GOSUB 1200
    REM WARN OF OPEN WINDOW
```

This will warn of an open window after 8 pm (20:00 hours). All kinds of operations are possible using logical expressions. As an example, you might try rewriting the truth-table program to print 'true' and 'false' instead of 0 and -1. □

Notes

your computer



tutorial

PART XIV

A tidy printout is the goal of almost every programmer; it makes programs so much nicer to use. In this part of the series, Les Bell introduces Microsoft BASIC's PRINT USING statement . . .

MANY BUSINESS programmers will quote one of the principal virtues of COBOL as being its ability to format neatly output so the columns all line up, there are commas between three-digit groups and so on. If that's all that's keeping COBOL alive, then BASIC will soon knock it off its pedestal, as this chapter will show.

Microsoft BASIC, as described in this series, offers an extension of its PRINT statement called PRINT USING, which gives the programmer almost complete control over the way results will be printed. It can be used to print two types of data: numeric and string.

The basic format of the PRINT USING statement is:

PRINT USING (format string);
(expression list).

Note the format string can be either a string constant enclosed in quotes, or a string variable, such as A\$. The expression list is formed in just the same way as a standard PRINT statement.

Numeric Data

The major application of PRINT USING is in printing numbers, primarily in commercial reports, and as we shall see, its features are oriented to this area.

The way PRINT USING works is that the format string specifies a field format using a special set of characters. To take

the simplest example, the '#' symbol indicates a numeric position. So, for example:

```
PRINT USING "###.##" 23.477
```

will produce the result 23.48.

If the number to be printed has fewer digits than there are numeric positions, then the number will be right-justified (that is, pushed to the right) and preceded by spaces as necessary.

The decimal point character inserts the point at the appropriate position. If there is a numeric position in front of the decimal point, it will always be filled, with a zero if necessary. Digits after the decimal point will be rounded if necessary, as shown above.

Accountants traditionally represent negative balances with a minus sign at the right-hand end of a number, while the scientific/mathematical world puts it at the left. With PRINT USING, either format can be used.

If no action is specified, BASIC will put a minus sign at the beginning of a number as usual. However, if a minus sign is placed at the right end of the formatting string, then negative numbers will be printed with a trailing minus sign. Positive numbers are unmodified. For example:

```
PRINT USING "###.##- " 345.23, -234.12, +678
345.23 234.12- 0.68-
```

Notice also in this example that the format string contained spaces which were also reproduced in the output.

If the sign is always required to be shown, a '+' sign can be placed at either end of the format string. In this case, positive numbers will be printed with a '+'

sign at the appropriate end, and negative numbers with a '-'. An example:

```
PRINT USING "+###.## " ,72.37,4.712,-20.05
+72.37 +4.71 -20.05
```

When people write numbers down, they commonly separate the digits before the decimal point into groups of three separated by commas. PRINT USING can do that too. A comma before the decimal point will perform digit grouping into threes, but note that a comma at the end of the format string will be taken literally as a comma.

```
PRINT USING "#####.##" 6543210.98
6,543,210.98
```

In the printing of financial reports, most of the numbers printed will be dollar values, and it would be nice to have '\$' signs printed at the beginning of each number.

No problem: a double dollar sign at the beginning of the format string stands for two character positions, one of which will be occupied by a dollar sign when printed:

```
PRINT USING "$#####.##- " 452339.37,230120.45,-128792.04
$452,339.37 $230,120.45 $128,792.04-
```

A common requirement is to do cheque printing, and here certain precautions must be taken to prevent fraudulent alteration of cheques.

A double asterisk will cause leading asterisks to be printed before a number, so there is no room for additional digits:

```
PRINT USING "*****.##- " 23.45,-.6,16
**23.45 ***0.6- **16.00
```

In the same fashion as the double dollar sign, the asterisks stand for character positions.

...A TIDY PRINTOUT IS THE GOAL OF ALMOST EVERY PROGRAMMER...

...IT MAKES PROGRAMS SO MUCH NICER TO USE...

...NICER...

IS THAT ALL THE AMBITION YOU HAVE IN THIS AGE OF UNPARALLELED EVOLUTION?!



These two formats can be combined into the '**\$' format:

```
PRINT USING "****0000,##-
*****923.45 9230,120.45
                ;23.45,230120.45,2390.00
                **92,390.00
```

In case you are wondering, '\$\$*' has no meaning as a format string, and will be ignored by your BASIC.

For scientific types who want to force every number printed into exponential or scientific notation, a series of four carets (up-arrows) after the digit position characters forces E-format. The four carets allow room for 'E+dd' to be printed:

```
PRINT USING "+0.##0000";123.45
+1.23E+02
```

```
PRINT USING "+.###0000000";123.45
+.1235E+03
```

If you require one of these formatting characters such as the up-arrow to be output as part of a numeric field, it can be printed using the underscore character as an escape. So:

```
PRINT USING "_.###";24
924
```

Overflow of the field length is possible, in which case BASIC will print the number as best it can, preceded by a per cent symbol.

String Fields

String field lengths can be specified using a very simple format: a format string consisting of backslash, n spaces and another backslash specifies that n+2 characters from the string will be printed.

If there are not enough characters to fill the field, the string will be left-justified and padded with spaces to the right. For example:

```
5 A$ = "HELLO THERE"
10 PRINT USING "\ \";A$
20 PRINT USING "\ \ \";A$
30 PRINT USING "\ \ \ \";A$
40 PRINT USING "\ \ \ \ \";A$
50 PRINT USING "\ \ \ \ \ \";A$
RUN
```

```
HELL
HELLO
HELLO TH
HELLO THER
HELLO THERE
OK
```

To print only the first character of a string, use the format string '!'. For example:

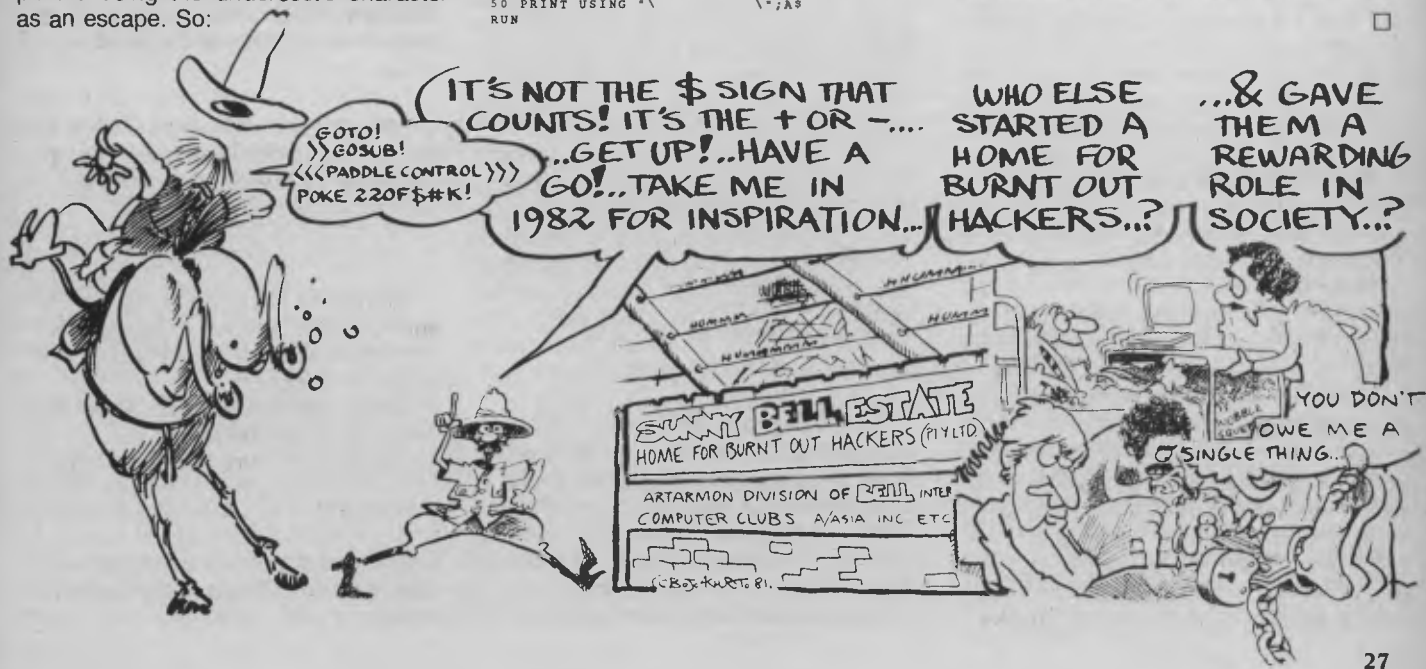
```
PRINT USING "!";"Now is the time"
N
```

Finally, in some situations, you might want to output a variable-length string field through a PRINT USING statement. To do this, use the format string '&'. Here's an example:

```
PRINT USING "&";"Now is the time"
Now is the time
```

PRINT USING can also be used to print to disk files; just use:

```
PRINT#n USING <format string>,<expression list>
```



your computer



tutorial

PART XV

As we draw to the end of this course in BASIC programming, Les Bell turns his attention to error handling and debugging . . .

WE ALL make mistakes from time to time; yours truly is no exception — I do things like inputting silly values into programs by accident and then wondering why the program just collapsed into a quivering heap.

This month, we'll learn how to avoid such disasters.

When I was but a little boy, learning programming for the third time at university, we engineers used to use a fair-sized time-sharing mainframe. It used to be a favourite game of spotty little first-year wimps to try and crash the system. While the system was armoured against such facile ploys as dividing by zero there were other ways of bringing the system to a halt and thereby losing everybody's work.

With a single-user microcomputer, there's no need to armour-plate your programs against other users, but it is still advisable to try to make your programs as foolproof as possible. In any program, there are all kinds of ways invalid data can be input or somehow be derived during a run, giving rise to any of a number of curious error messages from the BASIC interpreter or, if you're unlucky, total silence or even a scrambled disk file.

Microsoft BASIC, the most common variant, has 39 or even more error messages. These can range from a terse '?SN' issued by the smaller versions of the language to the slightly more comprehensible messages of the extended and disk versions. What this means is that there are 39 or so things that can go wrong while your program is running, and it may be that your operator will be confronted by a cryptic error message.

Wouldn't it be better to have the computer 'trap' that error and either attempt to do something sensible to correct it or explain the situation to the operator in a rather more (dare I say it?) 'user-friendly' way? MBASIC provides a way to do that using the ON ERROR statement.

This takes the form ON ERROR GOTO xxxx, and enables error trapping. After this statement has been executed, any error will cause a jump to the specified line, which should be the first line of an error routine. Error trapping can be disabled using the statement ON ERROR GOTO 0, which will cause MBASIC to issue its standard error messages.

The error-handling routine may perform several different functions. The first thing most routines will have to do is identify the error type, which is stored in a 'reserved' variable named ERR. The line number at which the error occurred is also stored, in the variable ERL.

Once the error has been identified, an

attempt can be made to recover from it or, alternatively, the program can be aborted. If recovery is attempted, normal operation is resumed with the RESUME statement. This takes several forms. RESUME will resume execution at the statement which caused the error, while RESUME NEXT will resume at the following line. RESUME xxxx will resume at line xxxx.

Examples

A common mathematical problem is finding the roots of a quadratic equation; that is, an equation of the form:

$$ax^2 + bx + c = 0$$

There are several possible results: either the two roots will be real, and possibly equal, or they will be imaginary. The formula for finding the roots is:

$$R1, R2 = (-B +/- SQR(B*B-4*A*C))/(2*A)$$

If $B^2 - 4 * A * C$ is negative, then the roots are imaginary; the problem is that we will be attempting to find the square root of a negative quantity and BASIC will normally respond with an 'Illegal Function Call' error message.

The obvious thing to do is to test before performing the square root calculation to find if the argument is negative and jump to the appropriate routine, but for the sake of demonstrating error handling we'll do it differently. We'll go ahead and try to take the square root, trapping

...AS WE NEAR THE END (I THINK) OF THIS COURSE, WE TURN OUR ATTENTION TO ERROR HANDLING AND DEBUGGING....



the error if the argument is negative and then jumping to the imaginary root routine.

Here's one way to do it:

```

100 REM      *** QUADRATIC ROOT FINDER ***
110 REM      *** WRITTEN IN MBASIC 5.2 ***
120 REM      *** 2/10/83, LES BELL ***
130 REM
140 PRINT TAB(16);"Quadratic Equation Solver"
150 PRINT:PRINT:
160 INPUT "A";A
170 INPUT "B";B
180 INPUT "C";C
190 ON ERROR GOTO 1000
200 D = SQR(B*B-4*A*C)
210 R1 = (-B + D)/(2 * A)
220 R2 = (-B - D)/(2 * A)
230 PRINT:PRINT:PRINT "Root 1 is ";R1
240 PRINT "Root 2 is ";R2
250 END
1000 PRINT:PRINT:PRINT "Imaginary Roots"
1010 R1 = -B/(2*A)
1020 I1 = SQR(ABS(B*B-4*A*C))/(2 * A)
1030 PRINT "Roots = ";R1;" +/- 1*I";I1
1040 END

```

This program will calculate the roots of a quadratic equation, given the values of a, b and c. It's a little unconventional, but does demonstrate the operation of the ON ERROR GOTO statement in line 190. The routine at 1000 takes care of the case where the roots are imaginary.

Another use of ON ERROR GOTO is in file handling. Occasionally it will happen that a file does not exist or a disk

may be full, and rather than a cryptic message, an error-handling routine can offer the operator the chance to recover from the error.

Here's an example where a file is opened for input (this is only a program segment, but it makes the point):

```

130 INPUT "File Name";AS
140 ON ERRDR GOTD 3000
150 OPEN "I",1,AS
160 INPUT#1,CS,N
3000 IF ERR = 53 AND ERL = 150 THEN GOTO 3100
3100 PRINT "File does not exist!";CHRS(7)
3110 INPUT "Try another";AS
3120 RESUME

```

Line 140 sets up the address of the error handler, and line 150 tries to open the file. If the file is not found (error 53) control is passed to line 3000, which tests for that particular error using the ERR and ERL variables and then jumps to 3100.

This is the error handler proper, which offers the operator the opportunity to enter another filename. The RESUME statement transfers control back to the statement at which the error occurred, to try again.

Tracing Program Flow

Often when a program is executing you may have no idea of what it's actually doing. However, Microsoft BASIC provides a very useful facility for tracing your program as it executes.

The TRON statement turns the trace option on, and from then on the line number will be printed (inside square brackets) as each line is encountered by the interpreter. TROFF disables the tracing. Both statements may be entered from the keyboard in the usual way, or they may be used as executable statements inside a program, to enable tracing of a section only of a program.

Here's an example of TRON at work — in this case tracing the quadratic root finder above:

```

BASIC-80 Rev. 5.2
(CP/M Version)
Copyright 1977, 78, 79, 80 (C) by Microsoft
Created: 14-Jul-80
15430 Bytes free
OK
LOAD "QUAD"
OK
TRON
OK
RUN
[100][110][120][130][140]
Quadratic Equation Solver
[150]
[160]A? 1
[170]B? 4
[180]C? 4
[190][200][210][220][230]
Root 1 is -2
[240]Root 2 is -2
[250]
OK
RUN"
[100][110][120][130][140]
Quadratic Equation Solver
[150]
[160]A? 1
[170]B? 1
[180]C? 1
[190][200][1000]
Imaginary Roots
[1010][1020][1030]Roots = -.5 +/- 1 .866025
[1040]
OK
SYSTEM

```

Notice that even REM statements show up in the trace, as do all the other PRINT, INPUT and LET statements. You can clearly see in the second run how the program jumps to line 1000 after line 200, because it can't calculate the square root of a negative number.

Similarly, I used this facility to trace the operation of the file-opening program segment above. Here's what it looked like:

```

BASIC-80 Rev. 5.2
(CP/M Version)
Copyright 1977, 78, 79, 80 (C) by Microsoft
Created: 14-Jul-80
15430 Bytes free
DK
LOAD "ERR"
OK
TRDN
OK
RUN
[130]File Name? FRED
[140][150][3000][3100]File does not exist!/
[3110]Try another? GROT
[3120][150][3000][3100]File does not exist!/
[3110]Try another? ^C
Break in 3110
OK
SYSTEM

```

The other major debugging technique used in BASIC is inserting PRINT statements throughout a program to print the values of variables as loops are processed and so on. For example, in the quadratic root finder, the value of the intermediate variable D could help in debugging.

In the case of the sort routines we worked on earlier, the index pointers and other loop variables would be helpful — and in fact this technique, combined with TRON, was exactly how I debugged those programs.

This brings us to the end of this introduction to BASIC — I'll round off with a look at CBASIC and North Star BASIC, the two other major BASIC variants. □



your computer



tutorial

PART XVI

Les Bell wraps up his series on BASIC with a comparison between Microsoft BASIC and CBASIC...

UP TILL NOW, all the examples in this series have been written in Microsoft's MBASIC, probably the most common variant of BASIC on microcomputers. However, the reader should be aware there are many other versions of BASIC available. In this article, I will look at one of them — CBASIC 2 — and briefly mention others.

CBASIC 2 was one of a line of programs which started when Gordon Eubanks wrote a BASIC compiler during his student days at the Naval Postgraduate School in Monterey, California. That compiler, BASIC-E, was written in PL/M, the Intel high-level language, and is now in the public domain. The complete source code for BASIC-E is in the CP/M User Group library, and anyone who has a PL/M compiler can customise it to his or her heart's content.

What makes BASIC-E and CBASIC fundamentally different from MBASIC is that the former are compiled languages. MBASIC is interpreted — in other words, you type your program into the interpreter, which stores it, and that is what actually runs (I know, I'm ignoring BASCOM).

CBASIC programs, on the other hand, are entered into a file using a text editor such as ED or Wordstar in non-document mode. The CBASIC compiler is then invoked by typing 'CBAS2 progname', and it reads in the source code and produces an output file called progname.INT (for intermediate).

Then, by typing CRUN2 progname, the intermediate code file is loaded and executed. Note the compiler produces pseudo-code (that is, machine code for an imaginary machine) which is then interpreted by the run-time package, CRUN2.COM.

Because only pseudo-code need be distributed, and not source code, CBASIC has long been popular with authors of commercial software. Compilation has another advantage for authors: the addition of comments makes no difference to the size of the resultant object code, so liberal use of REMs is quite justifiable!

CBASIC has another appealing feature for authors of business programs: all CBASIC arithmetic is done using 14-digit floating-point decimal numbers. This means there are no rounding errors in conventional arithmetic, as happens in BASICs which use floating-point binary numbers. No fractions of cents can be siphoned off into the programmer's account, as has happened in some computer installations!

Looking at a CBASIC program, the first

thing the reader will notice is the comparative absence of line numbers. Because the user can insert lines at any point using a text editor, line numbers are not required for editing purposes. They are, however, still required as the targets of GOTO, GOSUB, and the like. However, they need not be in sequence, and they can consist of any decimal numbers — including fractional parts or even exponents! But be aware that 123 is a different line number from 1.23E2.

Apart from that obvious difference, simple MBASIC and CBASIC programs will look fairly similar. The remaining differences are primarily of detail, such as the RND function not taking an argument in CBASIC. The INPUT statement does not automatically supply a '?' after a prompt, allowing the user to use ':' or '-' if he or she wants to.

PRINT statements work slightly differently: comma separation of data items breaks the print line into fields 20 characters wide, while semicolons work the same way as in MBASIC.

CBASIC is particularly good at supporting a structured programming style. For example, functions can be defined by the user in a similar way to that allowed by MBASIC, but multi-line functions are also allowed, giving the feature particular power.

In addition, CBASIC supports the WHILE/WEND construct (as do later versions of MBASIC). This is a kind of loop

...THE WRAP UP...

UNTIL NOW, DEAR FRIENDS, WE'VE HAD THIS SERIES AS OUR COMMON BOND...

...NOW, AT SWEET XVI... THE END, FINAL... FINISHED... COMPLETE... SAD...

...ONE DAY, HOWEVER, WE EACH MAY LOOK BACK & SAY, "BASIC HAS LIVED ON IN ME, ...I HAVE BORNE IT STILL... STILL BORNE, SO TO SPEAK..."



...WE ARE HERE, DRAWN TOGETHER (ARTIST'S LAST PAW) TO PAY OUR 'LAST RESPECTS' TO OUR VALUED FRIEND...

ENDING A PROFITABLE RELATIONSHIP...

PLEASE, DON'T BE AFRAID TO LET YOUR FEELINGS SHOW...



VALUED..?



PROFITABLE? PROFITABLE? PROFITABLE? PROFITABLE?

*SIDROME SPANNER?!

PROFITABLE? PROFITABLE? PROFITABLE?

*GIRAFFES AREN'T GOOD LISTENERS



AND SO...

THE LOOT'S IN THE COFFIN

WHERE'S OUR SHARE OF THE PROFITS?!

PIRATE!

CAD!


BAD FELLOW

BOUNDER!

MY TURN NEXT!

BLAGGARD!

SWOW!



(similar to FOR/NEXT) which relies on repeated testing of a condition, rather than repeating a specified number of times.

The basic logic is this: WHILE a particular condition exists, every statement down to WEND will be done, and then control will pass back to the WHILE to test for the condition again. If the condition is not met, execution continues after the WEND.

Note that this means it is quite possible for the condition to fail the first time the WHILE is encountered, so that the body of the WHILE is never executed. Thus we will often have to ensure variables being tested have sensible values before the WHILE.

Listing 1 shows an example of a simple CBASIC program. This is a version of the simple guessing game developed back at the beginning of this series. By dint of some rearrangement, I have managed to dispense with line numbers altogether, using two WHILE loops to control the program flow.

```

REM Guessing Game Version 2.1
REM Programmed in CBASIC-2
REM 3/1/83
REM Execute an INPUT before RANDOMIZE
INPUT "Hi, there, what's your name?";NAME$
PRINT "OK";NAME$; ", do you want to play a guessing game?";
REM PLAY$ controls the outer loop using WHILE - no GOTO
INPUT PLAY$
REM The RANDOMIZE statement uses your delay in answering \
the INPUT PLAY$ statement to seed the random number \
generator.
RANDOMIZE
REM We're only interested in the first char. of PLAY$ being \
"Y" or "y"
WHILE UCASE$(LEFT$(PLAY$,1)) = "Y"
NUMBER = INT(50*RND+1)
PRINT "I'm thinking of a number between 1 and 100"
PRINT "You've got to try to guess it."
INPUT "What's your guess?";GUESS
WHILE GUESS NE NUMBER
IF GUESS > NUMBER THEN PRINT "Too high"
IF GUESS < NUMBER THEN PRINT "Too low"
INPUT "What's your guess?";GUESS
WEND
PRINT "You've got it. ";NAME$;"!!!"
INPUT "Play again?";PLAY$
WEND
END

```

File Handling

The major difference between the two BASICs comes in the area of file handling, where no standards exist. CBASIC deals with two types of data files: sequential and relative. Sequential files are not opened specifically for input or output; they are just opened. This means a CBASIC sequential file can be appended to by reading up to the end and then writing to it, a trick which is not permitted by MBASIC (and there are good and sufficient reasons for that).

The open statement can best be illustrated by a comprehensive example:

```

220 OPEN "B:SALES.DAT" AS 3 \
      "B:RCV.DAT" RECL 128 BUFF 4 AS 4

```

This will open file B:SALES.DAT for sequential input/output as file 3, and B:RCV.DAT for relative (random) I/O with a record length of 128 and buffer of four sectors (512 bytes) length, as file 4.

The FILE statement will open a file or automatically create one if it does not exist, and will assign the lowest available file number. The CREATE statement, of course, will create a file.

File I/O is performed using the PRINT

#, PRINT USING # and READ # statements. The PRINT # and PRINT USING # statements write data to disk in exactly the same way as it would appear on paper, with the exception that commas do not cause tabbing — instead, they cause commas to be inserted in the data field as data separators. Each record is ended with the CR/LF pair, which must be figured into the record length.

CBASIC's random I/O stores numeric data in ASCII format, unlike MBASIC, which uses the internal form for data. This means files are much easier to patch using a text editor, and are also easier to transfer to or from other programs.

Several CBASIC features are particularly useful in creating larger applications programs, such as accounting packages. The COMMON statement specifies which variables are common to different programs and are, therefore, preserved when control is passed between programs using the CHAIN statement.

While MBASIC uses the LPRINT statement to print on the system printer, CBASIC switches all output to the printer using the LPRINTER statement. All subsequent output will go to the printer until a CONSOLE statement is executed. The LPRINTER WIDTH 80 statement will set the printer width to 80 characters, causing CBASIC to insert automatic CR/LF pairs when required. The console output can also be varied by POKEing a memory location.

Machine language subroutines are particularly easy to use with CBASIC. The SAVEMEM statement will reserve a number of bytes at the top end of memory and will automatically load a binary file into the reserved area. The machine code routines can subsequently be accessed by the CALL statement.

CBASIC also provides some interesting functions. Most of the functions are identical or very similar to those in MBASIC, but unique functions are provided for testing the console status, and for returning the command line entered into CP/M when the program was invoked.

The overall flavour of CBASIC is very like other BASICs, with some differences in detail and particularly in areas like file handling. It's not a very good BASIC for game-playing, or for learning to program, particularly because it has to be compiled, but it is very popular for business/commercial programming.

Incidentally, there is a fully compiled version of CBASIC, called CB-80, which is very much faster and has some very nice features, and there are also 16-bit versions of these programs for the IBM-PC and other 8086/88-based computers. I also understand there is a version of CBASIC for the PDP-11 minicomputer.

Other BASICs

While Microsoft BASIC and CBASIC are the most popular microcomputer BASICs, there are several other variations. Perhaps the best known is North Star BASIC, which follows the style of Hewlett-Packard's minicomputer BASIC.

The major area of difference between North Star and the BASICs previously discussed is string handling. There are no RIGHT\$, LEFT\$ and MID\$ functions. Instead, a string is handled as though it is an array of characters. So, if we have:

```
A$ = "ABCDEFGH"
then A$(2,3) is 'BCD' — that is, the three characters starting at the second character position.
```

File handling is different again, but the fundamental concepts we have discussed still hold good.

Then there's BASIC/Z, a native-code compiler which is unique in having a range of data types, including 10-byte BCD integers! While this BASIC is even further away from the 'standards' we have covered, most of its unique features are additions to a standard base, and simple programs should be easily convertible. But file I/O is different again!

Applesoft is a bit different from Microsoft BASIC, but simple programs should be close enough for easy translation. It is in the file-handling area that the major differences arise. Applesoft writes command strings to the DOS as though they were console output; the only difference is that they are preceded by a Control-D. Because of this, programs which involve files (most really useful programs) will require extensive rewriting to run on the Apple.

SBASIC, from Topaz, is a compiled BASIC which is rather like CBASIC in many ways — no line numbers, for instance — but which takes the structured programming extensions to a further stage by borrowing a number of concepts from Pascal. For example, procedures are supported, and variables must be declared before use. The result is very powerful, but many programs will require extensive conversion work.

The fundamental (almost wrote basic there!) problem is that the ANSI standard for BASIC defines only a very simple language, and every manufacturer has gone its own way in defining the extensions required to support files, printing, and especially graphics.

However, there are signs of a new, better standard being developed. Digital Research is rumoured to be working on a BASIC interpreter/compiler pair, and since this company tends to do things right, hopefully that will implement the ANSI standard.

Perhaps we can look forward to a new age of standardisation in BASIC! □

Breeze Point Of Sale Software Increased Profit for Retailers



The Breeze Point of Sale Software combined with a micro computer replaces the humble cash register, right at the point of sale. Breeze not only handles normal cash register functions **FASTER** and **MORE EFFICIENTLY** than a cash register but also provides essential accounting control, and vital management reporting right at your fingertips. Designed for fast customer service and simplicity. Your most junior sales clerk will find Breeze **EASY TO USE**.

FEATURES:

- Comprehensive Inventory Control
- Comprehensive Accounts Control
- Comprehensive Product Sales Analysis
- Detailed Sales Reporting by Sales Person
- Detailed Sales Tax Reporting
- Interfaces with the Breeze General Ledger/Accounts Payable/Purchase Ordering System

BENEFITS:

- Minimises Over Stocking and Under Stocking
- Better Control Over Outstanding Accounts
- Better Control Over Margins and Sales Mix
- Better Control Over Sales Staff and Commissions
- Reduces Administration for Sales Tax Claims
- Fully automates your Retail Business from purchases, to Sales, to Balance Sheet and Profit & Loss Statement

Available on:- IBM, Wang, Olivetti, NCR, Sharp, NEC and IBM compatible personal computers.

Ring now for the Breeze Software dealer nearest you.

Breeze Software (Aust) Pty. Ltd. P.O. Box 1220, Geelong, Vic. 3220. Ph (052) 21 6144

Bring your retail business into the 80's.

Microbee

THIS PROCEDURE ALLOWS THE USER TO CREATE THE FILE(S) USED IN STORING THE INFORMATION REQUIRED.

VIEW A FILE:

THIS PROCEDURE ALLOWS THE USER TO SEE THE FILE(S) EITHER JUST CREATED OR LOADED INTO MEMORY FROM TAPE."

```
1190 PRINT:INPUT"TO CONTINUE PRESS 1: ELSE PRESS 0 TO RETURN TO MENU";X:CLS:IFX=
0THEN110
1200 PRINTTAB(30)"HELP":PRINT
1210 PRINT"UPDATE A FILE"
```

THIS FUNCTION ALLOWS THE USER TO CORRECT ANY ERRORS MADE DURING TYPING, OR, ALTERNITAVELY, IF AN UPDATE IS MADE IN THE READING MATERIAL USED.

SAVE A FILE:

THIS PROCEDURE ALLOWS THE USER TO SAVE THE FILE(S) JUST CREATED OR ERRORS "

```
1220 PRINT"JUST CORRECTED TO TAPE."
1230 PRINT:INPUT"TO CONTINUE PRESS 1: ELSE PRESS 0 TO RETURN TO MENU";X:CLS:IFX=
0THEN110
1240 PRINTTAB(30)"HELP":PRINT
1250 PRINT"LOAD A FILE"
```

THIS PROCEDURE ALLOWS THE USER TO CALL UP A PARTICULAR FILE FROM THE CASSETTE-TAPE OF THEIR CHOICE.

VERIFY A FILE:

THIS FUNCTION ALLOWS THE USER TO SEARCH FOR A PARTICULAR ENTRY WITHIN A FILE."

```
1260 PRINT:INPUT"TO CONTINUE PRESS 1: ELSE PRESS 0 TO RETURN TO MENU";X:CLS:IFX=
0THEN110
1270 PRINTTAB(30)"HELP":PRINT
1280 PRINT"PRINT A FILE"
```

HELP:

THIS FUNCTION."

```
1290 PRINT:INPUT"TO CONTINUE PRESS 1: ELSE PRESS 0 TO RETURN TO MENU";X:CLS:IFX=
0THEN110
1300 PRINTTAB(30)"HELP":PRINT
1310 PRINT"QUIT"
```

END PROGRAM."

```
1320 PRINT:INPUT"PRESS <ENTER> TO RETURN TO MENU";X:CLS:GOTO110
1330 REM *****QUIT*****
1340 CLEAR0:POKE16396,201:END
```

FREE SOFTWARE

SPECIAL SELECTIONS FROM THE PUBLIC DOMAIN (02) 29 2866

Well, almost free. We don't charge for the public domain software but there is a small service charge of \$15 per disk to cover promotion costs, selection, testing, copying, etc. Disks are available for CP/M, MS-DOS and APPLE. Mail and telephone order only.

The programmes have been carefully selected, tested and documented. They'll run on a wide variety of computers that accept 5 1/4" disks. We have tried to choose programmes as machine-independent as possible. However we cannot guarantee the suitability of programmes for your particular machine. Wherever possible we include source-code.

MS-DOS programmes are aimed at the IBM-PC and close compatibles. The NEC APC III will often require the software library extension card to be able to execute these programmes.

Documentation is included on the disks where required — often it is very extensive. Unfortunately, we are unable to provide telephone tutorials on using the programmes.

MS-DOS disks are formatted for standard MS-DOS 2.11 360K. Testing has been carried out for CP/M disks on a Z80 Kaypro II.

About 120 different formats are supported, including Kaypro, Osborne, Tandy, Microbee, Bondwell, Commodore 128, Tele-video and Apple II, but not Commodore 64.

NOTE: Anyone with good public domain educational disks for Apple/IBM/Microbee, please contact us.

APPLE II

(DOS 3.3 format unless otherwise indicated)

DISK No.

- A.1 **GAME.** Trivia quiz game. Extensive with built in editor for adding, changing, deleting questions.
- A.21 **SUPER UTILITIES DISK.** Has disk catalogue manager, menu maker, file manager, DOS command menu, text file reader and more.
- A.41 **WORD PROCESSING AND BASIC LANGUAGE TUTORIAL.** Also contains a word processor and tutorials on basic and assembly language.
- A.101 **COMMUNICATIONS.** A collection of modem and utilities programmes for communicating with bulletin boards, etc.
- ACP.102 **COMMUNICATIONS.** Requires CP/M and Z80 Board. MDM730 is a full featured programme already configured for Apple. Contact bulletin boards, etc. with this excellent modem programme.
- A.121 **ACCOUNTING AND FINANCE.** Programmes for Debtors/Receivables, Cash Flow, calc. interest and mortgage payments, etc.
- A.201 **EDUCATIONAL GAMES** requiring deduction. E.g. murder mystery, adventure (hunting monsters), jig-saw puzzle (manipulating shapes), lotto, etc.
- A.202 **EDUCATIONAL MIXTURE.** Being more assertive, additions, perimeter, area, linear equations, division, logic practice, etc.
- A.203 **EDUCATIONAL — MATHS.** (Mostly primary level). Mid-point, ratios, X-Y graphs, math-dice and a good ecology simulation.
- A.204 **EDUCATION — PRIMARY MATHS.** Includes additions, multiplication, roman and other numerals. Has timer to "beat the clock."
- A.205 **EDUCATIONAL MIXTURE.** Programmes for speed reading, remedial reading, anagrams and maths — equations, function graphs, polygonal patterns, prime numbers, sine, subtraction, tables, etc.
- A.206 **EDUCATION — PHYSICS/MATHS.** Vectors, kinematics, gravity, motion, momentum
- A.207 **EDUCATION — GEOGRAPHY.** Quiz on countries, capitals, continents; has agriculture, water pollution, rainfall, salinity, weather.
- A.208 **EDUCATION — WORD AND NUMBER GAMES** for primary. E.g., prefixes, scrambleword, addition race, fractions, etc.
- A.209 **EDUCATION.** Primary maths with professional standard graphics and various levels of play
- A.215 **EDUCATION. LANGUAGES — FRENCH AND GERMAN.** Displays objects such as house and car and requires the student to identify various parts. Also has a hangman-style game where new words can be added to the vocabulary list. A time programme shows the numerals and asks for the French equivalent.

MS/DOS

- M5 **GAMES. SUPER COMPILED GAMES.** Eight arcade games for those with colour graphics adaptor. Very absorbing. Includes Pango, Gold, Pyramid, 3-Demon, etc.
- M6 **GAMES CHESS.** Several extensive compiled versions of this well-written game are on the disk. Easy to use, with good documentation and attractive graphics.
- M7 **GAME/EDUCATION. PIAND COMPOSER AND GAME.** Allows you to compose music at the keyboard and playback songs on the disk. Good graphics. Requires IBM or close compatible.
- M21 **UTILITIES.** These are essential and include file maintenance superstars like SWEEP and WASH as well as library and squeeze/unsqueeze programmes. Lots of them.
- M22 **UTILITIES WITH ASSEMBLER/DISASSEMBLER.** Has a ramdisk programme, print while you work spooler, wordstar converter, as well as assembler/disassembler
- M23 **UTILITIES.** Make life easier for yourself with programmes like Util, Z, Vtype, ST, Protect, Unprotect.
- M24 **UTILITIES.** Ultra Utilities can unerase files, patch, optimise Basic source code, generate Basic code for custom data bases, and more.
- M26 **UTILITIES FOR PERSONAL MANAGEMENT.** Similar to Sidekick, these are background utilities that provide calculator, notepad/editor, phone index, alarm clock, calendar, printer controls, typewriter simulator, window access to directory, display/remove/copy/rename files, etc.
- M41 **WORD PROCESSOR.** Considered at least as good as the commercial programmes. Contains PC-Write latest version (2.55) plus extensive manuals. For editing and formatting.
- M42 **EDUCATION. TYPING TUTOR.** Also includes some fine programmes for maths/finance/physics calculations, showing formulae and results.
- M61 **GRAPHICS.** A selection of some of the best programmes in the public domain, including an extensive picture-graphics set of commercial standard).
- M82 **LANGUAGE. SMALL C:PC VERSION 1.1.** Ron Cain's compiler for those interested in learning the C language
- M85 **LANGUAGE — PASCAL.** One of the most popular languages for general programming. Well documented. A very good choice for learning to programme.
- M101 **COMMUNICATIONS. MODEMS.** Two major communication programmes — Qmodem and Kermit. Lots of bells and whistles.
- M102 **COMMUNICATIONS. SINGLE-USER BULLETIN BOARD.** Source included. Set up your own message service.
- M121 **GENERAL LEDGER ACCOUNTING.** A small-business recording system.
- M125 **PROJECT/TIME MANAGEMENT.** Improving organisation and goal accomplishment. Arranges information, prompts for action.
- M128+ **INTEGRATED SPREADSHEET.** A two disk set of a comprehensive spreadsheet programme. Has Basic and compiled versions with documentation. \$30 for two disks.
- M142+ **DBASE II/III APPLICATIONS.** Extensive group of Dbase applications, programme extension and algorithms. Includes cheque programme, mail management, inventory control, budgetting and accounting, memo maker, phone index, menu drive, typewriter simulation, depreciation, automatic formatting, search for duplicate entries, Spanish lessons, runtime decoder, graphics and other utilities. Set of 5 for \$50 instead of \$75.
- M143 **FAMILY TREE/GENEALOGY.** Extensive programme in Basic for recording, tracing, grouping, printing, etc., family relationships
- M147 **DBASE III SCREEN/CODE GENERATOR.** Greatly reduces the amount of programming you need to do. Much of the coding is generated to include in your own programme.

CP/M Ring or write for free catalogue.

PUBLIC DOMAIN NEWSLETTER

For news, reviews, views and how to use public domain software subscribe to our bi-monthly newsletter and keep informed on the free programmes that help your computer to serve you. Only \$15 per annum. Includes updates to catalogue.

ORDERS:

*Each disk costs \$15. Add \$3 postage to your total order.
*The Public Domain Newsletter costs \$15 per annum and is issued bi-monthly.
PAYMENT BY MAIL TO: Box C343 Clarence St, PO, Sydney NSW 2000.
TELEPHONE ORDERS: Pay by Bankcard, Mastercard or Visa. (02) 29 2866.
OFFICE: 3 Barrack St., Sydney NSW (02) 29 3810
PLEASE INDICATE THE DISK FORMAT REQUIRED WITH AN ALTERNATIVE FORMAT IF POSSIBLE.

SELECT SOFTWARE

Mail And Telephone Order Only.

We cannot guarantee the suitability of public domain/user-supported software for users' needs or equipment.

SHARP

Simply the best in Computers

PC-7000

FINALIST

PERSONAL
COMPUTER
OF THE YEAR

your
computer MAGAZINE



Real power — 384k RAM,
Fully compatible, Illuminated crystal
display screen. Built-in twin disk drives, Quality printer
available. Fully transportable and priced to go, too! Sharp quality.

For an obligation FREE Demonstration in your office
or home, PLEASE CALL NOW!

**GUMTREE
COMPUTERS**

14A Brisbane Street,
IPSWICH, QLD 4305

(07) 202-3866

ABE

**ASSOCIATED
BUSINESS
EQUIPMENT**

5 Biralee Crescent,
BEACON HILL,
NSW 2100

(02) 982-5049

SOFTERM PC

MICRO-TO-MAINFRAME CONCURRENT COMMUNICATIONS EXACT TERMINAL EMULATIONS

SOFTERM PC CONNECT YOU WITH MAINFRAMES.

Now you can access information services, bulletin boards, electronic mail systems, and even your company's computer from home or office. Softerm PC includes keyboard macros, a built-in phone book for automatic dialing simultaneous capture to print or disk, and much more. Softerm PC's extensive file transfer capabilities provide automatic execution using command files, support for popular protocols like XMODEM, and our own Softrans™ protocol which comes with an adaptable program for your host computer.

INTEGRATES COMMUNICATIONS WITH ANY PROGRAM.

Now you can add concurrent communications to all your favourite programs. Just load Softerm PC into your computer's memory so it will remain resident while you use other programs. Then, with a single keystroke, you can interrupt the current program and use Softerm to print or display files, dial a host computer, use terminal mode, or initiate a file transfer. You can return to the interrupted program and continue working while the other tasks are performed concurrently.

IBM is a registered trademark of IBM

New Release 1986

WORDCOMM

MAKES YOUR IBM® PC WORK EXACTLY LIKE ANY MAJOR TERMINAL.

Softerm PC includes exact emulations of more than 30 popular terminals. All keyboard and display functions are provided for both conversational and block modes.

SOFTERM PC IS A COMMUNICATIONS BARGAIN.

Softerm PC is only

\$ 399

TERMINAL EMULATIONS

TTY Compatible	TeleVideo 910, 921, 925, 950
ADDS Regent 20, 25, 40, 60	Texas Instruments Model 931*
ADDS Viewpoint, Viewpoint/78	TRS-80 Model 16 Console
Data General D200, D410	User Defined
Datapoint 3601, 8220*	*Coming Soon
Digital Equipment VT52, VT102, VT220	
Hazeltine 1400, 1410, 1500, 1520	
Hewlett Packard 2622A	
Honeywell VIP 7205, 7801, 7803, 7813*	
IBM 3101 Model 10 and 20	
Lear Siegler ADM-2, ADM-3A, ADM-5	

Softerm is also available in versions for the NEC APC III, Tandy 1000/1200, Wang PC, TI Professional, DG1, Gridcase and Apple IIe & IIc, MacIntosh version coming soon.

- * 1st QTR 1986 Additional Protocols including Kermit, Hayes, and Clink.
- * Seamless integration provides a transparent, micro to mainframe link to any PC-DOS application. Assigns unused device specifiers such as H: and I: to represent remote systems.
- * One shot from Dataview now included. Allows textfiles to be converted into 7 different formats including: WKS, WRK, DIF, SYLK, ETC.

Suite 203, 156 Pacific Highway
St Leonards N.S.W.
Australia 2065
Telephone: (02) 439 7144, (02) 439 6312
Telex: AA 10713845

Reviews

Javelin 83

"There are spreadsheets out there in accounting land which violate all the classic tenets of program design: they are unstructured, badly planned, inelegant, undocumented, unmaintainable Gothic nightmares" . . . Javelin to the rescue.

Word Machine 92

Like a washing machine, only you feed ideas into it, and it helps you clean them up and hang them into a hierarchical tree format so you can better organise them into an article, a report, an essay or whatever. It's a fine idea, but we can't help that niggling feeling which suggests the outdated pen and paper could do the trick almost as well . . .

Xtree 95

Xtree, Xtree, read all about it. A hard disk manager for your IBM PC, Xtree will allow you to do things with directories that you'd never dreamed possible under DOS alone. John Hepworth thought it was Xtree special.

POWER. PERFORMANCE. PRICE. CONSULTECH – OF COURSE.

TURBO 88

Features:

Microprocessor:

8088 2 running at 8MHz Turbo speed.
Socket for optional 8087-2 co-processor

Memory

Standard 640K Byte RAM, 48K Byte ROM

System Expansion

8 IBM PC compatible slots for user interface

Storage

2 5.25" floppy disk drives with 360KB formatted capacity optional 20MB hard disk.

Power Supply

150W 240VAC at 50Hz

Keyboard

Full ASCII set of 98 keys. 10 programmable function keys

Operating System

Optional MS-DOS 2.11, PC-DOS 3.1

TURBO 286

Features:

Microprocessor:

80286 running at 8MHz with optional 80287 math co-processor

Memory

512K Byte on board expandable to IBM on board 64KB ROM

System Expansion

8 IBM PC/AT compatible slots for user interface

Storage

One 5.25" 12MB, one 5.25" 360KB formatted capacity. Optional 20MB or 40MB hard disk

Power Supply

200W 240. VAC AT 50Hz

Keyboard

Full ASCII set of 98 keys, 10 programmable function keys

Operating System

Optional MS-DOS 3.1, PC-DOS 3.1



CA CONSULTECH
AUSTRALIA PTY. LTD.
271 Blackburn Road,
Mt. Waverley 3149
Tel: (03) 233 8999

Also available from: Vic: Computer-Aid Consulting, Frankston, 783 5854; Elektronik Leisure Pty. Ltd., Lower Templestowe, 850 8514; Lasernet Computing Systems, St. Kilda, 534 8489; Lasercord Computers Pty. Ltd., Mt. Waverley, 233 7000; Rhinoceros Computer Corp. Hawthorn, 698 8020; Systems Reliability Pty. Ltd., South Melbourne, 699 8278; Unique Micro Design Pty. Ltd., Mt. Waverley, 233 5511; B & B Computer Solutions, Wangaratta, (057) 21 9145; Offsys, Mildura, (050) 23 5951; N.S.W. Warjay Computing Aust., Strathfield, (02) 745 1810; J & M Cook Engineering Services, Dubbo (068) 82 8900; A.C.T. Charles V. Price & Assoc. Spence, (062) 58 3114; QLD: Considering Computers, Annerley, (07) 391 7770; Clemens M. Computers, Cairns, (070) 51 5600; W.A. Inlouch Australia Pty. Ltd., Balemam, (093) 32 6923; TAS: Giffard Agencies Pty. Ltd., Glenorchy, (002) 72 6379.

JAVELIN



As spreadsheets continue to mount in popularity, users are having to grapple with the increasing complexity of their models. Les Bell reports on a new product for the IBM PC which could ease their worries.

WHEN SPREADSHEET calculators were first introduced, in the early days of Visicalc and Supercalc, most users were building relatively simple budgets and forecasts on them. However, with the advent of the macro programming facility of packages like Lotus 1-2-3, Symphony and Framework II, some users have started to construct large spreadsheets — typically over 300 Kbytes.

It's rather like the early days of programming: the first FORTRAN allowed the programmer only GOTOs, the weirdest IF statement (called the arithmetic IF) and generally did not support modern structured programming ideas. It was possible (and indeed still is, in languages like BASIC) to create the most impenetrable mass of incomprehensible program code, which even the original author could not understand, let alone update or modify.

There are spreadsheets out there in accounting land which violate all the classic tenets of program design: they are unstructured, badly planned, inelegant (in the engineering sense), undocumented, unmaintainable Gothic nightmares which also have bugs (although discovering or proving that is not so easy). The reason for this is that users are pushing the spreadsheet metaphor for model design to its limits: even with enhancements such as labels and named ranges, the spreadsheet is just not up to the job. It's a bit like trying to design a word processing program in BASIC (don't laugh, it has been done!).

Given all these models are fulfilling some useful purpose in life, and therefore ought to be made to work properly within their lifetime, where does the user look for a more powerful tool for the job? Javelin is just such a tool. This new software package combines the best features of financial modelling languages with the immediacy and interactivity of spreadsheets.

By extending the analogy of financial analysis programs to computer languages, I could say that if Lotus-type spreadsheets are equivalent to assembly language, then Javelin is the first high-level language.

What You See

When Javelin is first started up, it splits the screen into two halves, each of which contains a view of the central information base upon which Javelin is currently working (this is empty at first). The top two lines of the screen are called the edit line and the information line, and they are re-

One of the strengths of Javelin is that it 'understands' time. It knows the names of the months, and can work with time periods of days, weeks, months, quarters, years or user-defined periods (you can even make it ignore time altogether).

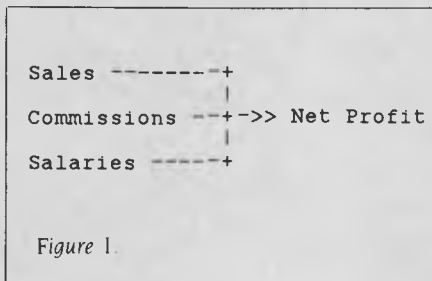
spectively where information is entered, and prompts, instructions and error messages appear.

The major part of the top half of the screen is initially devoted to the **diagram view**, in which Javelin draws a block diagram or flowchart of the model as it is constructed. The centre of this area shows a highlighted variable name, while on the left are the variables which affect it and on the right those which depend on it. Lines link the variables and illustrate the relationships. It is possible to scroll around in this view and see other variables, tracing your way through the model.

The lower half of the screen is initially given over to a **table view**, used to enter formulae and data. Formulae for Javelin look quite different and much more informative than for most spreadsheets; for example:

Net Profit = Sales — Commissions — Salaries

Incidentally, this produces a diagram view as in Figure 1, with the formula dis-



played below it.

After typing in a formula like this one, the next step is to enter some values for the variables. In the old days, we would simply have started with an initial sales figure and then applied a growth factor and replicated the whole lot across the screen. Javelin recognises the real world is a lot messier.

To display a table view for the sales figures, you can use the GO TO key (F5) and then type in the name of the variable you want — sales. In fact, if you cannot remember the name of the particular variable you want, or if your typing is a bit suspect (remember, Javelin encourages the use of long and meaningful variable names), then you can use Javelin's **spell** key. Just type the beginning of the variable name, then press the PC's tab key, and Javelin will complete the variable name, or display a short list of names which match what you've typed so far. By using the up and down arrow keys, you can select whichever one you want. Nice feature.

The table view for a variable shows a three-column table of values. By default, the values are at monthly intervals, starting at the current month (taken from DOS's real-time clock — what do you mean, yours always says January 1980?), but by using the /DV command (Define Variable) you can specify whatever time period you want, as well as other facts about the variable.

As you will have twigged from the above comment, Javelin has slash commands, which work in a menu-driven fashion similar to Lotus 1-2-3 (although the menu appears upside-down for some reason). Of course, the menu choices are nothing like those in 1-2-3.

In addition, you will have guessed that one of the strengths of Javelin is that it 'understands' time. It knows the names of the months, and can work with time periods of days, weeks, months, quarters, years or user-defined periods (you can even make it ignore time altogether). It can also convert time periods; for example, sales and profit might be calculated weekly, but commission paid monthly: Javelin will automatically sum each week's sales to calculate monthly commission. It can also split time periods as well as combining them.

Once values have been entered for commissions and salaries, we can switch to the table view for net profit. Initially, this will display the formula for the variable, ▶

A superior multi-user accounting package within reach of every small to medium size business. CBA Accounting Package.



CBA is the accounting package tailored to small to medium size business requirements. It's inexpensive, and yet it's suitable for multi-user operations as well as single. It's compatible with the most popular PC's, AT's and Local Area Networks.

Suitable for so many tasks and so many operating systems

CBA's highly integrated modules cover an extensive range of tasks, including Accounts Receivable/Sales Analysis, Inventory, Order Entry/Invoicing, Accounts Payable, Purchase Orders, General Ledger, Asset Register, Payroll, Cost Management, Bill of Materials and Report Writing. And all these tasks can be run on the world's most popular operating systems, for PC's, AT's and Networks.

Software that adapts to your changing needs

Rest assured that as your needs expand or as hardware is updated, your CBA software package will adapt. With CBA, redundant software is a thing of the past.

Every aid to quick learning and smooth operation

CBA has on-line help screens and tutorial documentation, which means you can pass on operational know-how within your own organisation. It also includes demonstration files as part of the package.

Plus the technical support of Intelligence Australia

In additional CBA users can enjoy the comprehensive back-up facilities of Intelligence Australia, including hardware maintenance, software support, training and consultancy. Start moving towards revolutionising your accounting function with CBA now. Fill in and post the coupon below for further information. Or alternatively, why not ring Intelligence for a demonstration?

"Proven Multi-User on a wide range of systems"



Intelligence

Business computers making sense

Show me how the CBA multi-user Accounting package can streamline my business.

Name: _____

Company: _____

Address: _____

State: _____ Postcode: _____

CBA Commercial Business Applications
Better for business... by all accounts
Intelligence Australia Pty. Ltd.

60-64 Shepherd Street,
Chippendale, NSW 2008
Tel: (02) 699 3877

93 King William Street, Hyde Park, SA 5061
Tel: (08) 373 0222

123 Moray Street, South Melbourne, VIC. 3205
Tel: (03) 690 6600

YC

FMS

Tools for Professionals

Lattice C \$770

The 16-bit C Compiler used by the experts. Early version sold as Microsoft C. Version 2.15 includes automatic sensing of the presence of 8087 chip, Unix-compatible maths functions, and more.

Lifeboat's Run C \$309

C Interpreter. Perfect for learning or teaching C and debugging C code. Operates like Basic. 100 common functions built in.

Halo-Multiboard \$546

IBM PC Colour Graphics routines: a complete library of graphics primitives for Fortran, Pascal, Lattice C, Basic Compiler, Basic Interpreter, or Assembler. Halo supports the IBM PC Graphics card, the Hercules Card, some other graphics cards, mice and printers. (Price quoted covers one language/card combination.) Plotters.

Panel \$632

A powerful and flexible tool for designing and editing data-entry screens and keyboards. It generates program code in your favourite language for each screen.

PLink-86 \$716

A two-pass linkage editor allowing overlays in C, FORTRAN, PL/1, PASCAL, COBOL and Assembler. Define overlays at link time. PLink is available for CP/M-80, CP/M-86 and MS-DOS.

The Greenleaf C Functions \$404

This library of functions has its main strength in DOS, string, RS 232, color text, and printer functions for the IBM PC. Learn the complexities of C from the examples and source code supplied.

ES/P \$537

The Entry System for Programs is the new, third generation program editor that enables programmers to write 50% faster and 100% better. Includes on-line syntax checking, formatting, structure manipulation, and more. Available now for Lattice C.

ASCOM \$384

Asynchronous Communications Control Program available configured for over 80 different 8 and 16 bit micros.

Available exclusively in Australia from:

FAGAN

MICROPROCESSOR SYSTEMS
95 Canterbury Road, Middle Park, Vic. 3206
Tel: (03) 699 9899 Telex: AA31604

JAVELIN

together with the message 'NOT YET CALCULATED'. Pressing the F9 (Calc) key will display the table for this variable, with the correct values. Javelin does not waste time constantly recalculating automatically — with the size of its models, it would take too long. Whenever models are updated, therefore, it displays the CALC keyword at the bottom of the screen to indicate the model must be recalculated to obtain correct results. It also displays an asterisk beside the model filename to indicate it has been modified and not yet saved back to disk.

All-round Views

Javelin offers several other views of the information base. The chart view displays a variable as a bar chart, with automatic scaling and labelling of axes. The best feature of this view, however, and a unique feature of Javelin, is the ability to adjust values in the chart view. Simply highlight a bar, and use the up and down arrow keys to increase or decrease the variable's value. This view can also be used for data entry, if you don't know the exact values but know the kind of curve you expect.

The quick graph view is very like the chart view, except it produces a line graph. Once again, this can be adjusted dynamically and even used for data entry. The formulas view can be used to show all formulas in the model, or to display all the formulas upon which a particular variable

The notes view allows the entry of annotations for each variable. It's probably not the ideal way to document a model (I don't know what is), but it's a damn sight better than previous spreadsheet systems have provided.

depends, or those formulas which depend upon it.

The graph view displays a high-resolution graph in any of a number of styles, such as line, bar, stack bar, %bar, horizontal bar, pie, and XY plot. Seven variables can be plotted simultaneously, and the graph view allows for control of scaling, labelling, legends and time limits.

The notes view allows the entry of annotations for each variable. It's probably not the ideal way to document a model (I don't know what is), but it's a damn sight better than previous spreadsheet systems have provided. The errors view displays error messages for diagnostic purposes.

Arithmetic	SUM, AVG, MAX, MIN
Rolling	RSUM, RAVG, RMAX, RMIN, CUM
Time series	TSUM, TAVG, TMAX, TMIN, COUNT
Sum to date	MTD, QTD, YTD
Lead, lag, etc.	NEXT, PREVIOUS, VALUE, CHANGE, PCT
Time span limits	BEGIN, END, RANGE
Number of days	MDAYS, QDAYS, YDAYS
Period conversion	DAILY, WEEKLY, MONTHLY, QUARTERLY, YEARLY
A, B	
Date comparison	BETWEEN, UNTIL, SINCE, LENGTH
Logical	IF, AND, OR, NOT
Statistical	VAR, STDEV, CORR, LN, EXP
Prediction	SLOPE, INTERCEPT, PREDICT
Trend	TREND, TRENDCORR, TRENDSLOPE, TRENDSTART
Mathematical	SQRT, ABS, MOD, INT, ROUND
Financial	NPV, PV, FV, IRR, PMT
Depreciation	DEPRSL, DEPRDECL, DEPRSOYD
Bond value	BONDPRICE, BONDYTM
Time series growth	INTERP, GROW, GROWRATE
Miscellaneous	SELECT, F

Table 1: Javelin functions, by type.

JAVELIN

The macro view allows the definition and editing of stored keystroke sequences. At first I wasn't entirely sure of what this could be used for, since Javelin's modelling capabilities effectively remove the need for macros. But they do have their uses; more later.

Finally, there's the **worksheet view**; yes, Javelin can function like dear old 1-2-3 if it has to. The worksheet view provides the most convincing demonstration of Javelin's power: it can effectively create a spreadsheet with no data entry on the part of the user. For example, listing some variable names down the left-hand margin of the worksheet and then inserting a date at the top of a column will cause Javelin to automatically insert all the values into the right places. Pressing return a few times will insert dates and values into successive columns completely automatically; the data is already in the information base, and all Javelin has to do is extract it.

So far, so good — Javelin obviously has some smart ways of manipulating data and displaying it, and the central information base idea is a good one. But Javelin goes way beyond that.

The program is rich in functions for time calculation and time period conversion, as well as in financial functions such as bond pricing and yield to maturity, various depreciation schedules and the like. See Table 1 for full details.

Building Blocks

If these functions are not enough, it is possible to define your own, through what Javelin calls **building blocks**. Being a systems engineer by background, I would call these transfer functions or black boxes. There are five different types of building blocks: look-up table, curve, time delay, import data and roll-up.

All the building blocks accept input variables and in some way produce outputs. The look-up table building block does this by using the input variable as an index into a table and thereby selecting the appropriate output value. The curve building block is similar, except the transfer is not defined tabularly, but by drawing a graph. This is particularly useful for specifying a function like price elasticity of demand.

The time delay building block can be used to handle situations like delays between invoicing and receiving payment. However, it is more powerful than it at first appears: it does not simply apply, say, a four-week delay to its inputs; instead, a curve is defined which specifies what percentage of the input appears at the output over a time period. So, if 20 per cent of customers pay in 14 days, 50 per cent in 30 days, 20 per cent in 60 days and 10 per cent in 90 days, the building block will output 20 per cent of its input in 14 days, 50 per cent in 30 days and so on. Of course, this is not what really happens, but statistically speaking it's quite correct.

The other two building blocks are used for consolidating information from other models. The import data building block can be used to abstract data from other models, while the roll-up block organises models into a hierarchical structure, with automatic consolidation. This one requires a bit of planning!

The building block concept is powerful, providing as it does a modelling equivalent to the structured programming concept of abstraction, equivalent to subroutines or functions. It would have been nice to see a building block which could be used to mask away the details of some complex formulas, purely for purposes of abstraction. ▶

Cursor movement:	@RIGHT, @LEFT, @UP, @DOWN, @PGUP, @PGDN, @HOME, @END, @CTRLRIGHT, @CTRLLEFT, @CTRLHOME, @CTRLEND
Other keys:	@ESC, @ENTER, @SPACE, @SLASH, @INS, @DEL, @SPELL, @CTRLK, @CTRLY, @CTRLQ, @@ (at)
Function keys:	@F1, @F2, @F3, @F4, @F5, @F6, @F7, @F8, @F9, @F10
Prompt or pause:	@READ, @PAUSE, @PROMPT text
Flow of control:	@LABEL label, @JUMP label, @EXIT
Conditional macros:	@IF condition, @THEN action, @ELSE action, @ENDIF, @ERROR
User-defined menus:	@SELECT text, @CHOICE label text, @ENDSELECT

Table 2: Javelin macro commands.

FMS 'C'

Tools for the Professional

Fortrix 'C'	\$1750
Fortran to 'C' Translator	
Fortrix C+	\$2058
Bastoc	\$1018
Basic to 'C' Translator	
Basic C	\$355
C source functions which simulate BASIC	
Lattice-Window	\$632
Simple to use multiple full windows for IBM-PC	
Lattice db-C	\$446
ISAM library with DBASE II or III file compatibility	
Lattice LMK (UNIX make)	\$478
Track dependencies. Builds batch files automatically	
C Cross Reference Generator	\$202
Symbol listings and line references	
BTRIEVE for PCDOS	\$537
B-Tree subsystem	
PHACT	\$546
Portable B-Tree subsystem	
MSD C Debugger for PCDOS	\$451
Source level C debugger	
PFINISH	\$601
Execution timing analysis	
PPIX for PC/MS-DOS	\$442
Multi window debugger	
PPIX Plus	\$823
Symbolic version	

Update your early Microsoft/Lattice C for \$150.00.

Source code available for many products.

FREE 'C' CATALOGUE

Available exclusively in Australia from:

FAGAN
MICROPROCESSOR SYSTEMS
95 Canterbury Road, Middle Park, Vic. 3206
Tel: (03) 699 9899 Telex: AA31604

The MacCentre

THE ONLY PLACE TO BUY A MACINTOSH




AUSTRALIAN
APPLE DEALER OF THE YEAR

WESTERN APPLIED COMPUTERS
CNR. VICTORIA & CHARLES ST.
FOOTSCRAY

689-8624 689-8834

FLOWLINE

- *640K RAM
- *2 X 360K DISK DRIVES
- *BATTERY BACKED CLOCK/CALENDAR
- *SERIAL, PARALLEL, & GAMES PORTS
- *COLOUR GRAPHICS CARD
- *EIGHT SLOT MOTHER BOARD
- *XT OR AT STYLE KEYBOARD
- *12 months warranty, parts and labour
- *Turbo machine \$100.00 extra



ONLY: **\$1600.00**

NEC APC 111 PERSONAL COMPUTER

EG.

*2 X 640K DISK DRIVES 128K MONOCHROME	\$3400.00
*2 X 640K DISK DRIVES 128K COLOUR	\$4000.00
*1 X 640K DISK DRIVE & 20MB H/D MONOCHROME	\$5000.00
*1 X 640K DISK DRIVE & 20MB D/D COLOUR	\$5600.00

Phone for other NEC requirements

SPERRY PC IT

*1 X 360K DISK DRIVE 256 RAM, SERIAL, PARALLEL & MONOCHROME	\$3900.00
*1 X 360K DISK DRIVE 1 X 10MB H/D 256K, etc & MONOCHROME	\$6400.00

Phone for other Sperry requirements

IBM PC OPTIONS:

10MB HARD DISK & CONTROLLER	\$875.00
20MB HARD DISK & CONTROLLER	\$990.00
FLOPPY DISK DRIVE 360K IBM	\$239.00
8087 COPROCESSOR	\$270.00

COMPUTER MAINTENANCE AND REPAIRS.

FLOWLINE ENGINEERING, FOR ALL COMPUTER AND RELATED EQUIPMENT

Phone now for quote.

CALL WRITE OR VISIT OUR SHOWROOM AT:

375 NEPEAN HIGHWAY, FRANKSTON 3199.

or, SEND ORDER BELOW.

Name

Address

Postcode

Please rush me:

..... \$

..... \$

Enclosed please find cheque/money order for \$

Finance available to approved customers.

COMPUTERS

-The Compatible People
375 Nepean Highway, Frankston 3199.
Telephone - 783 5099 783 9457

Telex: AA 10717402

MONITORS:

SAKATA MONOCHROME	\$180.00
ROLAND MA121 MONO	\$205.00
ROLAND MA122 MONO	\$205.00
ROLAND CC121 COLOUR	\$900.00
TAXAN VISION 3 DTX COLOUR MONITOR	\$690.00
	\$445.00

RGB COLOUR

MONITOR \$680.00

PRINTERS:

SUPER 5 120 CPS	\$475.00
BROTHER 132 col 180 cps	\$695.00
BROTHER TWIN 5	\$1650.00
DAISY WHEEL HR10	\$389.00
DAISY WHEEL HR15	\$680.00
NEC P2	\$900.00
NEC P3	\$1100.00

INTERFACE FOR IBM:

M/F CARD 384K/OK	\$199.00
MEMORY CARD/OK	\$99.00
MONO GRAPHIC (HERCULES)	\$199.00
COLOUR GRAPHICS IBM	\$169.00
PARALLEL CARD	\$69.00
SERIAL CARD	\$79.00
DISK DRIVE CONTROLLER	\$139.00
HARD DISK CONTROLLER	\$399.00
JOYSTICK CONTROLLER	\$99.00
APPLE CONNECTION CARD	\$495.00

MOUSE	\$197.00
JOYSTICK	\$45.00

DISKETTES:

5¼" SSDD HARD BOX	\$35.00
5¼" SSDD SOFT BOX	\$25.00
5¼" DSDD	\$44.00

MODEMS:

V21/V23 300/1200-75	\$199.00
V21/V22 300/1200FDX AUTO ANS & DIAL (HAYES)	\$499.00
BAUD RATE CONVERTER INCL SOFTWARE	\$230.00


SOFTWARE:

ACCOUNTING 1	\$595.00
WORDSTAR 2000	\$595.00
DBASE 111	\$795.00
LOTUS 123	\$799.00

MULTIMATE ADVANTAGE	\$800.00
MULTIMATE 3.31	\$650.00
JUST WRITE	\$199.00

Phone for other prices

WORD MACHINE



WORD MACHINE

Processing Ideas

Do you have trouble organising ideas when working on reports, essays, letters or manuscripts? The Word Machine is designed to help you order all those lightbulb flashes into a tree format for processing. Jon Fairall was impressed with the concept of the program, but found the actual execution of the idea lacking.

WORD MACHINE

RECENTLY, THE esteemed editor of *Your Computer* sidled up to me and said: "Pssst ... wanna look at an idea processor?" Always a sucker for novel software, I jumped at the opportunity. Sometimes you turn up a gem, sometimes a lemon.

It's called the 'Word Machine', and the droll fellas at Troll Software have included a bound manual, a master disk and a demonstration copy with the package. Nothing is copy protected, so the first step is to back it up. So far so good.

The Word Machine is an *idea* processor, not a word processor, and should be used to order thoughts, organise essays and keep track of the relationships between a host of interrelating factors in complex projects.

The concept is simple: ideas are entered hierarchically on a 'tree' as lines of text, then refined and organised into a coherent whole.

A single-keystroke approach means the user can move from place to place with ease. Each 'branch' of the tree of ideas is assigned a number where it splits from the branch above, so there is a menu of choices at each level of the hierarchy. Moving down is merely a question of selecting the right number, and moving up is a matter of pressing the Escape key.

However, ideas are rarely this ordered, so Word Machine offers a number of other methods of linking thoughts together. A 'return jump' allows you to mark a spot anywhere in the text with 'X'. Hitting return will always send you to that spot, and the 'X' is repositioned in the place you left, so it's possible to jump back and forth across the document.

Another horizontal move, which allows you to put a permanent marker (in the text, to cause a jump to another branch), is grandly referred to as a 'hyperspace jump'. Selecting that branch from the menu will then cause a jump to another one. In this way you can direct ideas from one branch to another, from one level to another. At this stage the tree analogy starts to break down and you're left with a bird's nest of ideas, but that's life.

One of the problems with this sort of

program is ideas may get too big for the screen and you can easily get lost. To avoid this, Troll Software has developed a window-like feature on the Apple. A window is defined as being between any lines on the screen, and as long as you keep the cursor within the window you can carry out the usual manipulations without affecting the rest of the screen. The number of windows allowed is limited only by the size of the screen, and each can be operated independently.

Is Word Machine any good? The answer is a qualified 'Yes'. A word handler is a great way of disciplining your thoughts, but the way this one is implemented it would probably be easier to do the same thing with pencil and paper.

Having come up with a good idea for a software package, Troll seems to have tripped up over some details. For instance, there are no less than five cursors, each with a different function. If you want to move about the document you use the scan cursor (represented by @); you have to change to the pen cursor (/) to be able to write; the clip cursor (%) erases and moves letters to the clipboard; the screen cursor (-) is used to set windows; and the window cursor (=) is used to move window boundaries up and down.

Bamboozled? Now consider that the machine reacts differently, depending on which cursor you're operating. For instance, it responds to the down arrow by moving the cursor down one line, but only when the scan cursor is operating. In the presence of the pen cursor a down arrow will scroll the screen; a window boundary is lowered for the window cursor; and a line is drawn from the clipboard on the screen when the clip cursor is set.

Supposedly simple manoeuvres, such as changing a word or altering a line, require the selection of three different cursors. In fact, the editing facility doesn't even include an insert function — if you want to add a word you have to retype the entire sentence.

Troll Software warns that the Word Machine is not a word processor, and no doubt argues it should not be assessed as such. However, the essence of this type of software should be the ability to chop and change, switch things around, change ideas which don't work, rewrite paragraphs, cut and paste until you have something you like. Word Machine gives you a thousand reasons not to bother.

The philosophy behind Word Machine is sound, but it's badly executed. Watch out for the remake — it should be great. □

RATINGS:	POOR	GOOD	V.GOOD	EXCELLENT
DOCUMENTATION	██████████	██████████	██████████	██████████
EASE OF USE	██████████	██████████	██████████	██████████
DESIGN	██████████	██████████	██████████	██████████
RELIABILITY	██████████	██████████	██████████	██████████
VALUE FOR MONEY	██████████	██████████	██████████	██████████

Supplier:	Troll Microsoftware, PO Box 21, Lyneham 2602; (062) 47 4460.
Price:	\$85

THANK YOU!

SUPER MODEM

One of the most outstanding successes in computer communications has just got better! The Australian made, Telecom approved, Super Modem communicates at 300, 600, 1200 or 1200/75 baud rates and supports both world standard (CCITT) and American (BELL) protocols, and now comes with a 12 month warranty. Add to that a built in telephone, intelligent design (no more dip-switches to fiddle with) and auto-answering!

COMMODORE VERSION

Comes complete with Viatel software and terminal software. Upload and download files, and emulates an 80 column screen via high resolution graphics!

IBM VERSION

Includes Viatel software and terminal software. Upload and download ASCII, XMODEM, Viatel, or Kermit files, emulate mainframe terminals including IBM-3101, VT-100, VT-52, TV-910/920, H-19, and more... Windows, colour options, special protocols, macros, the works!

SPECIFICATIONS:

BELL 103, BELL 202, CCITT V21, CCITT V23 (Mode 1)
600 baud half duplex, CCITT V23 (Mode 2) 1200 baud half duplex with or without an equaliser, Videotext 1200/75 or 75/1200 (switched), Power supply and telephone included, Standard RS232C interface or connects to user port (Commodore version).

RS232 version:	\$279
Commodore 64 or 128 version:	\$299
RS232 version with IBM software:	\$339

THE FIRST NICE MODEM



BORLAND BONANZA

SIDEKICK (COPY PROTECTED)	\$ 67.20
SIDEKICK (NON-COPY PROTECTED)	\$ 76.80
SIDEKICK (MACINTOSH)	\$ 93.60
TRAVELLING SIDEKICK (REQUIRES SIDEKICK)	\$102.00
SUPERKEY	\$ 94.80
TURBO DATABASE TOOLBOX	\$ 79.20
TURBO EDITOR TOOLBOX	\$ 88.80
TURBO GAMEWORKS	\$ 88.80
TURBO GRAPHIX TOOLBOX	\$ 79.20
TURBO LIGHTNING	\$117.60
TURBO PASCAL V3	\$ 88.80
TURBO PASCAL W/8087	\$124.80
TURBO PASCAL W/BCD	\$124.80
TURBO TUTOR	\$ 51.50
REFLEX	\$156.00

20 MEGABYTE TANDON HARD CARD

- *Fully American import
- *Shock impact chrome dioxide (not standard iron) surface
- *Seek time a lightning fast 80ms
- *Power consumption: only 11 watts (Power supply upgrade not required)
- *Hard disk directory organizer software supplied free!
- *Hard disk formatting and diagnostic software free!
- *Now keep your floppy disk drives, add a second hard disk or keep expansion room for tape backup
- *Now transport all your data by just unplugging our card without lugging a computer around with it.

\$1395

LOOK!

AT compatibles from	\$3299
Turbo PC compatibles from	\$1985
HP Laserjet	\$4999
Riteman C+	\$ 499
Olympia NP165	\$ 490
Epson LX80	\$ 499
IBM 10Mhz turbo card	\$ 460
Apple 1MEG memory card	\$ 713
Apple modem with Viatel	\$ 240
Zenith ZVM green screen	\$ 195
Supervision III	\$ 749
Hercules compatible card	\$ 195
Color graphics card	\$ 165
AT compatible keyboard	\$ 175
Enhanced 5151 PC keyboard	\$ 185
Grappler+	\$ 56

COMPUTER HAVEN

A DIVISION OF MALABAR TRADING PTY. LTD.


INC. IN N.S.W. SINCE 1966

183 MAROUBRA ROAD,
MAROUBRA, N.S.W. 2035

TEL.: (02) 349-2366

VIATEL: *248753*

MAIL ORDER FACILITY



OR SIMPLY PHONE

Prices subject to change without notice.

ADD \$5 POSTAGE & PACKING MOST ITEMS.

X-HILARATING, X-CITING, XTREE

We've rarely heard John Hepworth go into such raptures over a program as he did over Xtree, a hard disk manager that does all the fiddly things you can't do easily (or at all) with DOS. Read his paean of praise for yourselves.

GOT A hard disk? Quick — tell me *right now* what directories and subdirectories you have and what files are in them. You can't? Join the thousands of others in the same predicament. Want to run a program but can't remember its location or the syntax to invoke it? Like to copy some files to a disk and want to know if it has enough free space to fit them? Want to move files between subdirectories without copying? Want to do so many other tasks but get frustrated by DOS?

Xtree provides the answer to all these problems, and more. It is a hard disk manager for all users, and even the most computer naive will find it of use as soon as they graduate from one of those hand-holding menu systems.

Xtree is easier to use than to describe, so let's take a walk through a typical session. By the end I'm sure you'll be sending off your order for a copy.

Main Screen

Fire up Xtree from the DOS prompt manually by typing Xtree — not too hard so far. Most users will do this from their AUTO-EXEC.BAT file so the program is invoked at the start of every session. A screen will appear with the Xtree logo filling the left two-thirds of the screen and a column of disk information on the right. Xtree is reading the disk directory information and building an image of it in memory. The information includes the disk drive identification letter, the free space available, the number of files on the disk and the total of their sizes, the current directory, the number of bytes in files in that directory, and the number and total size of tagged files (more on this later).

When all the information is loaded into the memory image, the left two-thirds of

the screen clears, and divides horizontally into two windows (see Figure 1).

The Windows

The top left window is the directory window, containing a map of the directory structure of the disk. A cursor appears over one of the directory names. The bottom left window is the files window, with the names of the files in the directory selected by the cursor in the directory window.

In the sample screen you will notice all the files are in alphabetical order. Alternative sorts by 'extension', 'creation date/time' or 'file size' are also available. Up in the right corner of the screen you will see 'FILE *'. This mask selects which filenames will be shown on the screen. Xtree defaults to * * and shows all files in the subdirectory. If the user has selected *.BAT then only files with a .BAT extension will be shown.

Pressing return jumps the cursor down to the file window; pressing it again removes the directory window, and the file window expands to fill its place. Pressing return a third time displays the directory and file windows as before, with the cursor back in the directory window.

The Directory Window

In the directory window appears a map of the screen, with lines connecting down and across from each directory to directories beneath it. At the bottom of the screen is a menu bar. In each word in the menu one letter is highlighted; pressing A for 'available' shows the available space on a selected disk. D(elete) removes the subdirectory under the cursor if it is empty. (F)ilespec allows the 'mask' for the displayed files to be changed. (L)og Disk

permits a change to a different drive or a relogging of the same disk. (M)akedir is particularly useful: after pressing M, Xtree asks for the name of a subdirectory to be created, and creates it under the directory on which the cursor rests.

(P)rint allows for a listing on the printer of all tagged files, or of a list of all the possible paths on the disk, or of a diagram of the disk's directory structure. The printouts have left margins, are split into numbered pages, show the disk volume label and are dated and timed!

(R)ename will do just that for directory names — something DOS can't do. (S)howall displays all the files in any directory on the disk, sorted in selected order. The (F)ilespec mask is still active, so *.BAT will show all .BAT files in every directory.

Xtree allows a number of commands to work on multiple files, which must be tagged before the command is executed. Pressing (T)ag marks each file in the current directory which meets the current Filespec — if it is *.BAT then all .BAT files in the current directory will be marked. Control-(T)ag marks all matching files in any directory on the disk; (U)ntag and control-(U)ntag do the reverse. (V)olume allows a volume label to be placed on the disk.

E(x)ecute is beaut! It drops you back to a DOS-like environment while leaving Xtree resident. Any normal DOS command can now be run, and other programs like Lotus 1-2-3, Wordstar and so on will operate. At first I thought there would have to be a speed loss under such circumstances, but none of the benchmarks I've run shows any variation in speed with or without Xtree. After exiting the application program, hitting Enter returns to Xtree. The disk is relogged after re-entering.

Four more directory commands are available from Xtree, in conjunction with the alt key. Alt-(F)ile Display changes the files from name and extension to name/extension/attributes to name/extension/attributes/date/time. Alt-(S)ort Criteria gives the option of sorting files in the display by name of extension or size or creation date. Alt-(T)ag and alt-(U)ntag

tag or untag files whose attributes match those selected by the user.

The File Window

Hit return, and the cursor jumps from the directory window to the file window. Now a whole new set of commands is available.

(A)tttributes sets or removes the read-only, hidden, system or archive attributes from the file under the cursor. Control-(A)tttributes does the same for all tagged files in the directory. (C)opy copies the file, with a new name if desired, to any directory on any disk, while Control-(C)opy copies tagged files to another disk after making matching directories. (D)elete and

The information includes the disk drive identification letter, the free space available, the number of files on the disk and the total of their sizes, the current directory, the number of bytes in files in that directory, and the number and total size of tagged files.

control-(D)elete remove the file under the cursor or all tagged files. (F)ilespec changes the filename mask and (L)og Disk reads the directory of a selected disk.

(M)ove moves a file from one directory to another without copying — only the directory information is rewritten. Control-(M)ove does the same for all tagged files. (P)rint lists the file under the cursor on the printer, and control-(P)rint lists all tagged files. (R)ename does just that for the file under the cursor or, in conjunction with control, on all tagged files. Files can be (T)agged and (U)ntagged from within the file window, and may be E(x)ecuted from the file window particularly easily.

(V)iew is especially good, allowing a browse of a file. Up to 10 markers can be set, and for the remainder of the viewing session a jump can be made straight to a marker. Pressing Home or End jumps straight to the start or end of a file. The


display can be scrolled horizontally or vertically with the cursor keys, and can automatically scroll at one of nine speeds. Pressing (H)ex gives a display of the file contents in hex in the left three-quarters of the screen and a matching ASCII display on the right. Fantastic!

The Bottom Line

Xtree replaces the DOS commands like TREE, MKDIR and RMDIR, and does so

on-screen with only a couple of key-strokes. Making and deleting directories is a snap. Xtree replaces a whole swag of public domain programs like Util, Volser, Move, Alter and XDIR, Cat, Browse and so on with one integrated, convenient, powerful unit. Even the price is right, at \$99 recommended retail. I'm sure all PC users will buy a copy and won't ever work without it again. □

Figure 1. Xtree's main screen.



PRODUCT DETAILS

Supplier:

Perfect Information (Australia), PO Box 46, Crows Nest 2065; (02) 957 6686.

Price

\$99.

RATINGS: POOR GOOD V.GOOD EXCELLENT

DOCUMENTATION ██████████

EASE OF USE ██████████

DESIGN ██████████

RELIABILITY ██████████

VALUE FOR MONEY ██████████

XENIX SYSTEM V

The Unix for Business & Commerce

NOW AVAILABLE

- XENIX 286: IBM AT & close compatibles, TI PRO, Olivetti M28, Compaq, NCR PC8, Mitsubishi 286, Corona ATP, Sperry PCIT.
- XENIX 86: IBM XT & close compatibles, ITT, Olivetti M24, Sperry, Wyse, Compaq, Ericsson, Leading Edge, Mitsubishi, NCR PC86, Tandy 1200.
- XENIX 68K: Macintosh XL.
- XENIX 11: PDP-11/23, PDP-11/73, Pro 350, Pro 380. (Note: XENIX 11 is not System V).

WHY XENIX?

- Full commercial support and training.
- Wide and local area networking.
- Multi-user, Multi-tasking.
- User access controls.
- Enhancements: File and record locking; Shared Data, Automatic File System, check and recovery.
- Inter-process communications — signals, pipes, print spooler and semaphores.
- Xenix is an entire software family.
- Xenix lets users tailor their environments.
- Electronic mail.
- Small, fast kernel — Full Unix System V optimised for speed on micro-computers.
- Xenix has been installed on more microprocessor-based computers than all other UNIX based operating systems combined.
- Expanded and improved documentation.
- Xenix is full UNIX system V, only better.
- Xenix has superior multi-tasking design.
- Xenix is tuned for the micro-computer environment.

WHY BLUE SKY?

- We have been in business since 1978.
- We have been involved with computers since our inception.
- First Xenix sold in 1982.
- We know Xenix.
- Some of our customers include: NCR — Health Commission — Commonwealth Bank — Westpac — Telecom Australia — Philips — TAFE — WICAT — Dept. Science & Technology — University of New South Wales — University of Sydney.

MEDIA TRANSFER

Blue Sky Industries designed and developed the extremely versatile system now marketed by NASHUA as the NASHUA DATA CONVERTER. • We provide a disk-to-(& from)-magnetic tape transfer bureau. • MAGTAPE — FLOPPY * UNIX — MSDOS — CP/M — CP/M-86 — PCDOS. 8" — 5.25" — 3.5"

SOFTWARE

	APPLE 2+	APPLE 2E & 2C	APPLE MACINTOSH	CP/M-80	CP/M-86	FUDOS	MSDOS	Xenix V 86	Xenix V 286
TYPEQUICK									
AZTEC 'C' personal compiler developer	•	•	•	•	•	•	•	•	•
commercial	•	•	•	•	•	•	•	•	•
AZTEC 'Z' editor									
TIMAKER III integrated office				•	•	•	•	•	•
MULTIPLAN spreadsheet								•	•
INFORMIX relational database								•	•
FOX-BASE								•	•
LYRIX word processing								•	•
LEVEL 2 COBOL Ansi 74 standard								•	•
FORMS 2 Cobol Development Tool								•	•
ANIMATOR Cobol Symbolic debugger								•	•
C-ISAM								•	•
IBM MAINFRAME COMMUNICATIONS								•	•
MS-NET MSDOS/PCDOS Networking								•	•

HARDWARE

- Winchester disk controllers for S-100, IBM PC, stand-alone.
- 8 Port intelligent communications board for S-100, IBM PC, IBM AT.
- Statistical Multiplexers 8-16-24 ports with error correction.

BLUE SKY

BLUE SKY INDUSTRIES PTY. LTD.
 2a Blakesley St., Chatswood, N.S.W. 2067.
 P.O. Box 131, Lindfield NSW 2070. National: (02) 419-5579. International: +612 419 5579.
 Telex: 74994.



Viatel Videotex Packs for:

- IBM—PC
- Apricot
- Sirius
- Apple II/Ile
- BBC
- Tandy 3

\$299 inc. Tax
BBC & Tandy

\$399 inc. Tax
Tax all others

We've just become the Australian distributors for the highly popular XyllyX Videotex packs. With the product line we made a scoop purchase of packs at such low prices that we can make an introductory offer to you at almost half the the regular price.

These packs are brand new and fully warranted. They contain everything you need to connect to Viatel's Videotex service and/or to a range of databases & bulletin boards. Included is a Sendata 1200/75 plus 300bps modem with handset; power supply; data cable and Multicom or XyllyX (depending on model) software. The Apple models also include a serial interface card.

Hurry call us now — This offer is valid only for existing stocks until sold.

Suite 4, 1051 Pacific Highway
 P.O. Box 152
 Pymble NSW 2073

(02) 449 8233



Subscribe NOW to 'Your Computer'

ESPECIALLY SELECTED FOR YOU!

The Labtam 3004 multi-user, multi-tasking desktop computer is the system you have been waiting for. The 3004 is not just another personal computer, but a computer with the power of a mini system. The 3004 is ideally suited to a multi-user environment or in a network. Ergonomically designed, the 3004 boasts a footprint that fits well into any work situation. Engineered to Labtam's high design specifications, the 3004 is reliable and versatile; this is enhanced by many uniquely Australian computer design techniques. The Labtam 3004 runs the popular multi-user, multi-tasking operating system CCP/M with up to five users or the single-user MS-DOS. This allows access to an extensive range of application software.

MASS STORAGE DEVICES.

Standard-Two 5¼ inch floppy disks or one 5¼ inch floppy disk and one 5¼ inch 10 or 20 megabyte hard disk.

BASIC SYSTEM CONFIGURATION.

5 RS232C Serial input/output channels. Centronic parallel interface port. Keyboard interface. DMA network channel. Parallel input. Mouse interface. Diagnostic panel.

DISPLAY.

The 3004 is supplied standard with a Monochromatic high-resolution display with tilt and swivel characteristics (a colour display with high resolution of 800 x 600 pixels optionally available).

The graphic controls subset (VT-125 regis), enables tailoring of software in simple step tasks. Non English character sets can be programmed to suit user environment requirements. A direct bit by bit dump of the entire screen is available to LABTAM support Dot Matrix Graphics Printers.

NOT ONLY WILL YOU BE IN THE RUNNING TO WIN THIS SYSTEM — WORTH OVER \$13,000 — BUT YOU ALSO RECEIVE AN EXTRA BONUS!!

All for only \$35.40 for 12 months or save \$5.90 and subscribe for 2 years.

Your free gift, when you subscribe to 'Your Computer' magazine, is the indispensable Swiss Army Knife! Always a reliable companion, this knife features wire stripper, can opener, cap lifter, key ring and a large and small blade, plus a screwdriver. Just about everything you need in an emergency.

YOU MUST ACT NOW!

Simply complete the subscription card in this magazine and send it FREE to us. Within six weeks you will receive your Swiss Army Knife and be enjoying articles in the first of your home-delivered YOUR COMPUTER magazine.

**CLAIM
YOUR FREE
GIFT TODAY**



* YOUR NO-RISK GUARANTEE *
* If, for any reason, you are not completely *
* delighted with YOUR COMPUTER . . . simply let *
* us know, and we'll gladly refund the unused *
* portion of your subscription. *

magazine and **WIN!** This reliable and versatile Desktop Computer System could be yours!

The Labtam 3004 looks identical to this 3003 model, but has extra internal expansion capacity.

Subscribe for 2 years and Save almost \$6!

DOUBLE YOUR CHANCES

If you subscribe for two years you will be entered twice in the grand prize draw. That means two chances to win the grand prize! Not only that, but you'll enjoy a generous discount of \$5.90 off the total price of your subscription. **THAT'S AN OFFER TOO GOOD TO REFUSE!!!**


NSW Permit No TC86/531 issued under the Lotteries and Art Unions Act.
VIC Raffles and Bingo Permits Board No 86/271 issued on 13/03/86
ACT Permit No TP86/161 issued under Lotteries Ordinance 1964
(Offer valid until 30th November, 1986)



DON'T DELAY . . . MAIL YOUR SUBSCRIPTION CARD TODAY TO RECEIVE YOUR FREE GIFT!

If the Subscription Card is missing, simply phone The Federal Publishing Company (02) 663-9999.

AN IBM PC/XT'S VIEW OF A LASERNET TURBO PC/XT...



...at less than \$2000 INCLUDING Epson Printer.

The Lasernet system is 75% faster than IBM at a fraction of the price. Fully compatible with IBM PC/XT software, it comes with dual 360K Mitsubishi floppy drives, 640K RAM, a parallel, serial and games port, clock/calender, 135 Watt power supply, quality cherry switch style keyboard. It runs MS/PC-DOS 2.11/3.1/CPM86 flight simulator etc.

We offer you a choice of a green or amber Mitsubishi composite monitor. The total price is \$1995 which includes tax and the Epson LX80 printer complete with tractor kit.

Optional Extras: The above system is also available with a number of options. For:—

- 10 megabyte hard disk add \$899
- 20 megabyte hard disk add \$999
- colour monitor upgrade for above systems add \$299
- Hi-Res. monochrome monitor upgrade for above system add \$99.

Lasernet offers a full support service and a **12 Month Warranty** on system unit and Epson printers.

**SUPER
SPECIAL**
Epson LX80 &
FX105 NLQ
printers at unbeatable
prices

LASERNET

Computing Systems Pty. Ltd.
248 St. Kilda Road, St. Kilda. 3182
Phone: (03) 534 0489
Telex: AA 30625



FOR SMARTIES

Part 8

Les continues his investigation of the C language with a look at an area where C is quite different from most other languages — string handling.

MANY PROGRAMMERS starting C for the first time, especially if they've previously used BASIC, are prone to comment about how primitive C's string handling is. Perhaps it is, at the basic level, but it's also surprisingly versatile and fast enough to be used extensively where BASIC would simply fall over.

By now you should be aware of the difference between single characters in C and strings. Single chars are stored quite frequently in integers, and single char constants have single quotes around them ('A'), while strings are stored in char arrays and string constants are surrounded by double quotes ("constant").

In other words, when you write:

```
char name[40];
```

you are actually reserving an area of memory called name, which is big enough

to store 40 characters. The C compiler stores no information about this array other than where it will end up in memory — its address — which it maintains under the name 'name' (in this case).

This has two corollaries: first, if you want to store more than 40 characters at that address, the C compiler will let you go ahead and do it. C assumes you know what you're doing, and that if you want to do something that might otherwise be silly, you must have some reason for doing it.

If you do put more than 40 characters in the array name, they will overwrite whatever follows it in memory. Chances are these will be other variables in your program, and this will give rise either to some mysterious behaviour or a complete crash.

The other corollary of the way C works is

that the compiler stores the address where the array will be stored under the array name (which is also 'name' in our example). In other words, the name of an array is also the address where the array is stored.

In C syntax, this equivalence is written as:

```
name = &name[0]
```

Another way of looking at it is that an array name is a pointer constant: it contains an address, just like a pointer, but that address cannot be changed. This means that in C, array names can often be substituted for pointers.

You should now understand why the gets() function is often implemented in a non-standard way by compiler writers. The standard gets() function is passed just one parameter:

```
char *gets(where)  
char *where;
```

that is, the address where it is to store the input line. Note that although the parameter is a char pointer, we often pass it an array name, since they are effectively the same thing — they both contain an address. But if the input line is too long for the input buffer, it will overwrite something else, with potentially catastrophic results.

For this reason, many PC compilers implement gets() this way:

```
char *gets(where,howmuch)  
char *where;  
int howmuch;
```

where 'howmuch' specifies a limit on the length of the input string.

In C, strings are always terminated with ►

C FOR SMARTIES

a null character (ASCII value zero, often written as '0'). In other words, if you write a statement like:

```
printf("Hi there! n");
```

what the compiler actually stores in the program is the string "Hi there! n 0"

Not Rude to Point

String constants in C programs are always referred to through a pointer, so the value the printf function receives in the function call above is a pointer to the string, not the string itself. Contrast this with a language like PL1, where the entire string is passed, usually on the stack, and you will begin to see where C's speed advantage comes from.

In other words, the value of a string constant is the address where that string is stored. Therefore constructions like the following are legal:

```
char *fred;
fred = "Hi there! n";
```

Unlike other languages, this does not copy the characters across to a new location in storage; all it does is set the pointer fred to point to the string constant stored elsewhere in memory.

Beware of this; the declaration of a pointer to char causes the compiler to reserve storage space for a pointer, not a string of chars. The declaration for a string variable or buffer is:

```
char string[LEN];
```

which will allow the storage of most LEN characters in this buffer. It is the responsibility of the programmer to ensure he or she does not overflow the buffer and cause overwriting of whatever follows in memory. Notice the LEN characters here include the end-of-string zero character, so a buffer defined as follows:

```
char name[40];
```

can store at most a 39-character name, plus the end-of-string character. The gets() function, if it has a limit parameter 'howmuch', generally accepts up to howmuch-1 characters for the same reason.

Manipulating with Pointers

String variables are frequently manipulated with pointers, so let's look at some examples of this.

Probably the best-known function provided by the C function library is strcpy, which copies a string from one location to another. This has to be done this way, because a simple assignment cannot operate on aggregate data types like arrays, and of course a string is an array of chars.

C assumes you know what you're doing, and that if you want to do something that might otherwise be silly, you must have some reason for doing it.

The function strcpy is passed two parameters, to and from, which are pointers to the destination and source strings respectively. Here's the way this function might be written in longhand:

```
strcpy(to,from)
char *to, *from;
{
    char c;

    c = *from;
    while (c != '0') {
        *to = c;
        to++;
        from++;
        c = *from;
    }
    *to = c;
}
```

and this is, in fact, the way one would be tempted to write it in many other languages. We copy each character into a temporary variable, and as long as it is not the EOS character, we write it out to the destination string and then increment both pointers.

In C, we would shorten this program quite considerably. In particular, check out the operation of the while condition, which also does the actual copying (remember the precedence rules here):

```
strcpy(to,from)
char *to, *from;
{
    while ((*to = *from) != '0') {
```

```
        to++;
        from++;
    }
```

However, strcpy is generally defined in the following way:

```
strcpy(to,from)
char *to, *from;
{
    while (*to++ = *from++);
}
```

This is only one of many ways of writing this function; in fact, many compiler libraries, in the interests of speed, implement it as assembly language, usually using the REP string instructions of the 8086 microprocessor family.

The version of strcpy above is typical of the shorthand you will see in many C programs. The while loop has no body, since all the work is actually done in the loop control test. That expression actually copies a character from the location pointed to by 'from' and copies it to the location pointed to by 'to', then increments both pointers. The character is also used as the termination test for the loop, since it will be zero at the end of the from string, so the while test will fail.

Listing 1.

```
/* Test of strcpy function */
main()
{
    char a[40], *const;

    const = "This is a test.\n";
    strcpy(a,const);
    printf("a contains %s",a);
}
strcpy(to,from)
char *to;
char *from;
{
    while(*to++ = *from++);
}
```

As an exercise, try running Listing 1 on your machine; then try modifying it to copy between two variables. You will need to declare an input buffer — should this be of type char * or of type char []?

A more powerful version of the strcpy ▶

COMMODORE HEAVEN

No games but everything else stocked at discount prices. We directly import hundreds of items and also deal with all the usual warehouses. Let us show you how your Commodore 64 can become a powerful business machine.

BUSINESS & ACCOUNTING

TOTL BUSINESS: Lightning fast machine language version (new in July 1984) includes stock control and printing of invoices and aged statements. Dates, postcodes, etc selectable for Australia or US. All programs now load from a master menu. Balance-forward system. Invoices allow both taxable and non-taxable items and screen prompts and printed output headings can be customized to fit any business. This and an MSD or Commander disk drive make your 64 one of the most powerful business machines available. **RUN** magazine rates it a Best Buy and the US Commodore Users Group has added this enhanced version to their Approved list. People have brought the 64 just to use this program.

CASHBOX 64
CASH REGISTER PROGRAM
HOME MANAGER
TIME & MONEY MANAGER
PERSONAL PORTFOLIO MANAGER
CHARITIST STOCKS & SHARES
PERSONAL ACCOUNTANT

64 ACCOUNTING: Will do all the books of a business, produces trial balance profit and loss and balance sheet and prints reports, invoices and statements. By using Profit Centres for different accounts, you can obtain separate financial reports for each department and also combine these into a single report. Up to 10 checkbooks may be used concurrently and each transaction can be split across 20 categories. It does not have Accounts Receivable or Accounts Payable open files and therefore cannot age statement balances but if the receipt field is left blank, the balance can be considered outstanding. Will print detailed or summary Trial Balances and other financial statements at any time for any period. Excellent review in **COMPUTE!'S** Gazette (November 1984, page 113).

GENERAL LEDGER
MAIL LIST & LABELS
DATABASE
WORD PROCESSING
SPELL CHECKER
INTEGRATED WORD & DATA MANAGEMENT
KEYWORD CROSS REFERENCE
TIME MANAGEMENT
CODEWRITER Ready-To-Run SERIES: Small business inventory, retail invoices, salesmen's expenses, accounts payable, accounts receivable, library, appointment planner, bill busters, coin collector, school reports.
DIALOG BUSINESS: SDFWARE Stock aid, transact, investat, home accounts.
ELECTRONIC HOME SERIES: Budget, diary, letter writer, expense manager, bill payer, bank manager.
HOME PAK: 3 programs in 1. Word Processor, Terminal, Filing Programs.

SPREADSHEETS/DATABASE

KWIK-CALC
POWERPLAN SPREADSHEET
MAGPIE 64
SWIFTCALC w/ SIDEWAYS
MULTIPLAN
COMMODORE'S CALC RESULT
CALC RESULT ANALYSIS
PRACTICAL
INSTANT RECALL
COMMODORE DIARY

BUSICALC 3
BUSICALC 2
BUSICALC 1
SUPERBASE 64/PLUS 4
SUPERBASE STEPPING STONES: Purchases, day book, stock records, estate agent, travel agent, solicitor time record, accountant time record, club membership.
SUPERBASE 64 V2.0

WORD PROCESSORS

KWIK-SPELL
TOTL WRITER: The latest full feature word processor including spell checker and database. TOTL TEXT. Automatically inserts up to 14 lines of footnotes at the bottom of each page which makes it popular with academics. All the usual features, such as headers, footers, page numbering, block move and delete. The last file you've replaced with an update stays on the disk in case you've made an error. We've used this and its predecessor happily for more than a year. **RUN** magazine (January 1984) compared the previous version very favorably with more than a dozen others. This is even better.
VIZAWRITE
CUT & PASTE
FLEET SYSTEM 2
OMNIWRITER & SPELLER
EASY SCRIPT
INSTAWRITER
SDFT SMITH
HES WRITER 64
QUICK BROWN FOX
WORDCRAFT
MIRAGE PROFESSIONAL W/P
TEXT-PRO/DATA-PRO
SUPER SCRIPT 64
WORD PRO 3 PLUS

HARDWARE

MOUSE FOR 64/128: Complete with graphics software. Printer options.
LIGHT PEN with Cad-pak software
SKYLES 3 SLOT CARTRIDGE EXPANDER
4-WAY USER PORT EXPANDER
VOICE MASTER Covox: Speech synthesizer that uses your own voice. Your 64 can sing, grunt, make animal noises or talk in any language you like. Included are programs for talking calculator and talking alarm clock.
SUPER VOICE MASTER: Now your 64 or 128 will do what you tell it. All of the above PLUS Word Recognition (your 64 responds to your spoken commands) and Voice Harp.
CURRAH SPEECH 64, two tones
1541 COOLING FAN
NUMERIC KEYPAD 64/MC-20
OLYMPIA PRINTER: New low price 160 cps, NLQ
RITEMAN SUPER C PRINTERS
Printer INTERFACES: 12 different from \$49
18K PRINTER/BUFFER for Centronics \$39
PRINTMASTER/W & G graphics i/face
RS232 D DE LUKE INTERFACE
C64 MOTHERBOARD (w/reset, 3-way)
21-PINE MONITOR CABLE for 128
PAGEMATE Text reader
DISKETTE SAFE, lockable 100 capacity
FERNSPRECHER Auto Modem: Auto-answer, Viatek, CCITT and Bell. Complete with software for C64 (RS232 i/face needed for other computers).
TEMPERATURE PROBE: 0-100C with Software. Great for experiments.

LIGHT SENSITIVE PROBE: Turn your lights on automatically with your computer.
COMPUTER SWITCH: Control mains operated equipment. 240V 10A. Capacity operated. 8-CHANNEL B-BIT: A to D converter. Up to 4000 conversions per sec.
VIC-REL: Computer controlled relays. 6 output and 2 input circuits. Great for a burglar alarm.
COMPUCOVER: Plastic, hinged
DISK ALIGNMENT KIT: Fix your own Datasette. All tools supplied.
64K MEMORY EXPANSION:

PUBLICATIONS

COMPUTER MAGAZINES: Atari User, Amiga World, Run, Computer's & Gazette, Antic, Analog and many more. DELIVERED BY AIRMAIL MONTHS AHEAD OF THE NEWSAGENT DELIVERY.

INTERFACES

C64 IEEE FLASH!
C128 QUICKSLIVER FLASH
DAMS IEEE INTERFACE
PET IEEE CABLE
FLASH with ON/OFF switch
FLASH SX64 version
FLASH! for 128

UTILITIES

PRINTMASTER
ART GALLERY 1
CAD PAK
MURDER 64: The ultimate professional software development package. Adds almost 100 commands to the 64. Programs developed with it can be distributed with the runtime package free of royalties.
ABACUS BASIC COMPILER C64 BASIC Compiler High Speed P-Code small P-code execution, runtime routines (6K bytes) are only added to the starting program thus saving disk space, extensions to standard BASIC can be used in compiled programs, program overlays possible. variables can be passed between chained programs and compiled programs can be protected. Calling programs can be longer or shorter than the called program.
PETSPEED 64: Commodore's own Basic compiler that is a powerful optimizer. Did but still popular.
EPIX FAST LOAD
PAINT BRUSH
ASSEMBLY LANGUAGE COURSE
MACHINE CODE TUTOR
ISEPIC
X-REF 64
TURBO BASIC
TURBO 64 UTILITIES
COCKROACH TURBO ROM 64
COCKROACH TURBO ROM 128
MACHINE LIGHTNING including basic lightning
TODLBOX 64 includes Power 64 & PAL 64
SPEED BASIC
NEWSROOM: Designed to print and produce a newsletter for your class or club. Over 600 pictures.
CLIP ART COLLECTION: For use with Newsroom 600 more pieces of art.
PRINT SHDP
PRINT SHDP GRAPHIC LIBRARIES 1, 2 or 3
DESIGNER'S PENCIL
PAINT BRUSH
KWIK-DRAW
MIND PROBER

MIND OVER MINORS
SKY TRAIN
PRINTER GRAPHICS UTILITY
MUSIC STUDIO
64 DOCTOR
1541 PHYSICAL EXAM
1541 DISK ALIGNMENT KIT
C64-C128 LIGHT PENS: Complete with Software
0000LE
CHART PAK
FLOW CHARTER
THE FINAL CARTRIDGE
MICRO-PROLOG 64 A1
CDDE-PRO 64
BASIC PRDGRAMMING
FORTH 64 Commodore
FORTH (Abacus)
SUPER C (ABACUS)
C POWER (532 page manual, D)
2-80 CARTRIDGE
ZOOM: Machine language monitor, assembler, DDS.
HESMDN
BLITZ! Compiler
CDMAL 14 Tutorial
MAP 64
SUPER PASCAL (ABACUS)

EDUCATIONAL

STARTER KIT for programming Disk \$25
10 Great programs, including word processor, mailing list, basic programming primer, 6502 intro, sound and sprites.
TRAINING KIT Disk/Worksheet \$29
How to get the most from your keyboard, how to use your disk drive effectively, how to write your first BASIC program. Disk & Book \$25
32 PROGRAMS. Disk & Book \$25
The book alone retails for \$29.95! 32 useful programs already on disk to save you the chore of punching them in. Book also gives you exercises in how to change them. A vital follow on to the above or to Commodore's introduction to Basic.
ALL THREE OF THE ABOVE \$69
INTRODUCTION TO BASIC \$29
Commodore's famous course that assumes no prior knowledge and takes you step by step through programming. Each Part contains 2 cassettes of programs and a comprehensive manual.
MATHS, 0 LEVEL T\$19
PHYSICS, 0 LEVEL T\$19
GERMAN MASTER, A, D LEVELS T\$19
FRENCH MISTRESS, A, D LEVELS T\$19
COMPUTER STUDIES T\$19
HAN-ZON SERIES:
Beat the Bomb, Keyboard Skills. Super Drag Dea \$19
Spelling Treasure D ea \$25
Toll Tales D\$39

SPECIAL INTERESTS

664-NAME GENEALOGICAL PROGRAM D\$85
Produces 4, 5, or 6 generation family record charts to the printer or 4-generation charts to the screen. Fully indexed and with easy screen editing, 864 names, plus notes on each person, fit on each disk and several disks may be used.
ANIMAL PEDIGREE PROGRAM D\$135
Produces 4 or 5 generation pedigree charts, ownership, mating, breeding, shows and award records with full indexing and easy screen editing. Search function allows easy access (IBM and Apple versions available soon).
TATTS 45 PRDGRAM Just issued. D\$85

ASTROLOGY PROGRAM \$85
(Also for Apple II+ and IBM PC) Based on program used world-wide by professional astrologers. Provides individual horoscopes for all times and places. Much deeper than the pop-style sun astrology you see in magazines. Seriously Geocentric but heliocentric is possible. Koch system of Houses and Tropical Zodiac but Western Sidereal is an option. Student guide lets you ask the computer questions like: What does a Gemini rising sign mean?

ST PROGRAMS IN STOCK

BORROWED TIME
BRATACCUUS
PENNSYLVANIA
TRENHEIGHT 451
CRIMSON CRDWN
HEX
SUNDDG
NINE PRINCESS
PERRY MASON
KINGS QUEST II
LOZAN
LANDS OF HAVDRC
MUD PIES
FLIGHT SIMULATOR
PERSONAL PASCAL
HABA WRITER & MAIL MERGE
HABA LETTERS
EXPRESS
H & D DATABASE
DISK DOCTOR
OBJECT EDITOR
MAPS AND LEGENDS
2-KEY ACCOUNTING
HOME PLANETARIUM
CP/M EMULATOR
VIP PROFESSIONAL
PRO BUSINESS LETTER
HOMEWRK HELPER
FINAL WORLD
RAM DISKS
SOFT SPDDL Michton Utilities
M-COPY
M-DUPE
DEGAS
ZOOMRACKS
RHYTHM
HIPPO-C COMPILER
MACRO ASSEMBLER
META PASCAL
HUNDREDS MORE COMING SOON!

128 PROGRAMS IN STOCK

TURBO-ROM 128
CONSULTANT (Data Management)
WORD PRO 128
PAPERCLIP (Word Processor)
PATRIARCHAL 128 w/ Report Writer
SWIFTCALC W/SIDEWAYS
JANE
WORDWRITER
GATD Compose, engineer, explore music without the need to know programming or music. Prints out sheet music.
FINANCIAL TIME MACHINE
HALLEY PROJECT
SIDEWAYS
SPEEDSCRIPT 128
SUPERBASE 128 V2.0



All available software and accessories from all around the world.
PLUS • HARD DISKS • EXTRA RAMS • LOTS MORE

6 MODELS NOW IN STOCK
More than 500 software titles now available.

IBM/ATARI TRANSFER	TYPESETTER ST	DISK DOCTOR	CRS LEDGER	NOMINAL LEDGER	WORD FOR WORD
IBM/ASCII TRANSFER	MEGA FONT	RAM DISK & SPOOLER	SALES LEDGER	OFFICE AUTOMATION	HABA WRITER
DEGAS	FONT	HIPPO RAM DISK	INVOICING	PURCHASE LEDGER	HABA MERGE
ART GALLERY	RUBBER STAMP	K-RAM	STOCK CONTROL	SALES LEDGER	HABA LETTERS
COLR OBJECT EDITOR	SPEAKEASY SYNTHESIZER	PRINT SPOOLER	SCHEDULE	SALES PROCESSING	BOS WRITER
MAPS & LEGENDS	MUSIC STUDIO	SOFT SPOOL	2 KEY ACCOUNTING	ACCNT TIME RECORDING	GEM WRITE
CAD/CAM	MUSIC WRITER	ST ACCOUNTS	SYST GENERAL LEDGER	INCOMPLETE ACCOUNTS	MAILMATE
HIPO ART	MUSIC SYSTEM	SMALL BUSINESS ACCOUNTS	INVOICES	INSURANCE BROKING	SPELLMATE
DRAW RITE	R/S MUSIC	HOTELIER	PURCHASES	AUTOINDEX	GST EDIT
EASY DRAW	ELEKTRAGLIDE	TAURUS ACCOUNTS	SALES	SOLIDATOR TIME RECORD	HOWDROWD
SHAPE/ICDN EDITOR	BRIDGE	INVOICING	STOCK CONTROL	LEGAL ACCOUNTING	HIPPO SPELL
GRAPHIC ARTIST	GOLF	PRINT ESTIMATOR	PLANNER	FINANCIAL COOK BOOK	K-WORD
VAL DRAW	3D CHECKGMND	PRINT ESTIMATING	AUTO CLERK	ATARIWORD	LETS WRITE
VAL PAINT	BACKGAMMON	PRINT COSTING	MONDAY MORNING MANAGER	SM WORD PROCESSOR	VIP PROFESSIONAL
VEGIS SERIES	3D CHESS	STOCK CONTROL	CASH MANAGER	REGENT WORD	MICRO-C SHELL
GEM DRAW	ELECTRO SOLITAIRE	CHEQUE BOOK MINOR	FIXED ASSETS	SPELL CHECKER (5 DIFFERENT)	ST COBOL
GEM PAINT	ELECTRO CALENDAR	HOME ACCOUNTANT	INVENTORY CONTROL	SUPERSCRIPT	BASIC COMPILER
ST COLORING BDDK	TYPING TUTOR	CASH TRADER	INVOICING	FLEET ST EDITOR	BOS/S SYSTEM
COLOR SPACE	MASTER TYPE	ANALYZER	JOB COSTING	EXPRESS	BBC BASIC INTERPR
PRINT MASTER	WORD DF GDD	GEN LEDGER	NEGOTIATOR	FINALWORD	4XFORTH (2 LEVELS)
	HOMEWORK HELPERS				

PLUS OVER 100 GAMES — AND LOTS MORE TITLES AND HARDWARE ARE POURING IN EVERY WEEK

CALDAX P/L Incorporated in Victoria and trading throughout Australia as

CHAMBERS COMPUTER SUPPLIES

2nd Floor, Curtin House, 252 Swanston Street, MELBOURNE 3001 (03) 663 4441
1st Floor, Crest Hotel, 111 Darlinghurst Rd, KINGS CROSS 2011 (02) 356 3155
(Directly above Crest covered car park and next to Kings Cross rail station)

WE LOVE MAIL ORDERS

VISA • MASTERCARD BANKCARD WELCOME
ALL ORDERS ARE SHIPPED WITHIN 24 HOURS
FOR ITEMS CURRENTLY IN STOCK. POSTAGE & PACKING \$3 PER ORDER ANYWHERE IN AUSTRALIA.

TO ORDER MELB. (03) 663 4441
PHONE SYDNEY (02) 356 3155

THE BIGGEST RANGE OF SOFTWARE AND ACCESSORIES IN AUSTRALIA We import directly hundreds of lines unique to us. Drop in and check our huge range

function, which is provided with the Unix System V compiler and now with many microcomputer C libraries, is `strncpy`. This copies up to `n` characters from source to destination. Listing 2 shows how Com-

Solution to the 'strlen' Exercise

Listing 3 shows one way of writing `strlen`, while Listing 4 gives an even shorter way of doing it.

Listing 2.

```

/*      copy a string into a buffer n characters in length
*/

unsigned char *strncpy(to,from,n)
unsigned char *to,*from;
unsigned n;
{
    unsigned char *cp;

    for(cp=to;n && (n-->(*cp++=*from++)););
    while(n--)*cp++=0;
    return to;
}

```

Table 1.

str1	str2	Result
"ABC"	"ABC"	equal
"ABC"	"ABCDE"	equal
"ABC"	"ABB"	str1 > str2
"ABC"	"ABD"	str1 < str2
"ABC"	"ABD"	str1 > str2

You'll need a `main()` function to test the routine. Listings 5 and 6 give a couple of possible solutions. The second one allows you to type the word you want the length of on the command line as you run the program. It uses two parameters you haven't seen before, called `argc` and `argv` — you'll be formally introduced to them later. □

puter Innovations codes it for its compiler. This demonstrates the use of assignments as expressions in their own right, use of the `,` operator and some generally tight coding. It takes some minutes' study to fully understand how this function works.

Programming Examples

1. Write the function `strlen`, which returns the length of a string. Its definition is as follows:

```

int strlen(string)
char *string;

```

This returns the length of the string pointed to by `string`. Suggestion: just count characters until you see a `'0'` character. I'll give you the answer later.

2. Write the function `strcmp` which compares two strings for equality. The definition of the function is as follows:

```

int strcmp(str1,str2)
char *str1, *str2

```

This returns:

-n if `str1` is less than `str2`

0 if `str1` is equal to `str2`

+n if `str1` is greater than `str2`

`Strcmp` compares the two strings as far as the length of `str1`. That is, if `str2` is longer than `str1`, but identical as far as the length of `str1`, then the two are equal. The actual value returned is not important; it should just be a negative number if `str1` is less than `str2`, and a positive number if `str1` is greater than `str2`. Comparison is based on the ASCII collating sequence. As an example, see Table 1.

You will have to write the function `strcmp`, and also construct a main function as scaffolding to test it.

Listing 3.

```

int strlen(string)
char *string;
{
    int i;

    i = 0;
    while(*string++ != '\0') i++;
    return i;
}

```

Listing 4.

```

int strlen(string)
char *string;
{
    int i;

    for (i = 0;*string++ != '\0';i++);
    return i;
}

```

Listing 5.

```

#define MAXSTR 80

main()
{
    char instring[MAXSTR];

    printf("Enter a string: ");
    gets(instring,MAXSTR);
    printf("\nThe length of that string is %d",strlen(instring));
}

```

Listing 6.

```

main(argc,argv)
int argc;
char **argv;
{
    printf("Length of %s is %d",argv[1],strlen(argv[1]));
}

```

PROFOUND

THE TRULY IBM PC/XT COMPATIBLE

Announcing the opening of our Sydney store.



Dealer enquiries are welcome.

IBM SOFTWARE	OUR PRICE	RRP
LOTUS 1-2-3 VERS 2	535	835
SYMPHONY	725	1095
DBASE 2	495	678
DBASE 3+	795	995
PARADOX	795	995
PFS FILE	195	215
PFS PLAN	195	215
PFS REPORT	195	215
PFS GRAPH	195	215
PFS WRITE	195	215
AUDITOR VERSION 2	195	215
BOTTOMLINE IV	295	365
SPOTLIGHT	195	235
SIDEWAYS	85	95
STARBRIDGE	65	70
SIDEKICK (UNPROTECTED)	125	135
THINK TANK	250	295
TURBO PASCAL	99	119
TURBO PASCAL 8087	160	180
TURBO TUTOR	60	65
TURBD TDOLBOX	80	90
DATABASE TOOLBOX	90	99
TURBO LIGHTENING	130	145
QUICKCODE II	365	405
DUTIL III	135	145
QUICK REPORT III	365	405
WORDSTAR	340	445
WORDSTAR 2000 VER 2	455	595
WORDSTAR 200 PLUS	545	695

PR-02 PROFOUND STANDARD

- * 256K RAM
 - * 8 SLOT MOTHERBOARD
 - * VIDEO BOARD
 - * PARALLEL PRINTER PORT
 - * SERIAL PORT RS-232
 - * REAL TIME CLOCK/CAL.
 - * JOYSTICK PORT
 - * 2 x 360K FLOPPY DRIVES
- Add \$150.00 for 640K Ram

\$1,499

THE SUPER SPECIAL

- *PR-02 COMPUTER
- *HI RES MONITOR
- *BROTHER HR-5 THERMAL PRINTER

- PLUS FREE BONUS**
- PRINTER CABLE JOYSTICK
 - 1 PACK DISKETTES
 - 1 STORAGE BOX

\$1,897

All Systems backed by:

- COMPREHENSIVE WARRANTY ● TECHNICAL SUPPORT ● FRIENDLY SERVICE

HARD DISKS

- 10 MBYTE & CONTROLLER \$950
- 20 MBYTE & CONTROLLER \$1250

MONITORS

- COMPOSITE HI-RES \$199
- MONOCHROME HI-RES G OR A \$299
- DT x 14 COLOUR \$499
- INTRA 14" COLOUR HI-RES \$690
- PHOENIX II 14" COLOUR \$690
- PHOENIX IV 14" COLOUR \$790

PRINTERS

- BROTHER HR-5 THERMAL TRANSFER \$199
- BROTHER M-1109 80 COL \$399
- BROTHER M-1509 132 COL \$799
- TWINWRITER 5 DUAL-HEAD \$1995
- NAKAJIMA NP-2200 165 CPS \$599
- NAKAJIMA AP-650 D/WHEEL \$650
- OLYMPIA 165 \$550

OTHER

- BAR CODE READER \$590
- MICROSOFT MOUSE \$285
- Z-NIX MOUSE \$160
- INTERLINK 12/75 MODEMS \$299
- IBM COMPATIBLE JOYSTICK \$50
- 10 BLANK DISKETTES DSDO \$35
- DISK STORAGE BOX \$25
- PRINTER CABLE \$35
- PRINTER PAPER 80 COL 500 \$17



EASTERN MICRO ELECTRONICS

MELBOURNE OFFICE
92-94 Bank Street
Sth. Melbourne 3205
Tel: (03) 699 3088
(03) 690 9562

SYDNEY OFFICE
Gnd Floor, Fortune House
88 Foreaux Street
Surry Hills, N.S.W. Tel: (02) 212 6944
(02) 212 2245



BRITISH A



TRADITIONALLY THE NAME
ASSOCIATED WITH PERFECTION
IN CIGARETTES
BENSON & HEDGES

20

Special Filter

BENSON and HEDGES

WARNING-SMOKING IS A HEALTH HAZARD

WHEN ONLY THE BEST WILL DO.

CC2255/85 JVT016P640K1

HOW TO WRITE A STRUCTURED PROGRAM

This month Phil Grouse takes a fresh look at a topic he started to cover earlier in this series: data structures.

SYSTEMS ANALYSTS generally recognise the equivalent importance of data analysis and process analysis. Data analysis is concerned with the forms of communications and records held by an organisation, whereas process analysis deals with what is actually done with that data.

The development of database systems over the last decade has enabled system designers to partition their activities along these same lines. Data may be analysed and maintained apart from processes, while processes may be developed to deal with data via a database management system.

We saw in an earlier article that this 'duality' of significance extends to the similarity of a process flowblock to the data blocks representing the data to be processed. The example was that of a telephone directory listing program given the required data structure of its output.

This month's article seeks to formalise the way in which we express data structures as 'data blocks' — the logical equivalent of the flowblock (which specifies processes or programs).

In flowblock notation, processes which follow one another in natural sequence are shown as a pile of blocks, each block representing one of the processes. Similarly, when a data structure consists of a sequence of smaller data structures, it too is shown as a pile.

An example might be a simple name and address record for a customer. The record includes the customer number and the date of last purchase. Figure 1 shows a possible representation of this record. The name of the structure is always shown at the top of the block.

Note that by assigning sequence to the blocks in this pile we are imposing a 'physical' constraint on the way in which the pile is to be stored. A further physical

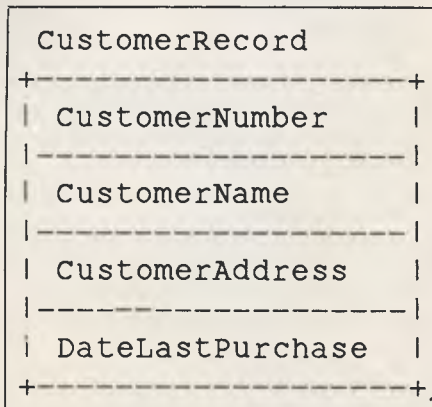


Figure 1. A data structure for a customer record illustrating sequential structures.

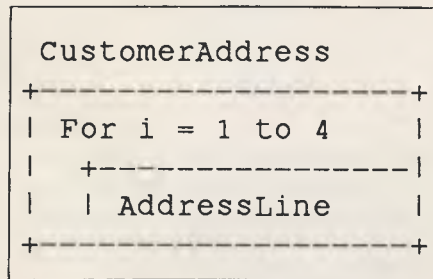


Figure 2. The customer address is itself a data structure consisting of four lines.

constraint arises from the required attributes of each of the actual data items. These attributes are commonly held in a data dictionary; the data dictionary for Figure 1 is given in Table 1. In reality, data dictionaries carry a great deal of information about data items, and are usually manipulated by a special-purpose program. Amongst information likely to be kept on each item are:

- Name of data item or structure
- Physical attributes
- Alternative names used

Where the item is kept
The origin of the item
Uses
Volume per period of time
Access restrictions
Comments

In database jargon, data 'items' are logically irreducible, and therefore may have specified physical attributes. For example, a name might be held left-justified in a field of 40 characters. The notation might be 'char(40)'. By contrast, a 'record' or 'structure' is composed of one or more 'items', and therefore has the 'attribute' of 'structure'. This means the data block of that name must be referenced to specify the structure. For example, **CustomerAddress** is a structure consisting of four separate lines, as shown in Figure 2. The item components **AddressLine** are in the data dictionary as char(30).

The data dictionary contains one record for each data structure. The records are maintained in sorted order (over the name of each structure) for ease of access. The attribute 'decimal(7)' means the customer number is a sequence of seven decimal digits, though the actual method of storage (for example, BCD or binary) would be determined by the database system in use.

Data Name	Attributes
AddressLine	char(30)
CustomerAddress	Structure
CustomerName	char(30)
CustomerNumber	decimal(7)
DateLastPurchase	date

Table 1. A simple data dictionary associated with the structures in Figures 1 and 2.

STRUCTURED PROGRAMMING

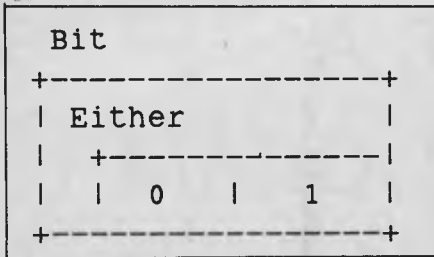


Figure 3. The bit is either 0 or 1. The keyword 'Either' is a selection phrase.

The attribute 'date' is a reference to a predefined commonly used structure. It has the form DDMMYY and is stored as a sequence of six decimal digits. Further, 'date' must be a valid date, so MM may not exceed 12, nor DD exceed 31. More particularly, DD may not exceed 30 when MM is 04, 06, 08 or 11. This is an example of a data item which is subject to specified editing restrictions. Similar restrictions may apply to other items, such as range checks on salaries or prices. While 'date' could be specified as a structure in its own right, it is generally regarded as a 'system-supplied' attribute.

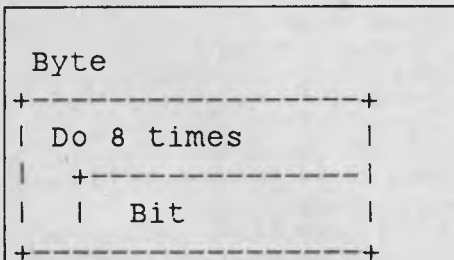


Figure 4. The byte is defined in terms of the bit.

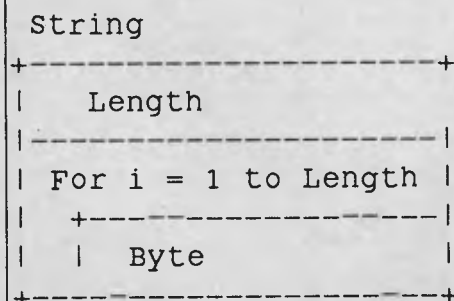


Figure 5. The structure used by PL/I to store variable-length character strings. The variable 'i' is called a 'metavariable' because it is only part of the control construct. Contrast with the method used by C, as shown in Figure 6.

Figure 2 illustrates a suitable notation for depicting repeated items or records; we have simply borrowed the corresponding flowblock notation.

Generally, a repeated structure uses a control phrase which gives an unambiguous directive. Since (at this stage) there is no software available for processing data blocks, the best choice is structured English. There is certainly scope for a data block translator capable of generating suitable DDL (data definition language) specifications along the lines of Stylus.

Possible repetitive control phrases could include:

```

Do N+1 times
Until x=0
While i>0
    
```

Similarly, we could use an extension of the flowblock IF control phrase to provide for selections IF or alternatives. Here some possibilities include:

```

Either
If byte is not null
    
```

Now let's use this notation to draw data blocks for some of the more commonly encountered data structures. The first of these is the most familiar and irreducible

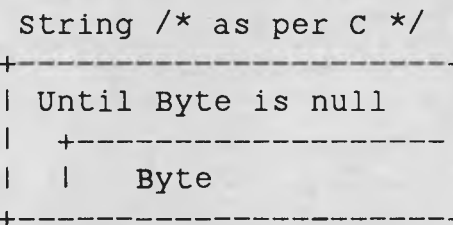


Figure 6. String storage data structure used by the C programming language. The 'Until' test is always performed at the end of the repeated item (as is the case with the 'Until' flowblock control construct).

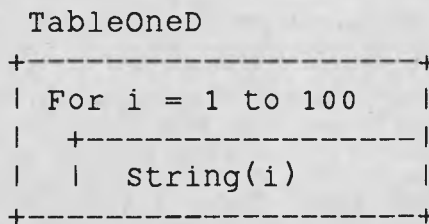


Figure 7. A one-dimensional string array. The (i) following the String structure reference simply marks the reference number (or index) of the element.

of all data items: the bit. This is shown in Figure 3 as simply being either a zero or a one. Being a primitive data structure specification it does not specify the contents of the bit; simply that it is either 0 or 1.

Similarly, we may define the byte to be a sequence of eight bits, as shown in Figure 4.

Byting Right Along . . .

We can now progress to structures composed of bytes: strings are a good example. In the PL/I language, variable-length character strings are stored as a sequence of bytes, preceded by a byte which contains the length of the string as a binary number (0 to 255). The Length item shown in Figure 5 would be defined in the data dictionary as a one-byte unsigned binary integer.

C programmers are more familiar with the string storage method shown in Figure 6. Here, a string consists of a sequence of bytes terminated by a 'null' byte (all zero bits). This means strings can have any length at all, but they may not include the null byte. Note that the 'null' would also be defined in a data dictionary as a byte with a specific value.

One- and two-dimensional tables are further examples of abstract data structures. They are composed of individual elements which themselves may be defined as abstract data structures. For example, a one-dimensional table of 100 strings could be expressed as shown in Figure 7, while a 20-by-30 array of strings is shown in Figure 8.

In practice, string arrays are usually stored indirectly. The elements in the array are actually addresses (or 'pointers') to the starting positions of each string. We could specify this in the data blocks of Figures 7 and 8 by prefixing the words 'pointer to' before the word 'String'. Since addresses are fixed-length entities, it is much easier to locate them given the row (and column) co-ordinates, then to follow the address to the associated string element.

As most programmers are aware, the elements of a table or array may be more complex than simple data items such as strings or numbers; array elements may be records such as the one depicted in Figure 1. The two-dimensional array of Figure 8 could also be regarded as a one-dimensional array in which the elements are also one-dimensional arrays.

At a slightly more complex level are list data structures. A list is a set of elements where each element consists of two fields, the first of which contains a pointer to the data defined by this element. The second field is a pointer to the next element in the list. The last element of the list is marked by the fact that its second field is the 'null' pointer. This structure is depicted in Figures 9a and 9b.

A special case of the unidirectional list is the 'circular list'. In this case, the **SecondPointer** of the 'tail' **Node** is the address of the 'head' **Node**. Traversing this list by following **SecondPointer** results in a circular path.

The list of Figures 9a and 9b can be traversed from its 'head' to its 'tail' just by following the **SecondPointer** values. To traverse the list in the reverse direction requires that we add another pointer to the **Node** structure, which is the address of the preceding **Node**. The **Node** at the head of the list would have a null pointer for this address. An alternative (but less

efficient) method of working back to an earlier node is to start again at the head of the list and work forwards until the required **Node** is reached.

If the data structures addressed by the **DataPointer** values can also be lists as well as 'atomic' data structures, the list becomes a 'tree'.

Strictly, a tree consists of a set of nodes. The 'root' node is at the head of the list. Subsequent nodes are either 'leaves' (in which case their **SecondPointer** values are null) or pointers to the next **Node** at that level. The 'degree' of a node is the number of nodes in the tree dangling from that node.

A tree can also be implemented using nodes which contain a variable number of pointers rather than just the usual two (or three if the list is bi-directional). Logically a tree consists of a root from which stem zero or more additional trees and/or terminal nodes (or 'leaves') which contain pointers to atomic data structures. Note this is a 'recursive' definition since we

A COMPACT, COMPETITIVELY PRICED LAPSIZE PORTABLE



R.R.P.

\$1995 (including tax)

One of the most complete IBM-compatible computer systems in a lapsedize package. It is small and light enough to pack into an ordinary briefcase, yet powerful enough to run all popular IBM programs. Features include:

- True portability, approx 4.5kg (10 lbs)
- IBM PC compatibility
- Lower-power CMOS components
- 512KB system RAM
- High-contrast backlit LCD
- 640 x 200 pixel graphics display (IBM compatible)
- 76-key full-stroke low-profile keyboard
- Real time clock with battery backup
- Standard RS232C serial port
- Centronics parallel printer port
- Second disk drive (3.5" or 5.25") port
- IBM compatible RGB and composite video ports
- Rechargeable battery powered
- External AC to DC power adapter
- MS-DOS 2.11 system and GW-BASIC 2.0 software included

For further information, ring David Furst.

PULSAR
ELECTRONICS PTY. LTD.

Catalina Dr. Tullamarine Vic. 3043
Telephone (03) 330 2555
Telex INTMB AA10104
PULSARELEC

TableTwoD

```

+-----+
| For i = 1 to 20 |
| +-----+ |
| | For j = 1 to 30 | |
| | +-----+ |
| | | string(i,j) |
+-----+

```

Figure 8. A two-dimensional string array with 20 rows and 30 columns.

List

```

+-----+
| Until SecondPointer = null |
| +-----+ |
| | Node |
+-----+

```

Figure 9a. Primary definition of a uni-directional list. 'SecondPointer' is defined in the 'Node' data structure (Figure 9b). The list consists of a sequence of 'Nodes'.

Node

```

+-----+
| DataPointer |
| /* Pointer to related data */ |
+-----+
| SecondPointer |
| /* Pointer to next Node */ |
+-----+

```

Figure 9b. Definition of a list node as two pointers, the first pointing to a data item, the second pointing to the next node in the list.

STRUCTURED PROGRAMMING

```

Tree
+-----+
| Degree |
+-----+
| BackPointer |
+-----+
| If Degree = 0
| +-----+
| | Pointer | Do Degree times
| | to data | +-----+
| | item.   | | Pointer to Tree
+-----+
    
```

Figure 10. The tree data structure is defined in terms of itself, creating a recursive definition. The attributes of the various items would be specified in a data dictionary. In particular, Degree would be a numeric integer value and BackPointer would be

the address of the parent node (or null in the case of the root node). A general restriction on trees is that the forward tree pointers may not point back to earlier levels in the tree.

have defined 'tree' in terms of itself. Interestingly, programs which process tree structures are also frequently implemented as recursive procedures. Figure 10 is a pictorial data block definition for the tree.

Binary Trees — Seeing Double?

A special case of the tree structure is the binary tree. In a binary tree, the value of Degree is either zero or two. Such trees are of value when expressing or analysing algebraic expressions (as in a compiler).

A more general case of the tree is the directed graph. Here the forward-pointing restriction is relaxed so nodes may point to nodes higher up in the structure; it therefore follows that a node may have more than one node pointing to it. A particular subset of the directed graph is the loop-free directed graph.

In our next article we will discuss some of the uses for lists and trees, and consider some associated processing algorithms. □

BACK 4 UP YOUR DISKS

EDD Version 4 is the most powerful copy program available for backing up "uncopyable" or "copy-protected" disks. ■ In addition to backing up disks, **EDD 4** also features a hi-resolution graphic DISK SCAN option to help you locate information on a disk, a CERTIFY DISK option for certifying blank disks, and since it's very important that your disk drives are running properly (especially when copying disks), we have also included an EXAMINE DISK DRIVE option. ■ Even though **EDD 4** has been preset to copy the broadest range of copy-protections possible, **EDD 4** can be "modified" to back up almost any disk that runs on your Apple! ■ For the dedicated user, in addition to **EDD 4**, we are offering an **EDD 4 PLUS** version that includes a specially designed hardware card which allows **EDD** to copy EVERY bit of information from each track accurately! You can bet that if **EDD 4 PLUS** can't copy it nothing will! ■ **EDD 4** runs on an Apple II, II Plus (including most compatibles, IIe, IIc, and III (using emulation mode), and is priced at **\$125.00**. ■ **EDD 4 PLUS** runs on Apple II, II Plus (including most compatibles), and IIe, and is priced at **\$190.00**. ■ Mastercard and bankcard orders can be made by phone. All orders must be prepaid. ■ If you have an earlier version of **EDD**, you can update to **EDD 4** or **EDD 4 PLUS** at a reduced price. Send your **EDD** disk to us, and deduct \$35 from your order.

Postage and packing \$2.00.

UTILICO SOFTWARE
83 HALL ST., BONDI BEACH, NSW 2026. PHONE (02) 30-2105

EDD is sold for the sole purpose of making archival copies ONLY!

ESSENTIAL DATA DUPLICATOR 4

AS NOT SEEN ON TV!

YOU DON'T PAY FOR ANY FANCY OVERHEADS!

\$500 Cash Back on System III

Monitors available from \$299



System Two Shown

No expensive TV commercials (like you-know-who!)... no free lunches (there's no such thing!)... no bull (!)... At Dick Smith Electronics, we put value back into your dollar... value into our computers. You reap the benefit!

DSE Multitech: IBM compatibility from \$1395!

Yes! Compare the Multitech with the IBM: feature for feature it more than stacks up. Dollar for dollar — it's streets ahead (even with their special offers!). The Multitech runs all popular IBM PC software... and there's a configuration available to suit your budget:

System One 128K memory, single disk drive, MS-DOS (2.11) and three months warranty. Cat X-8000 **\$1395**

System Two 256K memory, dual disk drives, MS-DOS plus 'EASY' word processing software. Cat X-8001 **\$1995**

\$500 Cashback on System Three!

Beat this value, IBM: Fully expanded Multitech System complete with 10Mb hard drive... and we give you \$500 cash back in your hand! We've made a huge scoop purchase of 10 Meg drives — and we pass the savings on to you. More than that, we offer FREE on-site installation and FREE 6 months on-site service* PLUS the latest business software package. Amazing value!

- Multitech Computer
- 512K Memory
- 10Mb Hard Drive
- 360K Floppy
- MS-DOS 2.11
- 'AURA' integrated business software
- FREE installation and service*

NORMALLY \$3995 **\$3495**

(*mainland capitals only)

Cat X-8002

We buy the best at special prices to pass huge savings onto you!!

For the total accounting solution.



Minor accounting problems can easily add up to major set backs that affect your business profitability. Soon, you could be seeing 'red' in more ways than one. The brilliant Olivetti/Olibiz accounting package integrates your creditors, debtors and general ledgers into an effective, time-saving system. The complete system comprises:

- Olivetti M24, 640K, 20Mb hard drive with floppy drive, monitor and keyboard.....\$5995
- MS-DOS and GWBASIC Kit.....\$120
- Dataproducts high speed, wide carriage dot matrix printer.....\$1195
- Printer cable.....\$49
- Olibiz Accounting Software:
- Creditors.....\$295
- Debtors.....\$295
- General Ledger.....\$295
- Optional Stock Control and Payroll modules available. **TOTAL \$8244**



We sell solutions! **SAVE \$749** **Only \$7495**

Cat X-5277

Toshiba T-1100 Bonus Offer on the Executive's Lap Computer

Sit down with the brilliant Toshiba T-1100 lap computer anywhere and at the touch of a button, you can lay out your entire office. Perform WP, inventory control, calculate market and budget forecasts... any task you want! Its powerful 720K disk drive is enhanced by the ability to run an extensive range of MS-DOS software. **And as a bonus...** we include the new version of **Access Four**, the integrated business program that combines Spreadsheet, Business Graphics, Text Editor and Information Manager. Together, Toshiba and Access Four make things work for you. Cat X-5500



\$2995

THE PERFECT PRINTERS

Near letter-quality Dot For bigger jobs...

Matrix Data Products 8012

Speed, performance and versatility! The 8012 printer offers selectable print modes: draft, type or letter quality. Prints up to 180 cps in 6 pitches with either bold, underline, super and sub-script characters. 10" carriage and popular Centronics interface.



\$995

Cat X-3200

Data Products 8022

The 8022 is the ideal choice for any busy office. Its large 15" carriage handles massive document work, printing at an impressive 180 cps. And it can even emulate IBM graphic printers... operating with virtually any software.



\$1195

Cat X-3205

High Grade Disks from \$2.75 each!



Highest quality double density disks at an affordable price! DSE own brand — the ones WE use for our important programming — provide long life and ensure protection for valuable programs.

Single sided X-3500 Box of 10

Double sided X-3501 Box of 10

\$27⁵⁰

\$29⁵⁰

DICK SMITH ELECTRONICS COMPUTER-STOP

• NSW • Albany 21 8399 • Bankstown Square 707 4888 • Blacktown 671 7722 • Blackhurst 545 7744 • Bondi Junction 387 1444 • Brookvale 84 4444 • Campbelltown 212 2222 • Chaswood Chase 471 1955 • Chikora 642 8922 • Clare Hill 439 5311 • Gosford 25 0255 • Horsey 477 5533 • Liverpool 600 8888 • Maitland 33 7888 • Newcastle 61 1888 • North Ryde 88 3855 • Parramatta 680 2168 • Penrith 32 3400 • Railway Square 211 3777 • Sydney City 267 9111 • Tamworth 66 1711 • Wollongong 28 3800 • ACT • Fishwick 80 4944 • VIC • Ballarat 31 5433 • Bendigo 43 0388 • Box Hill 890 0899 • East Brighton 592 2386 • Coburg 383 4455 • Essendon 379 7444 • Frankston 783 9144 • Geelong 43 8522 • Melbourne City 67 9834 • Richmond 428 1614 • Springvale 547 0522 • QLD • Brisbane City 229 9377 • Buranda 391 6233 • Chermside 359 6255 • Redbank 288 5599 • Rockhampton 27 9644 • Southport 32 9863 • Toowoomba 38 4300 • Townsville 72 5722 • Underwood 341 0844 • SA • Adelaide City 212 1962 • Darwin 298 8977 • Enfield 260 6088 • Salisbury 281 1593 • WA • Cannington 451 8866 • Fremantle 335 9733 • North Perth 328 6944 • Perth City 481 3261 • TAS • Hobart 31 0800 • NT • Stuart Park 81 1977

B 186 AW

Want to know more? Send for your FREE information pack (it's obligation free)

DSE Multitech Olivetti M-24 TOSHIBA T1100

Name: _____

Address: _____

Postcode: _____ Phone: _____

Drop into any DSE store (see left) or send in DSXpress.

P O Box 321, North Ryde, NSW, 2113. Phone (02) 888 3200

Save \$1,150

AND TAKE A FREE

TEST-DRIVE

OF

systematic

FOR MICROS (MS DOS 2.0)



TEST DRIVE OFFER INCLUDES

- FREE ONE DAY WORKSHOP
- 10 DAY TRIAL PERIOD
- \$1150 DISCOUNT

This offer is limited to June 30th, 1986

SYSTEMATIC is

- ALL AUSTRALIAN
- FOR POWERFUL MULTIPLE FILE APPLICATIONS
- COMPLETE WITH NO PROGRAMMING.

Software Developers, Corporations and Governments are putting aside DBMS tools and 4GL's for power and cost savings with SYSTEMATIC.

Robert Smith review "Australian Computing April 1986".

"A pleasure to work with because it is a complete package".

Dr. Neil Bedingfield — "Myer"

"SYSTEMATIC has made obsolete the programming we used to do with our 4GL. It finished an application in three weeks that we estimated would take three months using the 4GL.

We are pleased. SYSTEMATIC easily returned our investment on the first application".

BRING TO YOUR ORGANISATION

- NO PROGRAMMING
- AUTOMATED SYSTEM DOCUMENTATION
- SPEED & STANDARDS
- POWERFUL APPLICATIONS

SOLD THROUGH IBM
& OLIVETTI DEALERS

or Contact Hazel Isaacs

(03) 877 7600

Interface Management Systems Ltd
43 Railway Road,
Blackburn, Vic. 3130

Tax Attack

(Continued from page 26)

```
3922 LPRINT USING FMT$;TP
3924 LPRINT TAB(15);"Rebates:"
3926 FOR I%=1 TO 9
3928 IF RB(I%)>0 THEN LPRINT TAB(21);MSG$(I%);" $";
3930 IF RB(I%)>0 THEN LPRINT USING FMT$;RB(I%)
3932 NEXT I%
3934 LPRINT TAB(15);"Total Credits: - $";
3936 LPRINT USING FMT$;REB+TP
3938 LPRINT
3939 IF PROV% = TRUE% THEN GOSUB 3970
3940 LPRINT : LPRINT TAB(15);
3942 IF AMT<0 THEN LPRINT "Your refund will be - $";
3944 IF AMT<0 THEN LPRINT USING FMT$;-AMT
3946 IF AMT>=0 THEN LPRINT "You will have to pay - $";
3948 IF AMT>=0 THEN LPRINT USING FMT$;AMT
3950 LPRINT : LPRINT CHR$(12)
3960 RETURN
3970 LPRINT TAB(15);"Add:"
3975 LPRINT TAB(15);' Provisional tax payable - $";
3980 LPRINT USING FMT$;PROVTAX
3985 LPRINT
3990 RETURN
3997 '
3998 ' tax below $4,595 is nil
3999 '
4000 BTAX=0
4010 BASE=0
4020 XTRA=TI
4030 MRGN=0
4040 RETURN
4592 '
4593 ' tax on $4,595 is nil, marginal rate 25%
4594 '
4595 BTAX=0
4605 BASE=4595
4615 XTRA=TI-BASE
4625 MRGN=.25
4635 RETURN
12497 '
12498 ' tax on $12,500 is $1976.25, marginal rate 30%
12499 '
12500 BTAX=1976.25
12510 BASE=12500
12520 XTRA=TI-BASE
12530 MRGN=.3
12540 RETURN
19497 '
19498 ' tax on $19,500 is $4076.25, marginal rate 46%
19499 '
19500 BTAX=4076.25
19510 BASE=19500
19520 XTRA=TI-BASE
19530 MRGN=.46
19540 RETURN
27997 '
27998 ' tax on $28,000 is $7986.25,
27999 '
28000 BTAX=7986.25
28010 BASE=28000
28020 XTRA=TI-BASE
28030 MRGN=.48
28040 RETURN
34997 '
34998 ' tax on $35,000 is $11,346.25,
34999 '
35000 BTAX=11346.25
35010 BASE=35000
35020 XTRA=TI-BASE
35030 MRGN=.6
35040 RETURN
```





... so powerful

Technology so powerful, its performance has astounded the computer industry world wide.

Being the first in the world to utilize National Semi-Conductor's 32032 chip set, Australia's Labtam has whet the appetite of Unix™ people everywhere.

This leading edge technology has positioned Labtam as Australia's leading supplier of Unix systems and has won Labtam the Your Computer, Australian Hardware of the Year Award.

The Labtam 32 Bit Unix™ system has now been installed by more than 50 prominent Australian organizations, not to mention overseas installations.

Labtam is a preferred supplier of computer systems to the Australian Government, Queensland Government, and the University of Queensland.

And to think they said it couldn't be done.

Zustralian Innovation
...Leading the Field.



“EPSON.
NUMBER
ONE IN
PRINTERS.”

JAMES DIBBLE



If you think the paper war can't be won, you should consider the new LQ800 and LQ1000 printers from Epson.

They're great work savers from the world's number one company in printers.

Time consuming tasks like direct mail, running reports, and monthly customer billing are quickly and efficiently taken care of.

And with the wider LQ1000, spreadsheets and financial analysis are a breeze.

Letter quality printing

With the Epson LQ800 and LQ1000 dot matrix printers, typewriters are redundant.

Even for contracts.

That's what we mean by letter quality, and you shouldn't be happy with anything less.

What's more, you can select from six different fonts, while pie charts, bar graphs, and even halftones are taken care of by Epson's graphics modes.

It's worth comparing warranties

All Epson printers are covered by a full 12-month warranty.

It may surprise you to learn that this is anything but universal in the industry, so it's well worth checking.

And now, the Epson Personal Computer

Epson has also taken the time to make a personal computer that lives up to its hard-earned reputation.

The Epson PC is an ideal partner for our

new LQ800 and LQ1000 printers – two new models bound to keep Epson number one. For your nearest Epson dealer, phone Epson Sydney (02) 452 5222 Melbourne (03) 543 6455 Brisbane (07) 832 5400

EPSON™



Public Domain

New Products	117
<i>Speaking of tax (or ranting against it) what about fringe-benefit cars? In this month's New Products a program called Cartax, designed to help companies calculate the tax payable on a fleet of company vehicles, Rolls out of the showroom.</i>	
Your Microbee	123
<i>Colin solves a scrolling machine code problem, and reads excerpts from the various user group newsletters he's received.</i>	
Your IBM	125
<i>Working in the Wordstar patch, John Hepworth uncovers a few intriguing snippets; and later takes a break to ponder the dot command you have when you're not having a dot command, some new products from Borland, the end of the 13 cm disk and the clamshell nature of IBM.</i>	
Your Bondwell	126
<i>What to do with your extra 48 characters.</i>	
Your C64	128
<i>Ian Allen pits Easyscript for the 64 against Superscript for the 128, uncovers a new cheap database for both machines, and calls upon the Infiltrator to put Rambo to shame.</i>	
Readers' Classifieds	131
Lotus Hotline	132
<i>Lotus Development Corp has had a change of heart and is now welcoming developers with open arms and a glad bag of tools with which they can work with Symphony and Lotus 1-2-3 — John Nicholls takes it from the expert's mouth.</i>	
IBM Underground	134
<i>Built into DOS is a simple but powerful programming language — the DOS commands.</i>	
Clubfile	136
<i>We've had lots of response to Clubfile, with new listings coming in every day, so keep it in mind as a source of help for all those machine-specific problems.</i>	
Services	144
<i>Always at your service.</i>	
Next Month	146
<i>Many happy returns.</i>	

MEET YOUR INTELLIGENT ASSISTANT



Loading...

THE POWER

"Q&A gets the job done in an enjoyable way."
Byte Magazine

For the first time you can ask questions of your database in a language that you already know — plain English.

Acclaimed by leading industry analysts, Q&A from Symantec is your comprehensive file management solution, with full integration of word processing and database functions.

With inbuilt compatibility, Q&A brings new flexibility and usefulness to your existing Lotus 1-2-3, dBase, PFS and Assistant Series files.

THE PRICE

"It may very well be the best value for money"
Jack Bell The Australian

More than a revolutionary new programme, Q&A sets a new standard in terms of price, performance and power. The software is available for just \$499. For an additional \$99, you get a 256k memory card.

Experience the power of the program that critics have dubbed "the next Lotus 1-2-3"

"Q&A has the potential to take this market by storm."
Keith Thompson Australian PC World

See your nearest PC dealer or contact the exclusive Australian distributor of Q&A



INTERNATIONAL SOLUTIONS

PH: (02) 319-1488

TRAINING BY **Deloitte Haskins + Sells**

Assistant Series is a registered trademark of International Business Machines. dBASE is a registered trademark of Ashton-Tate, Inc. IBM is a registered trademark of International Business Machines. Lotus 1-2-3 is a registered trademark of the Lotus Corporation. PFS is a registered trademark of Software Publishing, Inc. Q&A is a registered trademark of the Symantec Corporation.



Software

Backtrack

Tallgrass Technology (02) 211 2144
Price: \$250 or free with Tallgrass System

Backtrack is a software package which offers automatic back-up of files from hard disk to tape, another disk or to floppy disk. This automatic back-up offers a huge saving of time in any repetitive back-up procedure and a totally self-starting system for users who back up to Tallgrass TCT tape systems or disks. The automatic function ensures error-free procedures and offers a high degree of security against data loss through operator error.

Cartax

Ernst & Whinney (02) 654 4155

Price: Not quoted

Worried about Perks Tax? This new package is designed to come to grips with the complicated formula for the calculation of tax payable on a fleet of company vehicles. A company with 100 cars will face a bill of about \$112,000, and miscalculation of this tax could be expensive. The package offers calculations based on any of the six optional methods of paying the tax. When the legislation is finalised, updated packages will be offered.

Pick on IBM PC-AT

KSH Systems (03) 267 2699

Price: Not quoted

Full availability of multi-user, virtual-memory computing running the Pick system on an AT. Capable of running up to six terminals with very good response times. Compatible with Pick-based systems implemented on minis and mainframes, and designed for business and management systems rather than for scientific use. The benefit is that as needs grow, users may update hardware and retain software. Complete with built-in database with dictionary file structure and a non-procedural query language.

DRMagic

DR Graphic Research (049) 46 9922

Price: \$420

A new graphics drawing system for the Apricot PC/XI and Xen range of micros, DRMagic is mouse-driven and based on the

GSX graphics operating system. It supports 21 different fill shadings, six line styles, an unlimited number of text sizes plus the ability to load and save screen images from disk files. The entire screen may be saved or just a window, which may be redrawn in any position on another screen. Powerful image printing supports image rotation, expansion and positioning.

KSH-2 Financial Calculator

PC Accessories (02) 449 4721

Price: \$99

Part of a new range of software imported from K Software House in the United States, this program offers a background calculator specifically designed for financial applications. It is able to import data from the foreground program, carry out calculations and send the answer back, as well as having the ability to generate and print eight types of commonly used schedules including amortisation; it seems like value at the price. It's available for IBM PC/XT/ATs or compatibles, and there's a version for 8087 machines.

KSH-1 Scientific Calculator

PC Accessories (02) 449 4721

Price: \$75

Similar in concept to the Financial Calculator, this program will also run in the background and pop up when called. Functions include all the standard maths, log, trig and stats calculations. All the functions performed in integers may be expressed in binary, octal or hex, and the KSH-1 can perform logical AND, OR, XOR and NOT. Results of calculations can be placed back into the foreground program. IBM compatible.

Easy-DOS-It

PC Accessories (02) 449 4721

Price: \$95

Yet another new entry from PC Accessories, this package is a master menu program and DOS tutorial that replaces complicated keyboard entries with one-key commands. The menu screen lists all available software by number, and selection is made by pressing one key. The program automatically returns to the menu on exit of any program. It also features alphabetic listing of

If you have a genuinely new product or service you would like mentioned in this section, our news editor would like to hear about it. Each month the YC mail box is inundated with press releases vying for a column centimetre or two in 'New Products', so we've instituted a rule to make the selection procedure a little easier: if you include vital details, such as price and phone numbers for publication, your release goes into the pile marked 'editor'; otherwise, it's destined for the pile marked 'shreditor'.

all DOS commands for single-keystroke execution. (Needs DOS 2.0 or higher.) The menu also allows password protection of programs.

Clinic Software

Medix Software (02) 449 9162

Price: \$975

Designed by doctors for doctors, this package completely takes care of patient records, case histories, clinical notes and progress. It is configured to run on a PC or clone with hard disk, and an optional billing package is available. Designed to be very user friendly, Clinic should be easily managed by staff without special training. In its present form, the package would be powerful enough to cater for the needs of a small hospital.

SNS Viatel

SNS Computer Systems (02) 438

2665

Price: \$495

A Viatel access program, SNS is tailored for users of Convergent Technologies' N-Gen and MDS Systems' Hero computer workstations. It supports both colour and monochrome displays with reverse video and half-tones on monochrome. There are more than 6000 N-Gen computers in use in Australia

Pro Design 2

Pantek Australia (03) 836 9633

Price: \$790

This is a new computer-aided drafting package with features which include on-screen zooming of images, full on-screen editing of drawings, easy drawing of circles and other figures, a simple menu, variable line thicknesses. A virtual-screen facility allows users of IBM colour graphics displays to draw to a screen four times larger than the actual screen. A full on-line help facility is available from the ? key, and 'esc' will undo the last command.

Zap Software Utility

Computer Enhancements (03) 267

7829

Price: \$79.95

Zap loads into your DOS disk and, with an AUTOEXEC.BAT, slips quietly into the background and speeds up disk access time, allowing programs such as databases to run up to four times faster. Offering speed increases to be almost as fast as RAMdisk without the inherent danger of data loss by power failure, it seems good value. If you calculate your time at as little as \$10 an hour it won't take long to pay for itself. ▶

PRESIDENT COMPUTERS PTY. LIMITED

We put it all together down under!



President Computers, an all Australian Company with 16 years in the office and computer equipment industry, have proudly established a computer factory at the Gold Coast, Queensland to build computers for Australians by Australians to:

PRESIDENT AUSTRALIAN STANDARD

Our features are:

- STANDARD WARRANTY 2 YEARS
- STANDARD RAM 704k PLUS REAL TIME CLOCK
- STANDARD PORTS: 2 X SERIAL
1 X PARALLEL
1 X I/O 25 PIN
- STANDARD GRAPHICS VIDEO CARD, RGB, TTL, COMPOSITE VIDEO, 14 GRAPHIC MODES
- STANDARD DUAL PROCESSOR 8088-2, 4.77 MHZ OR 8 MHZ PUSH BUTTON SELECTABLE WITH MODE INDICATOR LIGHT
- STANDARD UP FRONT RESET BUTTON AND SPEAKER
- STANDARD A.T. TYPE ENHANCED KEYBOARD WITH MODE LIGHTS
- STANDARD FLOW THROUGH VENTILATION SYSTEM WITH SILENT DYNAMIC PROFILED POWER SUPPLY WITH 4 INCH TURBO FAN AND OVERLOAD PROTECTION (FOR AUSTRALIAN CONDITIONS)
- STANDARD KEY SWITCH LOCK FOR SECURITY
- STANDARD 8 EXPANSION SLOTS
- STANDARD QUALITY PC. MOTHERBOARD MULTILAYER
- STANDARD 2 EXTERNAL POWER OUTLETS FOR PRINTER, PLOTTER, MONITOR, ETC.
- STANDARD DOS 2.11 and 3.1 + FREE SOFTWARE
- OPTION OF ANY COMBINATION OF DISK DRIVES, FLOPPY, HARD DISK, TAPE BACKUP, MAXIMUM 4 INBUILT + 2 EXTERNAL



President Computers P/L H.O.
100 George Street,
Hornsby, N.S.W. 2077
(02) 476 2700

President Computers Victoria
609 St. Kilda Road,
Melbourne, Vic. 3004
(03) 529 1788

Canberra Ph: (062) 47 3403
Darwin (089) 81 5905
Perth (09) 389 1226
Tasmania (002) 34 3446
(003) 31 8388

President Computers Qld.
54 Robertson Street,
Fortitude Valley 4006
(07) 52 3288

President Computer Factory
1 Computer Street,
Labrador, Qld. 4215
(075) 37 4641

President Computer Marketing
305 Morphet Street,
Adelaide, S.A. 5000
(08) 212 1799

THE ONLY THING NOT STANDARD IS OUR DOWN UNDER PRICE!



PRESIDENT COMPUTERS GOLD COAST

SUPPORT AUSTRALIAN BUSINESS



PHONE ONE OF OUR DISTRIBUTION CENTRES FOR YOUR LOCAL DEALER

NEW PRODUCTS

Miscellaneous

First Touch Keyboard Strip

3M Australia (02) 498 9333

Price: \$55

A simple, self-adhesive strip, the First Touch is designed to attach to the leading edge of your keyboard and be the first thing you touch when operating the system. It will drain away any static electricity which would otherwise be capable of causing memory loss or erroneous data transmissions. Can I get one for my head? ▶

Memorex Disk Head Cleaner

Memorex (02) 908 2211

Price: \$25

This is a new dry type of head-cleaning disk: no more finding your head-cleaning disk has dried out or you have no refills available. A polyester-based material in the cleaning unit is composed of microscopic waveforms which trap and hold dirt. Suitable for both single- and double-sided drives and reusable up to 150 times, there is a mark-off section on the cover to keep tabs on usage.



Orb 250, 500, 1000, 1700

Sab Nife (02) 406 4966

Price: from \$2500 to \$5333

An uninterruptible power supply in a range of 250 VA to 1700 VA, the Orbs offer total protection in the case of power failure for up to 10 minutes — plenty of time

to dump files to disk. The supply also features a constant voltage transformer which ensures spike-free current to your computer while it charges the maintenance-free back-up battery. I've seen a computer after a lightning strike and it's not a pretty sight!

Dustcover for PC

DACOM Business Data Management (02) 419 6521

Price: \$30 one-off; \$22.50 for 100+

A dustcover for a monitor with a separate cover for the keyboard.

this is designed for the IBM but will fit most personal computers and monitors. Made from 100 per cent anti-static and breathable cotton, it should reduce maintenance and downtime. Companies ordering bulk quantities may have their company logo embroidered free of charge. Keyboard and monitor covers are available separately. ◀



Services

Unix/Xenix disk conversion

The Automated Office (02) 411 1892

Price: \$10 per disk (average)

A new service offered to those who need to transfer files between Unix and Xenix systems. Transfer can be made between different disk formats and operating systems. ▶

NEW PRODUCTS

New Machines

Amiga with PAL monitor
Chambers Computer Supplies
(03) 700 5344, (02) 356 3155
Price: \$2995

Not a new machine, but a long-awaited combination of machine and monitor. The monitor is a 35.5 cm analogue RGB complete with a remote-controlled UHF/VHF tuner designed for Australia. The monitor can be purchased separately at \$750 and carries a 12-month guarantee. Both the three-month guarantee on the Amiga and the monitor guarantee can be extended to three years for an unquoted fee.

Atari 520ST
Mobex (02) 406 6277
Price: \$2399
This new Atari system comes

complete with 512 Kbytes of RAM, an SF354 9 cm 500 Kbyte disk, a high-resolution 30 cm monitor and a mouse controller. Driven by a Motorola 68000 at 8 MHz, the system uses Digital Research's GEM operating system with icons and pull-down menus. The software package includes TOS (Tramiel Operating System), ST basic, ST Logo, First Word Processing and a graphics design program. A colour option with RF modulation enables a standard colour television to be used.

Mentor 1700
Clegg Driscoll Consultants (02) 819 7888
Price: \$16,000 to \$26,000

A new 1700 series computer which outperforms and supports more users than any comparable Pick-based computer. Based on the 80286, it is available as a three- or nine-user system with 20 Mbyte or 40 Mbyte hard disks. It is more economic to install

than a similar number of networked PCs, and is ideal for distributed systems. The 1700 supports the Pick system but will also run MS-DOS. The unit comes with floor-standing CPU, high-res monitor and keylock for security.

Vax 8500
Digital Equipment Corporation
(02) 412 5269
Price: From \$481,000 (yes, that's right)

A new toy for those of you who have outgrown your PC, the Vax 8500 offers performance three times better than the industry standard Vax-11/70. With a footprint of only 0.52 sq m, this 32-bit machine is multi-functional and multi-user. Vax offers a one-year on-site warranty, and software may be licensed on a monthly basis. The DECnet/Ethernet supplied provides users with a complete set of networking tools.

Peripherals and Extensions

The First Nice Modem
Bresike (02) 457 9947 (voice);
(02) 457 8281 (modem)

Price: \$279 RS232;
\$299 Commodore
An Australian-produced and Telecom-approved modem suited to any RS232-connect computer, the Nice Modem plugs directly into a phone socket and is supplied with its own pushbutton phone and power supply. Modes include CCITT V21, 300 bps full duplex, V23 600/75 half duplex, 1200/75 and 75/1200 half duplex plus Bell standards. It also features auto-answer and disconnect facilities. Order by phone or by contacting Omen II bulletin board.

**20MB
HARD
DISK
UPGRADE**

Microscience HH-725 20Mb
hard disk with adaptec chip
set hard disk controller card **\$1250**



CONSULTECH AUSTRALIA PTY. LTD.

271 Blackburn Rd.,
MT. WAVERLEY 3149
TEL: (03) 233 8999

Distributors:

Vic.: Lasernet Computing Systems (03) 534 0489
W.A.: Intouch Australia (09) 332 6923
Tas.: Giffard Business Equipment (002) 72 6379

Con/ST/YC

NEW PRODUCTS

Furniture

Datalite Copyholder

Sylex (02) 647 2888

Price: \$189 and \$215

Sylex has introduced two new pedestal-mounted electric copyholders. Copy movement through the holders is smoothly

controlled by a foot pedal, both forward and reverse, and the built-in soft light over a magnifying bar affords a comfortable reading level. The height is adjustable on a telescopic leg. The difference between models is simply the width of copy capacity, with the smaller allowing a 350 mm copy width and the larger 455 mm.



Sylex Monitor Bases

Sylex (02) 647 2888

Price: \$28, \$32, \$95, \$179

Four new monitor bases designed for maximum flexibility are also from Sylex. The first, with 360-degree swivel and +/- 12.5 degrees of tilt, is designed for 280 mm by 260 mm bases; the second, with the same specs, is for bases up to 260 mm by

310 mm — both incorporating a pencil tray. The third will carry up to 100 kg and spins through 360 degrees with a 'lazy susan' action, but has no tilt facility. The top model allows tilt of +/- 5 degrees, 360-degree swivel and incorporates a copy holder. Available in colours to blend with modern offices. □

DOES YOUR COMPUTER ROOM LOOK LIKE THIS?



We could convert this mess into a proper functioning computer room. Services we offer are:

- Make up Computer Leads
 - Distribution of V.D.U. ports to workstations.
 - Run clean Power Lines for Computers
 - Wire up Computer Rooms, Total Power Needs
 - Power Conditioners
 - Patch Panels
- and many more facilities available.*

Hewlett Packard is just one of the many companies who have received the **STERLING TOUCH** LIC: # 29310



Sterling Electrical

Ph: (02) 670 3068

Compatible PC XT AT

Specifications:

Description	PCXT	PCAT
Processor	8088	80286
Processor Speed	4.77MHz or 6.77MHz	6Mhz or 8MHz
RAM	640K	640K
Expansion Slots	8 (5 vacant)	8 (6 vacant)
Ports	2 x Serial 1 x Parallel	2 x Serial (1 installed) 1 x Parallel
Real Time Clock	Yes	Yes
Games Port	Yes	No
Co-Processor Opt.	Yes (8087)	Yes (80287)
Monochrome Hercules Compatible Adaptor	Std. 720 x 348 1 x Parallel	Std. 720 x 348 1 x Parallel port
System Pricing with: (Does not include Sales Tax)		
Single Floppy	360K \$1695.00	1.2MB \$4595.00
Two Floppies	720K \$1995.00	2.4MB \$5060.00
Hard Disk Drives	10MB \$2995.00 20MB \$3495.00	20MB \$5995.00 40MB \$7645.00
Video Options	Colour/Graphic Mono/Colour	320 x 200 4 colours 640 x 400 4 colours
Power Supply	150 Watt	200 Watt
DOS	3.1 Std.	3.1 Std.
Warranty	6 Months	6 Months
Availability	Ex-stock	Ex-stock

There is a wide choice of IBM* Compatible products on the market but do they all offer:

- Inexpensive Pricing Policy
- Product Quality and Reliability
- Established and Reliable Supplier with a Track Record
- Good Support and Service
- National Service Centres
- Wide range of application software



The Company:

Dicker Data were pioneers in the microcomputer business. We have been selling, supporting and servicing computer systems for over 7 years. Our customers include the Department of Defence, McDonalds Restaurants, CSIRO, Universities, Hospitals, CBFC Limited, Engineers, Professionals and many varied businesses, etc.

Customer Support Program:

We know what your requirements are and we make sure that we can support our products. Customer Support staff are available to provide answers to your questions about the Compatible product range. We only sell products we can support and know

Inexpensive Computing:

The "Compatible" range of Personal Computers can run industry standard hardware and software, at a minimum price. Your computer is only as good as your software, so if the same package will run on a system that costs 50% less why pay more?

Customer Service Program:

The warranty is 6 months. All service is done on a "Swap Module" basis. This means there is no waiting for your faulty computer part to be repaired. We simply swap the module for a new one either at your office or at one of our Service Centres throughout Australia.

Dicker Data

OVER 7 YEARS SERVICE
TO THE MICROCOMPUTER
INDUSTRY.

DEALER INQUIRIES INVITED

Dicker Data Projects Pty. Ltd., 78 Captain Cook Drive, Caringbah 2229; (02) 525 2122; Telex: 170182 Dicker.

N.S.W.: Chatswood — 411 1892; Mt. Druitt — 625 0258; Blacktown — 671 7109; Artarmon — 439 4388; North Sydney — 959 4555; Connells Point — 546 6499; Marayong — 671 5800; Albury — (060) 21 3926; Coffs Harbour — (066) 52 4077; VIC: South Melbourne — (03) 419 8406; Hawthorn — (03) 818 0794; QLD: Brisbane — (07) 229 7712; Woolloongabba — (07) 391 9209; S.A.: Adelaide — (08) 223 4950; W.A.: Subiaco — (09) 381 8677.

I HAVE JUST received the first issue for 1986 of the Townsville Microbee User Group's newsletter. The group is to be congratulated on the wealth of useful information it has put together. Microbee owners in the Townsville area should contact this enthusiastic group at PO Box 5751, Townsville Mail Centre 4810, or phone the Secretary, Mannie Van Rijswijk, on (077) 73 4236 after working hours. The group meets at 7.30 pm on the second and fourth Mondays in the month in St Mary's Secondary School, Crowle Street, Hermit Park, and visitors are welcome.

It was interesting to read an article in *The Sting*, the WA User Group's newsletter, about the new Gamma machine, in which the writer echoed my own sentiments. There is no point getting carried away with a machine just because it has the latest chips, more memory and so on. The important point with a computer is what it does and how well it does it, and for most home users the current machines offer plenty of reasonably priced programs and enough speed for most purposes.

Peculiar Code Problem

Back to my battles with machine code, and a peculiar problem which perhaps others have also found. I wrote a program in BASIC using three machine code routines, including one which scrolled the entire screen, colour and all, to add some variety to the usual CLS instruction. The program ran very well on my own machine, but when I tried it on others it produced some terrible PCG characters.

It took some time to work out the cause of the disaster, but it was obvious once I went through the routines very carefully. The Microbee uses the normal method of addressing its memory, but to conserve space some areas of memory hold two sections at one time. The most obvious is the screen area, from 61440 to 63487, which also has a ROM at the same address with the character shapes. You can switch the character ROM into and out of use with the ROMREAD signal which comes from bit 1 of the output port at 0Bh.

The colour RAM is paralleled in the same manner, with the normal PCG RAM at addresses 63488 to 65535. The two different RAMs are switched into circuit by a write to bit five of port 08, and this is where I came unstuck. On a monochrome Microbee there is no connection to disable the PCG RAM, and my routine to move the colour bytes merely moved all

There is no point getting carried away with a machine just because it has the latest chips, more memory and so on. The important point with a computer is what it does and how well it does it.

the PCG characters one byte in memory. I'll watch this problem in future.

Assembly language programmers can check if a machine has colour fitted or not by writing a known value to a PCG byte, switching the colour RAM into place, and writing a different value to it. Now if you switch back to normal PCG RAM you will either find the original value if you have a colour machine, or the value which should have gone into the colour RAM on a monochrome machine.

User Group Knowledge

The many user groups continue to accumulate a wealth of knowledge and programs. The Sydney Microbee Users' Group has over 100 different cassettes with up to eight programs per cassette for members' use, plus well over 15 disks full of programs for sale, ranging from public domain material to members' own work in both BASIC and machine code. The Adelaide Users' Group has 19 disks in its library and has printed out details of the programs on each disk in its very 'newsy' monthly newsletter. The Melbourne and Canberra clubs also have many programs available for members' use.

Assembly Language programmers can get some good tips from Lewis Badham's small book *Life after BASIC* or from *Microbee Assembly Language Programming*, both available from Federal Publishing and Microbee Systems stores.

I have had a few enquiries from readers wanting a good assembler for Z80 code. I understand the excellent Microsoft Macro-Assembler is no longer available, but I have received news of a new, reasonably priced assembler from Glyphic Software, PO Box 391, Pennant Hills 2120. The program is called the Mitek Relocatable Z80 Macro Assembler and Z80 Symbolic

Debugger; you buy the program in parts if needed. The assembler alone is \$67.50, while the linker and debugger (with an 8080-to-Z80 converter) cost \$125. The package for the two programs, including manuals, is \$165. Write to Glyphic Software if you need more information. I can't go into much detail here, but one of the niceties of this package is that it produces both hex and Microsoft-compatible files, as well as machine code files suitable for including in Pascal routines.

Premium Word Processor

I was lucky enough to see a demonstration of Microbee Systems' latest word processor, suitable for the Premium range of machines. This includes the facility of seeing on the screen exactly what you will get on the printed page, including boldfaced type, underlining, italics, sub/superscripts and more. It is in colour, which makes it very easy on the eyes as the command codes and menus stand out from the printed page so well. I particularly like the page layout feature, which gives an impression of how the final page will look.

The graphics tablet and its associated screen manipulation program should ensure a rapid growth of programs making use of all the extra PCG characters available in the Premium range. A scanner head can be attached to the Microbee range of dot matrix printers to convert pictures into digitised images. Sounds like a winning product at a very sensible price.

In case you missed it, Microbee Systems has very quietly reintroduced the 64 Kbyte 13 cm disk system as part of its 'Mix and Match' concept. The 64 Kbyte unit has a lot to recommend it, as it seems to be happy with most of the public domain CP/M software on the market, whereas the 128 Kbyte small-business machine running under the shell system has been reported to have a few oddities which cause problems on some programs — Submit is an example.

Microbee Systems had a change of heart recently with regard to the many user groups, and has started to try to liaise much more closely with them. Three or four groups (at least) have received free of charge a 32 Kbyte Premium machine for review. There has been much discussion among members of most groups as to how many will upgrade to the Premium series, and the percentage seems to be very high indeed. For the small upgrade cost — around \$150 to \$200 — you certainly get a lot of extra features. □

Books of Special Interest to Our Readers

THE USER'S GUIDE TO COMMODORE 64 & VIC 20

The editors of Consumer Guide have compiled a thorough introduction to the Commodore 64 and Vic 20 computers, software and peripherals. With colour illustrations and a clearly written text, this reference will guide the newcomer through all phases of learning how to use the computer: From setting the system up, learning what each key does, expanding the system with peripherals, to buying new software. Specific exercises are included for each of the keys. Spiral bound, 80pp.

H0065G \$8.50

EASY-TO-UNDERSTAND GUIDE TO HOME COMPUTERS

Confused by all those computer terms? This clearly written book from the editors of Consumer Guide tells exactly what computers are, how they work and why they are so amazingly useful, all in plain English. Here is all of the information needed to understand and use computers, and even to start programming. A special buying section compares the most popular home computers. This book is your ticket to the computer age! Spiral bound, 96pp.

H0066G \$5.95

COMPUTER TERMINOLOGY EXPLAINED

Concise explains the most common terms encountered by the home computer enthusiast as well as many of those used with mini and mainframe computers. Includes tables of ASCII codes and BASIC control codes. 81pp.

H0143B \$5.95

ALMOST EVERYBODY'S PERSONAL COMPUTER BOOK

Written for the computing beginner to break the enormous barrier of jargon and mystique that seems to surround computers. With a highly readable approach, the author introduces the basic concepts and develops them into a general discussion on personal computers including choosing and caring for a PC. Also offers an introduction to BASIC programming. 160pp.

H0144Z \$6.95

SPOTLIGHT ON COMPUTER AWARENESS

An introduction to speaking confidently about how computers work, their applications, their history (from abacus to IBM) and employment prospects in computer related fields. Includes a comprehensive glossary. 84pp.

H0145P \$6.95

A PRACTICAL INTRODUCTION TO MICROPROCESSORS

Takes the reader through the construction of a simple microprocessor and experimenting with it to gain an insight into the complexities of microprocessing. The book assumes a general knowledge of electronics. 90pp.

J0158B \$5.95

MICROCOMPUTING DESIGN & TROUBLESHOOTING

Explains designing microcomputer systems and making them work without expensive commercial development systems or the need for costly test instrumentation. Includes a complete description of two microprocessors—the 8085 and the 6502. 346pp.

J0161P \$26.75

EASY ADD-ON PROJECTS FOR COMMODORE 64, VIC-20, BBC MICRO & ACORN ELECTRON

The simple and inexpensive projects include a pulse detector, model controller, light pen, lap sensor and more plus six projects that make up a weather station. 191pp.

J0165B \$6.95

A Z80 WORKSHOP MANUAL

Intended for those who want to progress beyond programming in BASIC to topics such as machine code and assembly language programming or who need hardware details of the Z80-based computers. 184pp.

J0283B \$8.95

SECRETS OF THE COMMODORE 64

A beginner's guide to the C64 with masses of useful information and programming tips as well as describing how to get the best from the powerful sound and graphics facilities. Includes two useful chapters on machine code. 109pp.

J0297B \$5.95

MICRO INTERFACING CIRCUITS: BOOK 1

Guides those who are unaccustomed to microprocessor techniques but have some knowledge of electronics, through a practical approach to address decoding, parallel and serial interfacing, analogue to digital and digital to analogue converters, etc. 96pp.

J0325B \$6.55

MICRO INTERFACING CIRCUITS: BOOK 2

Develops the practical side of interfacing introduced in Book 1. Discusses sound and speech generators, temperature and optical sensors, motor controllers, etc. 87pp.

J0326B \$6.55

AN INTRODUCTION TO MSX BASIC

For those wanting to learn to program, Microsoft Extended (MSX) Basic offers a powerful and flexible version of the most popular computing language. This comprehensive introduction starts with the basics and progresses by stages to the more advanced programming techniques and includes coverage of advanced multicolour, sprite graphics, and the programmable sound generator. 88pp.

K0047B \$6.95

THE BEST VIC/COMMODORE SOFTWARE

Trying to find the most suitable software for personal computers can be frustrating. The editors of Consumer Guide have compiled comprehensive reviews of VIC 20 and Commodore 64 programs based on ratings by user groups; further evaluation is given by the editors and Commodore software experts Jim and Ellen Strasma. Each review describes the program's purpose and features, detailing both the good points and bad. Each program has been rated for ease of use, clarity of written and on-screen instructions, and overall performance. The program's price, publisher, format and hardware requirements are also included. The reviews are presented in sets by topic: Word Processing, Business, Home, Education, Networking, Strategy Games, Arcade Games and Programming Aids. Spiral bound, 192pp.

K0052G \$8.50

THE BEST APPLE SOFTWARE

Trying to find the most suitable software for personal computers can be frustrating. The editors of Consumer Guide have compiled comprehensive reviews of Apple II, II Plus and IIe programs based on ratings by user groups; further evaluation is given by the editors and Apple software expert Roe Adams. Each review describes the program's purpose and features, detailing both the good points and bad. Each program has been rated for ease of use, clarity of written and on-screen instructions, and overall performance. The program's price, publisher, format and hardware requirements are also included. The reviews are presented in sets by topic: Word Processing, Business, Home, Education, Networking, Strategy Games, Arcade Games and Programming Aids. Spiral bound, 160pp.

K0060G \$8.50

STARTING FORTH

This clear and complete guide to FORTH, covers fundamental principles and then a full set of high-level commands. It concludes with advanced techniques and style. 348pp.

K0177H \$37.95

APPLE II ASSEMBLY LANGUAGE

Teaches assembly language programming at the beginning level: No prior knowledge of 6502 assembly language is needed. Includes hands-on exercises and experiments with both software and hardware. Provides interfacing circuits and programs that can be used on the Apple II without modification. 334pp.

K0195P \$23.95

Postage and packing additional. Please add the appropriate charge to your order —

POSTAGE AND HANDLING CHARGES	ORDER VALUE	ADD
	Up to \$9.99	\$2.25
	\$10 to \$19.99	\$4.25
	\$20 to \$39.99	\$5.25
	\$40 to \$99.99	\$6.25
	\$100 and over	\$7.25

For airmail to Papua New Guinea, New Zealand, Oceania and Southeast Asia, add \$6.00 to these charges.

Stock of some titles may be limited.

Order today! Simply send your cheque or money order to —

Federal Marketing Book Sales
PO Box 227,
Waterloo 2017 NSW.
Tel: (02) 663-9999. Tlx: AA74488

HANDS UP all the Wordstar users. My, aren't there still a lot of you out there! A couple of little snippets for you. Wordstar 3.3 for the IBM PC and close compatibles writes directly to the screen in order to pick up display speed. Older versions wrote to the screen as a serial terminal, which is just a little slower than writing directly to the video RAM.

Occasionally it is still essential to use the older video I/O. Microsoft Windows cannot allow programs which write directly to the screen to work within a window while other programs are running in separate windows. Some MS-DOS machines use different video addresses from IBM, and won't run the unpatched Wordstar. Using programs like Remote, or the CTTY command from DOS, to run Wordstar on a host PC from a remote terminal requires a patched version of Wordstar to really run successfully.

A very simple patch will do the job. First copy WS.COM to a second disk, and then use Debug to patch three bytes in the file. Remember — patch a copy, don't ever patch your only copy of any file!

Listing 1.

```
C > debug b:ws.com
-e 2aa
2AEE:02AA FF.00
-e 2b0
2AEE:02B0 FF.00
-e 2b3
2AEE:02B3 FF.00
-w
Writing 5380 bytes
-g
C >
```

In the example (Listing 1) I had Debug on the C drive and WS.COM on a disk in the B drive. The display is an actual patch session, copied from the screen with Sidekick. Entries made by the user are underlined — the Debug responses are not underlined.

I am writing this column with the patched version of Wordstar — working perfectly with only a tiny loss of speed when rewriting whole screens. I have run it within a window in Windows, and remote-controlled a PC running Wordstar over a phone line!

The Claytons Dot Command

You all know what a dot command is — a

Borland is the firm which effectively proved the insanity of copy protection by selling good products at a price low enough for all users to afford. It proved its point with sales of half a million copies of Turbo Pascal, and made its entry into utility software with Sidekick.

full stop on the first character of a line followed by instructions to Wordstar. The Claytons dot command is some other string (like .OBJ) part-way across a line. No problem until a reformat puts the .OBJ (or whatever) at the beginning of a line. Wordstar now ignores the whole line while printing, or does something else unexpected.

The solution is simple — put two control-S's immediately in front of the full stop, like this: ^S^S.OBJ. Either use function key 7 twice or Control-PS twice to insert the two Control-S's into the file.

Borland Moves

Borland is the firm which effectively proved the insanity of copy protection by selling good products at a price low enough for all users to afford. It proved its point with sales of half a million copies of Turbo Pascal, and made its entry into utility software with Sidekick. New language products have been rumoured for some time — Turbo BASIC, Turbo C, and others. An 8-bit version of Turbo Modula2 was even reviewed in an American magazine last year. Just released in the United States is Turbo Prolog, and at a price there of under \$US100 it is sure to be highly successful.

The add-ons to Turbo Pascal — Games, the Database, Editor and Graphics Toolboxes — all included full source code with documentation, to allow customisation and/or use of procedures within one's own programs. They served the triple purpose of providing running programs, sup-

plying invaluable functions and procedures for use in other people's programs, and acting as advanced tutorials in the use of Pascal.

The first add-on product for Turbo Lightning has also been released. Called Word Wizard, it is designed for crossword puzzle and cipher fanatics and appears to be the reverse of a spelling checker. Written in Turbo Pascal, Word Wizard also includes source code and documentation. In typical Borland style it isn't just a running program but also forms part of a tutorial on preparing applications to run with Turbo Lightning.

The End of 13 cm Disks?

IBM has effectively announced the end of the 13 cm disk. Nine cm 720 Kbyte drives will now be available on most PCs except for the AT, but 360 Kbyte drives using the classic 13 cm disks will still be fitted ex-factory to many units.

Other IBM announcements include:

- An upgrade option for the PC-IX to allow for 720 Kbyte disk drives.
- External 720 Kbyte 9 cm drives for use with desktop PCs.
- Internal 720 Kbyte 9 cm drives for new models of the PC XT.
- DOS 3.2 to make provision for the 720 Kbyte drives.
- A laptop computer called the PC Convertible.

The Clamshell

For well over a year there have been rumours of a laptop from IBM; in these rumours it has been called the Clamshell. It has at last been announced in the United States as the IBM PC Convertible, and comes standard with two 9 cm disk drives with 720 Kbyte capacity each. Using battery power for its 80C88 CMOS processor, it is highly portable, especially since it weighs only around 6 kg. The 80-column by 25-line LCD screen can be detached and various mono or colour monitors attached via a CRT display adaptor. Standard memory is 256 Kbytes, which can be expanded to 512 Kbytes.

Laptops have become a growing market segment, with many people on the move finding them invaluable. The use of 720 Kbyte disks makes hard disks less essential as bigger files can be realistically used with floppies. It will be fascinating to see how well the new Convertible, the new drives and the new DOS gain acceptance. □

THE BONDWELL screen display is 25 lines of 80 columns, or 2000 characters precisely, yet the memory space allocated to the screen display is 2048 characters. It turns out that the extra 48 characters can be used for a non-scrolling status display at the bottom of the screen.

The obvious use for this status line is to show the current setting of the special function keys, although with only 48 characters available there will probably only be room to describe function keys 1 to 8. An alternative purpose would be to display a name identifying the disk the system was booted from. Custom-written programs could use the line to display specialised status information.

There is one drawback, however. Although the first 48 characters of the bottom line can be displayed, the remaining 32 characters appear as garbage. In fact, these characters are the first part of the top display line. This is because the address range of the display controller wraps around at FFFFh and starts again at the beginning of screen memory. For many programs, such as Wordstar, this does not matter, as the top line only contains status information anyway.

Reprogramming Display Controller

In order to display the extra characters it is necessary to reprogram the video display controller. Strictly speaking, the whole set of display parameters should be recalculated and reprogrammed, but in practice I have found simply changing the number of display lines from 25 to 26 works reliably. There is enough room on the screen for the extra line, and the internal video timing seems to have enough slack in the vertical retrace to cope with the extra display line without any loss of stability.

The procedure to reprogram the video controller to 26 lines is similar to that previously presented to adjust the shape of the cursor. A pair of data values is written to the controller ports. The first selects the controller register to be reprogrammed and the second enters the required data. In this case we wish to write the value 26 into register 6. The sequence is to write 6 to port 10h (to select register 6) and then 26 to port 11h (to enter the number of screen lines into register 6).

Having reprogrammed the controller to display 26 lines we must POKE the data to be displayed into the appropriate memory locations. These locations are FFD0h

In order to display the extra characters it is necessary to reprogram the video display controller. Strictly speaking, the whole set of display parameters should be recalculated and reprogrammed, but in practice I have found simply changing the number of display lines from 25 to 26 works reliably.

(65488d) to FFFFh (65535d), and the data can be POKEd either from BASIC or from a machine language program. Listing 1 is an

Listing 1.

```

ORG 100h
MVI A,6      ; Select register 6
OUT 10h
MVI A,26    ; and set it to 26.
OUT 11h
LXI H,0FFD0h
MVI B,48    ; Clear 48 spaces.

LOOPA:
MVI A,' '
MOV M,A
INX H
MOV A,B
DCR A
MOV B,A
CPI 0
JNZ LOOPA
LXI H,0FFD0h
LXI D,082h  ; Get the command line
LDA 080h    ; tail

LOOPB:
CPI 0      ; and copy it until
RZ        ; there is no more.
MOV B,A
LDAX D
INX D
MOV M,A
INX H
MOV A,B
DCR A
JMP LOOPB

END

```

example program that copies the command line tail into the status line area.

Create the program in a file called STATUS.ASM, copy it to your number two CP/M disk and assemble it with the command MAC STATUS.

Create the executable file with the command HEXCOM STATUS. Execute the program by typing STATUS followed by the status line required: "Status this is the Status Line <Return>".

For those who prefer a full 80-character status line without garbage characters, line 25 of the display can be prevented from scrolling by entering the changes shown in Table 1. This table shows the memory location, the old value and the new value. It also shows the byte offset in CPM 3.SYS for those who can edit a non-textfile. If this technique is used a small utility program will be required to insert the required message at FF80h to FFCFh. The second half of STATUS.ASM could be adapted for this job.

Memory Location	CPM 3. SYS File Offset	Old Value	New Value
EB13	893	18	17
EB23	8A3	80	30
EB2A	8AA	80	30
EC03	783	18	17
EC10	790	D0	80
EC1D	79D	80	30
EC2D	7AD	18	17
EC35	7B5	80	30
EC3E	7BE	7F	2F
EC41	7C1	CF	7F

Table 1. Patch to scroll 24 lines only.

Note that these adjustments to the screen handler do not apply to either the clear screen command or the clear to end of screen command. In both these cases memory right up to FFFFh is cleared, and there is not room in the code to alter it without making major changes to the system software.

If these changes are installed, the software supplied with the Bondwell must be reconfigured for a 24-line display. Note all the values in Table 1 are in hex. These absolute memory locations can be expected to change with different revisions of the software, but I have not yet discovered more than one version of the Bondwell operating system. However, don't try installing these changes if the locations do not already contain the 'old value' given in the table. □



A NEW SPECIES - THE COMPUTER ORPHAN

You may even know one! They are the people who saw an ad in the paper or on television for a supposedly compatible computer at a ridiculously low price. When they bought their cheap computer, they couldn't help but brag about their deal to their friends.

Eventually it happened - the cheap computer developed problems.

Unfortunately however, some companies do not even stay in business long enough to honour the guarantee (if any) they give with their computers.

Pantek Australia Pty. Ltd. have been supplying **LEGAL** and compatible computers to Australian industry and private individuals for almost three years now. With national service support provided by Hills Industries, the Pantek range of industry compatible XT and AT computers have become the only viable and more economical alternative to you know who.

Pantek

AUSTRALIA PTY. LTD.

Melbourne
(03) 836 9633

Sydney
(02) 387 1627

Brisbane
Business Electronics P/L
(07) 369 6200

Adelaide
Linx Computers P/L
(08) 42 8947

Perth
Integrity Computer Marketing
(09) 381 2433

Superscript

One of the first programs released for the 128 was the Superscript word processor, written by the same people who wrote Easyscript for the 64. Easyscript files therefore remain readable with Superscript (including most of the formatting commands). The 128 program has lots more bells and whistles, including a built-in spelling checker (selectable in either American or English versions) which is surprisingly quick and easy to use. It starts with several thousand words, but you can teach it to recognise up to 30,000.

Superscript also has a built-in word counter, which tells you how much you've written in words, sentences and paragraphs, and also gives you the number of unique words. The program even has maths features, making it possible to add up rows and columns of figures. While it is no spreadsheet, it is very useful for simple calculations, so if that's all you need in this line it saves you the expense of buying a true spreadsheet.

Another feature I like is Superscript's mailmerge function. Mailmerging lets you write a form letter and send personalised copies to a number of people. The program should extract details such as name and address and insert them into the form letter at the correct places. With Easyscript, this process was a nightmare: one mistake in your merge list would totally confuse it. Instead of saying 'Dear Mr Jones' it would end up inserting the address, to read: 'Dear Mr Willoughby Rd'. I'm happy to say Superscript has no prob-

lems in this regard; its mailmerging even has optional fields allowing for situations where an address might be unusually short or long.

My main criticism of the package is not the software — it's what you don't get in the box. When Easyscript was first released, \$100 bought you two program disks plus one of the most comprehensive and easy-to-use manuals I've yet seen. Superscript, at \$150, provides just one protected program disk and a rather tacky manual.

No-frills Database

One of my pet hates is Superbase. There's no denying its power and flexibility as a database, but it's a pain in the neck to use! When I think of the number of hours I've wasted trying to figure out from the incomprehensible documentation how to get it to do even the simplest of tasks, my blood boils...

Fortunately Ozisoft has released a low-cost database program which caters for people who don't need massive power and complexity. Developed by Radarsoft in Britain, Databasis is available in both 64 and 128 versions. Its virtues are that it is very simple to use and reasonably fool-proof. It's more than adequate for non-business applications like maintaining a club mailing list or details of your cassette collection.

Databasis stores the entire file in the computer's memory. This has the advantage that sorting and updating records is very fast (no need to access the disk), but

it also limits the maximum size of the file. On the 128 version I had no problems storing a mailing list with 500 entries, although you wouldn't be able to cope with this on a 64.

Rambo Reproductions . . .

Ozisoft has been distributing the Rambo game for some time, so if you're into the sentiments of the movie you probably have a copy by now. What you might not know of is the existence of a more up-to-date scenario. It's called Infiltrator, and combines Rambo ethics with the style of 'Blue Thunder'. Unlike in Rambo, the enemy is not named: he's just the "insane leader of a small militaristic nation". You are Captain Johnny 'Buckaroo Rambo' McGibbits and your job is covert: fly your unmarked helicopter into the country, rescue the hostages, blow up everything and assassinate the leader!

Mickey Mouse politics aside, Infiltrator does have amazing graphics and sound. Its flying is like Flight Simulator II, except better. The point of view is from inside the cockpit, and you can even see your hands — they move as you push on the joystick. You not only have to master flying, you also have to learn how to turn on the various weapons systems, how to navigate, how to trick intercepting aircraft into thinking you are friendly — and that's before you get to your target. Once there you have to undertake extra-vehicular activities in order to effect a rescue, and so on. One wonders just how much more can be squeezed into a 64. □

RUSH IN FOR THE NEW COMMODORE PC WAS \$3240.00 NOW \$1999.00



© 1985 King Features Syndicate, Inc.

- Full IBM compatibility . . . (Monitor extra).
- Runs the world's most popular business software.
- MS/DOS operating system.
- Memory expands internally to 640K.
- Backed by the world's number one name in micro computers.
- Unbeatable value for performance.



FAIRSTAR COMPUTER CENTRE

ENQUIRIES PHONE: (02) 683 4271



commodore PC
THE RIGHT BUSINESS DECISION

Two French masterpieces.



Why settle for an ordinary brandy,
when you can have Chatelle, a French masterpiece?

THE NEW ITT XTRA XL™:

The one PC with the
processing capability
of two IBM PC/ATs*



(That makes it perfect for LANs
or multi-user situations)

BECAUSE TIME IS THE ULTIMATE BOTTOM LINE.



AN AUSTRALIAN COMPANY OF ITT

Business Communication Systems
5 Blue Street, North Sydney 2060

SYDNEY: Peter Jackson (02) 925 7272
BRISBANE: David Hall (07) 391 8800
MELBOURNE: Russell Scrimshaw
(03) 615 6666
ADELAIDE: Gerard O'Leary
(08) 42 5671
PERTH: Bert Miller (09) 444 0211

Trademark of ITT Corporation

*AIM II Performance Benchmark conducted by IDC West (formerly Yates Ventures)
IBM is a registered trademark of International Business Machines Corporation.

D668

Special Privilege Offer

READERS' CLASSIFIEDS

Wanted

To buy, sell or swap programs for VIC-20, Commodore 64, System 80 and VZ200 machines — good prices. Contact Brett Tollis, PO Box 584, Port Macquarie 2444.

Verbatim 2S/4D-MD floppy disks

Ten unused disks, bought by mistake — \$50. Contact Peter on (02) 558 5137.

Microbee tape to disk

Transfer protected tapes and run without start address. The program, on tape, costs \$9.70. Contact John Arnold, 36 Victoria Street, Rooty Hill 2766; (02) 625 8950.

Apple compatible

New in its box, with an 80 column screen, 128 Kbytes, apple joystick, TEAC drive and over \$1000 worth of software — \$1000. Contact Blake Kearny — (02) 387 3528.

TRS-80

Colour Computer 2, 16 Kbyte ECB. Comes with joysticks, cassette recorder, cable, \$130 worth of software, \$40 worth of books and assorted magazines. Excellent condition. \$450 ono. Contact Gerard Shea, 189 Oxley Highway, Port Macquarie 2444.

VIC-20 Sale

A computer and cassette player in excellent condition, plus games and a joystick. Price negotiable (around \$175). Contact Blake Lowe, 3 Mullaway Road, Lake Cathie 2446.

VZ200 Software

Twenty-five exciting games on one cassette, for the incredible price of \$20 (including postage

and packaging). Send cheque or money order to Lee Tait, PO Box 13, Auburn 5451, for prompt delivery.

Cassettes

3M, 830, Personal Computing cassettes. Boxes of 20, at \$5 per box, plus \$2 for delivery in the Melbourne metro area. Contact John Fergeus, PO box 187, Richmond 3121.

64 Software to swap

Over 300 titles, on disk only. Send lists to Peter Newland, 207 Toogood Road, Cairns 4870.

Apple 128 Kbyte RAM Card

Manual and software included. Retails for \$149 — will sell, brand new for \$120. Camberwell, Victoria; ask for Jeffrey on (03) 29 7872.

Microbee

Tape-to-disk transfer programs. Transfers 95 per cent of protected programs which then run without need for input of start/entry addresses. On tape for easy transfer to 64 Kbyte or 128 Kbyte systems for \$9.90. John Arnold, 36 Victoria Street, Rooty Hill 2766; (02) 625 8950.

For Sale

Microbee 16 Kbyte with TV/monitor, manual, power supply, \$200 worth of software and many extras. Selling for \$250. Contact Michael Bowe, 9 Towong Street, Alfredton 3350; (053) 34 1471.

Microbee Supergolf

Realistic effects, with high-res graphics throughout. \$14 on tape only. Contact G. Gardoz, 1 Yarana Drive, Mt Helen 3350.

FREE CLASSIFIEDS: are for readers only, not commercial organisations. Classifieds of 20 words or less are accepted free of charge; for classifieds of more than 20 words the first 20 words are free, then it's 20 cents a word.

Black-and-white prints may be included if suitable for publication, and will be charged for at \$10 each.

More than one ad in one issue will be treated as a single and charged accordingly.

COMMERCIAL RATE: Minimum of 20 words, at 35 cents a word. Photographs \$20 each.

PRINT or type your ad clearly and legibly, double-spaced, and include separately your name, address and phone number for our records or checking purposes, even if these details aren't all to be included in your ad.

Intouch Computing proudly announce the availability of



is the proud Winner of Australian Software Division Personal Computer of the Year Awards 1986, Intouch Computing urge you to purchase one of their Complete PC Tutorials so that you can benefit from the expertise that has gone into making your life with your computer as easy as child's play.

Whether you are a Beginner, a Programmer or a Hacker — this is the answer to all your questions, and those of your computing friends who may well be novices!



Contact the nearest dealer in your State. If you need to know who that is, phone Intouch Computing on (09) 339 4431 — they'll direct you to your contact point.



1 Kent St., Bicton, W.A. 6157

AVAILABLE FROM:
Dick Smith, Grace Bros., Myer, Computerland or your nearest Computer dealer.

Listen to the Experts

On occasions we are privileged to hear an expert speak on his or her chosen subject, but it's rare to have three experts speaking at one meeting. This happened at one of the recent Sydney meetings of the Lotus Users' Group. Sarah Puffer of Lotus was on a visit to Australia and was persuaded to stay an extra day to address the meeting, and she was accompanied by David Lewis and Adrienne Erwin of Imagineering.

Lotus has two companies: Lotus Development Corporation, which handles program development, and Lotus International Support Division, which deals with support to countries like Australia. Sarah Puffer is the International Support Manager of the International Support Division of Lotus — which means any technical problems encountered by Australian Lotus users are directed by Imagineering to her.

A Change of Heart

Sarah told us Lotus has had a change in its approach to software developers. In the past it would refuse to give any information about Lotus file formats on the grounds that it was proprietary information and releasing such information would only lead to competitors producing Lotus clones.

Now the company is welcoming developers with open arms, and has prepared tools and resources for such developers to work with 1-2-3 and Symphony. The materials available are:

- Macro conversion aid — for converting 1-2-3 macros to Symphony.
- Standalone decoder — to produce a report on all file attributes.
- Add-in tutorial — a Symphony macro-driven aid to developers.
- Public domain software — examples of add-in products.
- Public domain templates — there are over a hundred of these.
- The details of the Microsoft-Intel-Lotus expanded memory specification (EMS). Lotus refers to this as LIM; everyone else calls it MIL!
- Developers' tips and techniques — for Release 1A; describes differences in Release 2.
- Lotus magazine — international subscriptions are available.
- Six books written by Lotus staff (which go beyond the Lotus documentation).
- Lotus courseware — end-user training and courseware.

Lotus is now welcoming developers with open arms, and has prepared tools and resources for such developers to work with 1-2-3 and Symphony.

In addition there is a Worksheet File Format for Release 1A of 1-2-3 and Release 1.0 of Symphony. A new updated version is expected in May.

How did Architecture Come into This?

If you're contemplating producing third-party software for Lotus, you need to be aware of the differences between 1-2-3 and Symphony. 1-2-3 uses what is called closed architecture, while Symphony uses open-ended architecture. The difference is that Symphony includes what are called 'hooks' which allow software to be attached and become an extension of the Symphony code. 1-2-3 does not have these hooks and isn't likely to get them, as this would mean a complete rewrite of the program.

Lotus uses the term 'add-ins' to refer to programs that use hooks to attach themselves to Symphony; you may be using some of these programs without realising they are add-ins. Examples are the DOS System command, the tutorial, spelling checker, text outliner and the communications package. Others include file translation capabilities, interfaces to high-level languages, interfaces to scientific instruments, and statistical functions.

Two tools are available from Lotus for add-ins, called a data model and an open model. The data model allows the developer to read and write worksheet files directly into a 1-2-3 or Symphony program using /File Import, and performs file translation from another program. The open model allows "pretty much unlimited add-ins", but the catch is you need to be a good assembly language programmer.

In Australia Imagineering wants to 'Australianise' 1-2-3 and Symphony and is actively seeking software developers to help with this aim. In particular, it is looking for someone to write printer drivers for those

printers available here that are not currently supported by Lotus.

In the United States Lotus has entered into an agreement with Phoenix Software to write printer drivers. Phoenix is best known for writing an IBM BIOS that is compatible with IBM without breaching IBM's copyright. This agreement and the encouragement of third-party software development are intended to allow Lotus to concentrate on the further development of its products.

Good luck to Lotus if it can do this. So far only a company like IBM has been able to put out products and leave it to others to produce the software to make them work in the real world. A case in point is IBM's PC Displaywrite software, which supports only a couple of IBM printers and one NEC printer. Every other software manufacturer has to try to provide printer drivers for the enormous variety of printers on the market; for example, Micropro provides well over a hundred with its latest word processors.

Q & A

After her address Sarah bravely volunteered to answer questions from the audience, and we were able to gain further insight into the way Lotus is going. Lotus sees the MIL EMS (expanded memory specification) as being only a temporary solution to the 640 Kbyte memory limit, a solution which will be rendered obsolete by the introduction of some other version of DOS — 4.0 or 5.0 or whatever.

Why does EMS split memory between normal and expanded memory in such a peculiar way? We don't know, but it is something you should be aware of; depending on the use of formulae and calculations you may run out of memory in either normal or expanded memory while still having plenty of room in the other.

The Softguard system of copy protection used in Lotus 1-2-3 Release 2 was criticised on the grounds that you have to 'uninstall' it before backing up from a hard disk. This didn't get much sympathy; Lotus's line is that you can use the BACKUP command in DOS, or use a tape back-up system that does allow you to ignore protected files.

In reply to a statement that not all error messages appear in the manuals, Sarah undertook to see whether this could be rectified. I doubt whether she can achieve this; undocumented error messages seem to feature in every program I've seen.

As we start to move into multiple use of a program and to introduce local area networks (LANs), we need something more than the customary 'use on only one computer at the one time' licence agreement. Lotus is looking at multiple-site licensing — it prefers to call it 'corporate user agreements' — and expects to make an announcement this year, but believes agreements for LANs are a more pressing issue. David said he believed the solutions now being considered for both problems would be well received, particularly in networking, and would be simple, no-fuss solutions.

I hope you have found these comments illuminating; it appears Lotus is listening to criticism and responding to it — even from a country like ours that must make only a relatively small contribution to its profits.

Public Domain Software

You should be aware that the PC Users' Group has a wide range of public domain software available to its members. This includes many programs of interest to Lotus users. Here are just a few of them:

- Disk 56 1-2-3 utilities, including macro and printer tutorials.
- Disk 63 Programmers' calculator, stepwise linear regression.
- Disk 122 Encryption, Symphony macro conversion aid.
- PC SIG 64 Managers' desktop.

Why does EMS split memory between normal and expanded memory in such a peculiar way? We don't know, but it is something you should be aware of; depending on the use of formulae and calculations you may run out of memory in either normal or expanded memory while still having plenty of room in the other.

- PC SIG 65 Desktop documentation and instruction worksheet.
- PC SIG 135 1-2-3 desktop-type worksheet.
- PC SIG 140 1-2-3 worksheet macros for drawing flowcharts.
- PC SIG 141 Convert textfile to form loadable by 1-2-3.

- PC SIG 257 19 1-2-3 tutorial and utility programs.
- PC SIG 301 25 1-2-3 hints, utility and template programs.
- PC SIG 302 26 assorted worksheets from amortisation to bio-rhythms.
- PC SIG 303 Optionware, and 1-2-3 and Symphony file formats.
- PC SIG 304 Financial worksheets.
- PC SIG 305 Symphony worksheets, macro aids and setting sheets.
- PC SIG 306 More Symphony worksheets, filename library.
- Disk 114 Assembly language tutorial, 1-2-3 exponential curves.
- Disk 159 PC Firing Line/PC underground newsletter.
- Disk 165 1-2-3 personal general ledger.
- Disk 199 PC-Calc (see why 1-2-3 is so much better).
- Disk 207 1-2-3 templates: gas mileage, jogging log, desktop.
- Disk 209 Power worksheets: menu-driven for standard problems.
- Disk 406 1-2-3 templates for personal business, real estate.

Each of these disks — plus many more — is available to members for \$10, which includes the cost of a blank diskette and copying. Some public domain software is just junk, but every now and again you find a real gem. □

Electronics Today
INTERNATIONAL

ONLY \$2.95
N.Z. \$3.75

Electronics Today is Australia's dynamic electronics monthly. It has more special features, new and exciting projects to build and a wealth of information on components, equipment and new technology. Regular features include Australia's top hi-fi reviews and news on communications and computing. Buy your copy now from your local newsagent.

BUILT INTO DOS is a simple but powerful programming language — the Batch commands. Users can create ASCII files of commands, and DOS will read a file and execute the commands one after another. Only a few commands are available, but with their aid it is possible to automate some quite complex routines.

Many batch files try to make themselves somewhat interactive with a statement like:

```
ECHO Press control-c to exit
or
PAUSE
which will cause the screen to display the
lines:
Press control-c to exit
or
Strike a key when ready ...
```

In these cases pressing control-c gives the message 'Terminate batch job y/n'. A Y drops the operator back to DOS, while an N goes to the next batch command. But what if neither is appropriate, and a branch to a line in the batch file (earlier or later) is required? Within DOS are two functions (the IF batch command and the ERRORLEVEL function of DOS) which can be used in interactive batch files.

Error Level

When a program terminates, the error level is set. Using the DOS batch file IF command, it is possible to check the error level and branch to a label anywhere in the batch file, with a line of the form:

```
IF ERRORLEVEL 'value'
THEN GOTO 'label'
```

where 'value' is a number. If the error level is less than or equal to 'value', flow of the batch file will branch to the line which holds the label. It's absolutely vital to remember that if the error level is less than 'value', program flow will branch exactly as if the error level were equal to 'value'.

So far so good, but you still have no control over the error level, and can't affect the program flow.

ASK.COM

Would you like a simple program which sets the error level for you, after asking a simple question? In the public domain is a little program called ASK. The person writing the batch file puts in a line such as:

```
ASK Do you want to copy another ?
(Y/N)
When the batch file reaches this line the
```

Remember the music which called the spaceship in the movie 'Close Encounters of the Third Kind'? How would you like to be able to use a couple of bars as a signal that some operation has finished and the computer is waiting for the operator?

message 'Do you want to copy another? (Y/N)' will be displayed, and the batch file will wait for the operator to reply before moving on. If the answer is a y or a Y, ASK will set the error level to 0. If the answer is n or N the resulting error level will be 1.

A later line in the batch file can check the error level and allow for branching to a label under the instructions of the operator. Try the sample batch file below. Enter it with your word processor in document mode, or use EDLIN, and call it TEST.BAT:

```
echo off
:start
ask Do you want to quit?
rem press Y or y for a yes answer
rem press N or n for a no answer
rem y or Y sets error level = 0
rem n or N sets error level = 1
rem
if ERRORLEVEL 1 goto start
if ERRORLEVEL 0 goto exit
:exit
echo on
```

When it reaches the right line, TEST.BAT will run the program ASK.COM (which must be in the default directory or be able to be found through the active PATH) and display the message shown on the same line. ASK.COM will only respond to a Y or N (upper or lower case) and will set the error level equal to 1 for a no answer, and equal to 0 for a yes answer.

We now come to the lines which read: IF ERRORLEVEL value GOTO label Notice they start by testing the highest error level first, followed by the lower

ones. This is because the IF ERRORLEVEL statement is true if the error level is less than or equal to the value in the statement. As an example, if the lines are rearranged in the order:

```
if ERRORLEVEL 0 goto exit
if ERRORLEVEL 1 goto start
```

then no matter what is pressed, the file will always branch to the :exit label. The error level set by ASK will be a 0 or 1, and will be interpreted by the IF statement as true in both cases because 0 is less than or equal to both 0 and 1.

ERRLEV.COM

If a simple yes/no answer isn't good enough, help is at hand. In the May 1984 issue of the American magazine PC World, BASIC and Assembler listings were given which create a program called ERRLEV.COM. Here any character in the alphabet can be entered. Lower case is converted to upper case, and the error level is set to the ASCII value of the input character.

Many more error levels are possible, making it even more necessary to start the IF testing from the highest desired value and work down. This is not public domain software, but users have typed in the code and uploaded it to a number of bulletin boards as an aid to those without the time to type it in.

TUNE.COM

Remember the music which called the spaceship in the movie 'Close Encounters of the Third Kind'? How would you like to be able to use a couple of bars as a signal that some operation has finished and the computer is waiting for the operator? TUNE.COM is a program which can be called from a batch file. It has six brief tunes in it (including some Beethoven), and the sequence and speed can be controlled by parameters on the command line. Entertaining, useful, and more relaxing than a simple beep.

Public Domain Channels

Public domain and user-supported software is available from user groups, and from computer bulletin boards around the country. Any I mention (except for the really big ones like PC-Write) can be downloaded from the Sydney PC Users' Group bulletin board on (02) 238 9034. The group is grateful for the assistance of the Sydney Grace Bros store, which has provided the bulletin board equipment and its accommodation. □

AMPEX 230

The Wise Alternative



Introducing the latest Ampex product into Australia, the 230 terminal; setting new standards in features and value-for-money.

The 230 follows on from the incredibly popular Ampex 210. It is a terminal that the wise should consider when evaluating top-of-the-range terminals.

Why?

Because the 230 is super smart, with a 14" amber CRT and selectable 80 or 132 column mode.

It has been specially designed for the modern office, and boasts ergonomic styling, Selectric style adjustable

keyboard and tilt-and-swivel display.

Other outstanding features of the 230 include:

- High level emulations including the entire Ampex family, Televideo up to the 950 and the WYSE WY-50.
Note: DEC emulations are not supported by the 230. These will be available in the 220 terminal, which will be released soon.

- 15 line and 64 block graphic symbols.
- Two standard 80 column display pages, expandable to four.

- 32 programmable function keys with memory expandable to 6,400 bytes.
- Addressable cursor with double high and wide characters and a four speed scroll.
- A primary and auxiliary port with a baud rate to 38.4K.

The Ampex 230 is supported throughout the nation by Datascape, Australia's largest independent peripheral supplier.

If you're still not convinced then check the price. It will prove just how wise you are to select the 230.

**Mail coupon to:
Datascape.**

Sydney office: 44 Avenue Rd, Mosman. Tel. (02) 969 2699.
Melbourne office: 183 Bank St, South Melbourne. Tel. (03) 690 3622.

I would like to know more about the Ampex 230 terminal. Please
 send literature
 call me

Name

Title

Company

Address

Phone

cw 6.86



Freedom for your information

One of the best places to get information and help with a particular machine is through a computer user group or club. Such little pockets of wisdom are scattered throughout Australia, as you can see from our listing ...

Australian Capital Territory

ACT PC Users' Group, Nick Hammond, PO Box 188, Parkes 2600. Meetings last Monday each month at Reid Tafe, 8.00 onwards. (062) 86 1102.

ACT VIC-20 Users' Association, Chris Groenhout, 25 Kerferd St, Watson 2602. Meetings first Monday each month at Boys' Grammar Scout Hall, Red Hill, 7.30 onwards. (062) 41 2316.

Albury Wodonga Apple User's Group, Jenny Scott (secretary), (060) 24 3225 or Don McLennan (president), (060) 46 028; meets second Wednesday every month at Wodonga High School at 7.30 pm.

ATARI, Chris McEwan, co-ordinator, ACTARI, PO Box E112, Canberra 2600, (062) 88 7861.

Apple User Group (ACT), Jeff Brock, 1 Buckley Circuit, Kambah 2902, (062) 31 3630.

Australian ZX80 Users' Association (AZUA), David Vernon, 50 Waller Crescent, Campbell 2601; for ZX81, ZX Spectrum and Sinclair QL owners. Meets on the last Wednesday of every month at the Woden Valley High School library at 7.30 pm.

Canberra ACT Sirius User Group, Jim Bland, (062) 81 2824, (062) 81 2832.

Canberra CompuColor Club (CCC), Meets 7.30 on first Sunday of every month at the offices of Digital Equipment, 28 Lonsdale Street, Braddon ACT.

Canberra Microbee Users' Group, Meets 7.30pm on first Tues of every month at Woden Valley High School Library. Bill Horsfall (062) 58 3193. PO Box 227, Weston Creek, ATC 2611.

Canberra Micro-80 Users' Group, Harry Cooper, 113 Owen Dixon Drive, Evatt 2617; meetings 3rd Monday each month, 7.30 pm in the large theatre, 'J' Block, Reid TAFE, for System 80, TRS80 and similar. (062) 58 3700.

Canberra NEC Users' Group, Mal Smith, PO Box 173, Belconnen 2616; meets first Tuesday each month at Main Conference Room, CSIRO Headquarters, Limestone Avenue, at 7.30. (062) 54 1614.

Canberra Osborne Group, c/o Geoff Cohen, PO Box 136, Kippax 2615, (062) 54 7608.

Kaypro User's Group (ACTKUG), meets on the third Thursday of each month from 6.30 pm in the J Block theatre, Canberra TAFE, Constitution Avenue, Reid. Contact Des Ireland, on (062) 47 5330.

Micsig, Registrar, PO Box 446, Canberra 2601.

PC Users' Group (for users of IBM, PC and similar machines); meets on the last Monday of each month at 8 pm in the main theatre, Building J, Canberra TAFE. Contact

address: PO Box E188, Parkes, ACT 2600.
Sirius/Apricot User Group, M J Sim, 253 Hindmarsh Drive, Rivett 2611; meetings 7.30 pm third Tuesday each month, 88 Wollongong Street, Fyshwick 2609.

New South Wales

Albury-Wodonga District Microbee User Group, Eric Eulenstein, 202 Kooba St, Albury 2640, (060) 25 1601.

APF Users' Group, Norm McMahon, 288 Kissing Point Road, Turrumurra 2074, (02) 44 2645.

Apple Team Australia, 5 Walpole Place, Wahroonga 2076; (02) 48 1018.

Apple Users' Disk Exchange Club, Phillip Donnadieu, Flat 1 8-10 Lancelot Street, Allawah 2218; (02) 579 4547.

Apple Users' Group, Colin Rutherford, PO Box 505, Bankstown 2200; meets 6.30 pm second Monday of each month (Tuesday after public holidays) at Sydney Grammar School, Stanley Street, Sydney. (02) 520 0926.

Atari Computer Enthusiasts, Tony Reeve, PO Box 4514, Sydney 2001.

Ausborne, The Secretary, PO Box C530 Clarence Street, Sydney 2001; meetings third Wednesday each month at 6.30 pm, at Burwood RSL, 96 Shaftesbury Road, Burwood. (02) 95 5378. Bulletin board: (02) 439 7072.

Ausbug, Stephen Ford, PO Box 62, Londonderry 2753.

Bankstown-Fairfield Computer Group, Arthur Pittard, 36 Hubert Street, Fairfield 2165; meets 4th Wednesday of the month at Canley Vale High School, Prospect Road, Canley Vale at 7 pm, (02) 72 2881.

BEDBUG, Chris Fallshaw, Eltham College.

Blue Mountains Microbee User Group, Roger Cooper (president), (047) 58 7238.

Blue Mountains Homebrew Computer User's Group, Eric Lindsay (secretary), 25 Reserve Avenue, Blaxland 2774, (047) 51 2632.

Bondwell User's Group, Ray Richards, 7/39 Ross Street, North Parramatta 2151, (02) 683 3940.

Broken Hill Microbee Users' Group, Peter Cotter, 533 Radium Street, Broken Hill 2880, (080) 88 1621.

Casio PB 700 User Group, Terry Gill, 27 Greenleaf Street, Wentworthville 2145, (02) 636 1652.

Central Coast Apple Users' Group, Charles Lee, (043) 67 6845 or Mick Tierney, (043) 41 9350. Meets first Tuesday each month at the Central Coast Grammar School, Erina Heights from 7.30 pm. (043) 84 3419.

Central Coast Microbee Club, Max

Maughen, PO Box 36, Ettalong Beach 2257, first Tuesday every month at Applied Technology, West Gosford. (043) 24 2711
CompuColor Users' Group, Tony Lee, 52 Cowan Road, St. Ives 2075, phone (02) 449 8824

Cooma Microbee User Group, Phil Zikan, PO Box 92 Cooma 2630, (064) 82 3315; meets on the second Friday of the month.

Cumberland Computer User Group, S O'Neil, (02) 682 3851.

Dataflex User Group, Roger Walker, (02) 699 3877.

dBase Users' Group, PO Box 297, Neutral Bay Junction 2089; meets every second Tuesday each month at the Cowper Room, St. Andrew's House, corner Bathurst and Kent Sts, Sydney.

DEC Personal Computer Special Interest Group, Maggie Alexandria, DEC Australia, Northern Tower, Chatswood Plaza, Railway Street, Chatswood 2067, (02) 412 5252.

Dubbo and District Microbee Users' Group, Coralie Taylor, 18 Cunningham Street, Dubbo 2830; meets fourth Wednesday each month at 7.30 pm in the Dubbo High School Computer Room.

Griffith Computer Association, Ron Gauci, PO Box 425, Griffith 2680, (069) 62 5877.

Griffith Microbee User's Group, Ingmar Meins, (069) 62 3074; meets the fourth Monday of each month at Neighbourhood House at 7.30 pm.

Hawkesbury Apple User Group, Secretary Steve Bennett; meets fourth Monday each month at 7.30 pm, Richmond Primary School, (045) 78 2195.

Hawkesbury Commodore Computer Club, Richard Farrell, 12 Inverary Drive, Kurmond 2757; meets fourth Tuesday of each month at 7.30 pm at Neighbourhood Centre, West Market Street, Richmond 2753.

Hawkesbury Microbee Computer Club, Bruce Rennie, 6 Warks Road, Kurrajong Heights 2758; workshops 7.00 pm third Friday, and general meetings 7.30 pm first Friday of each month in the Microbee Network Room, Library Building, Richmond High School, Cnr Penrith and Lennox Streets, Richmond 2753. (045) 67 7329.

Hitachi/6809 User Group, meets on the first Saturday of each month, at 2 pm; contact Robert Lohr on (02) 662 4150, after 6 pm for locations.

HP Desktop Computer Users' Group, Dr R W Harris, CSIRO Division of Mineral Physics, PMB 7, Sutherland 2232, (02) 543 3460.

Hunter Users' Group — All Microcomputers, Secretary, PO Box 39, Broadmeadow 2298; meets on the second Wednesday of each

"FREE" POSTAGE FOR ALL ORDERS OVER \$50 DURING JUNE!

"FREE" POSTAGE FOR ALL ORDERS OVER \$50 DURING JUNE!

EVERY DAY LOW PRICES!

BARGAIN OF THE MONTH!!

SAVE

IC SPECIALS!

1-9	10+	100+	
4116	\$1.80	\$1.70	\$1.80
4164	\$2.95	\$2.75	\$2.50
2716	\$5.90	\$5.50	\$5.50
2732	\$6.25	\$5.95	\$5.50
2764	\$6.25	\$5.95	\$5.00
27128	\$6.95	\$6.50	\$6.25
6116	\$2.95	\$2.75	\$2.50
41256	\$6.95	\$6.50	\$6.00
6264	\$6.50	\$5.50	\$5.25
27256	\$11.50	\$10.50	\$10.00

WORLD MODEM CHIP
Cat. U21614 Normally \$49.50
Save \$20, SPECIAL \$29.50

SAVE

CENTRONICS GENDER CHANGER

- Female to Female.
- Saves modifying or replacing non-mating Centronics cables.
- All 36 pins wired straight through.
- Cat. X15662 **\$33.95**

SAVE \$5!

JOYSTICK FOR IBM

Features Selectable "Spring centering" or "free floating". Electrical trim adjustments on both axis. 360 degree cursor control.

Cat. C14205 Normally \$39.95
SPECIAL, ONLY \$34.95

IBM* COMPATIBLES from \$899*

incredible deals to suit everyone including special package deals!

- 256K RAM, single drive, graphics, disk controller and printer cards IBM* is a registered trade mark only **\$1,350**
- 256K RAM: Colour Graphics, Disk Controller Card, 1 parallel port, 2 disk drives and 3 months warranty only **\$1,450**
- 640K RAM: Colour graphics, Multifunction Card, Disk Controller Card, 2 serial and 1 parallel ports, 2 disk drives and 3 months warranty, only **\$1,450**
- 256K PACKAGE DEAL: Includes Colour Graphics Card, Multifunction Card, Disk Controller Card, 2 serial and 1 parallel ports. A 120 C.P.S. printer and a monochrome monitor and 3 months warranty! only **\$1,899**
- 640K PACKAGE DEAL: Includes Colour Graphics Card, Multifunction Card, Disk Controller Card, 2 serial and 1 parallel ports. A 120 C.P.S. printer, a monochrome monitor and 3 months warranty! only **\$1,999**

*IBM is a registered trademark.

5 1/4" FLDPPY DISK SPECIALS!

All prices 10 disk boxes!

XIDEX	1-9	10+
S/S/D/D	\$29.95	\$29.95
Cat. C12401		
D/S/D/D	\$38.95	\$36.95
Cat. C12410		
High Density	\$125	
Cat. C12520		
VERBATIM DATALIFE		
S/S/D/D	\$27.95	\$26.95
Cat. C12501		
D/S/D/D	\$34.95	\$32.95
Cat. C12504		
VERBATIM VALULIFE		
S/S/D/D	\$24.95	\$22.95
Cat. C12421		
D/S/D/D	\$29.95	\$25.95
Cat. C12425		

3 1/2" DISK SPECIALS

Verbatim S/S Cat. C12610 **\$69.95**
Verbatim S/S Cat. C12612 **\$89.95**
Xidex S/S Cat. C12600 .. **\$65.95**
Xidex D/S Cat. C12602 .. **\$89.95**

NEED HIGH DENSITY DISKS FOR YOUR IBM AT?

"Buy your High Density disks at below recommended retail prices from Rod Irving Electronics and SAVE!!"

R.R.P. \$113 Our Price **\$99.95**

SPECIAL!

DELUXE 5 1/4" DISK STORAGE UNIT

Features...

- Diskette fan display system elevates the disks for easy identification and access.
- Lockable lid (2 keys supplied)
- Clear smooth plastic lid
- High impact plastic base
- 45 diskette capacity

Cat. C16050 Normally \$49.95
SUPER SPECIAL, \$24.95

15% OFF!!

COMPUTER PAPER

Quality paper at a low price! 2,500 sheets of 11 x 9 1/2" 60 gsm bond paper.

Cat. C21001 Normally \$44.95
SPECIAL \$37.95

No Picture Yet!

NEW HIGH RESOLUTION COLOUR MDNITDR!

Cat. X14520 **only \$695**

20% OFF!!

INLINE SWITCHING BOX

- 25 pin "D" plug to 25 pin "D" socket (RS232)
- DIP switches allow easy switching of internal wiring

Cat. P .. Normally \$32.95
SPECIAL, ONLY \$26.35

COMPUTER LEADS

CL2

- 9 pin "D" plug to 9 pin "D" plug
- All pins wired straight through (removable terminals)
- Length 1.5 metres

Cat. P19033 **\$14.95**

CL3

- 9 pin "D" plug to 9 pin "D" plug
- All pins wired straight through (removable terminals)
- Length 3 metres

Cat. P19035 **\$17.95**

CL5

- 9 pin "D" plug to 9 pin "D" socket
- All pins wired straight through (removable terminals)
- Length 3 metres

Cat. P19036 **\$17.95**

CIS 5 1/4" D/S DISKS

100% certified and error free guaranteed! Where else can you get 100% guaranteed D/S/D/D disks for just \$24.95?!!

Cst. C12440 **ONLY \$24.95**
"Less 10% for 10 or more!!"

SAVE \$20!

RS232 DATA SWITCH WITH TESTER

- 25 pin RS232 "D" connectors 2 in, 1 out or 1 in, 2 out.
- Ideal for 2 computers to one peripheral or 1 computer to 2 peripherals.
- No power required.
- Six dual coloured LED indicators showing current flow status: T.D. Transmit Data, R.D. Receive Data, R.T.S. Request To Send, C.T.S. Clear To Send, D.S.R. Data Set Ready, D.T.R. Data Terminal Ready
- Includes in heavy duty metal cabinet.
- Size: 200(W)x68(H)x150(D)mm

Cat. X19110 Normally \$149
SPECIAL, ONLY \$129

SAVE \$50!

APPLE* COMPATIBLE SLIMLINE DISK DRIVES

Japanese Chiron mechanism.

Cat. X19901 Normally \$225
NOW \$175

(*Apple is a registered trade mark.)

CENTRONICS DATA SWITCH

- 36 pin gold plated female Centronics connectors.
- All other specs as for RS232 Data Switch with Tester.

Cat. X19115 Normally \$169
SPECIAL, ONLY \$149

20% OFF

MITSUBISHI DISK DRIVES

MF353 (3 1/2" DRIVE)

Double sided, double density, 1 M/Byte unformatted, 80 track per side.

Cat. C11953 **\$280**

MF351

3 1/2" Standard size disk drive Single sided, double density.

Cat. C11921 **\$225**

M2896-63

Slimline 8" Disk Drive. Double sided Density No AC power required. 3ms track to track, 1.6 Mbytes unformatted, 77 track side 10s/su/10 bit soft error rate.

Cat. C11916 Case & Power Supply to suit Cat. X11022 **\$550**
Cat. X11022 **\$159**

M4854

Slimline 5 1/4" disk drive Double sided, double density, 96 track/inch, 9621 bit/inch, 1.6Mbyte unformatted 3ms track to track access, 77 track/side.

Cat. C11904 Case & Power Supply to suit. Cat. X11011 **\$350**
Cat. X11011 **\$109**

M4853

Slimline 5 1/4" disk drive, Double sided, double density, 1 Mbyte unformatted, 3ms track to track, 80 track/side, 5922 bits/inch.

Cat. C11903 **\$260**

M4851

Slimline 5 1/4" disk drive. Double sided, double density 500K unformatted, 40 track/side. Steel band drive system.

Cat. C11901 Case & Power Supply to suit Cat. X11011 **\$219**
Cat. X11011 **\$109**

M4855

Slimline 5 1/4" disk drive, double sided, double density, 96 track/inch, 2.0 Mbytes unformatted.

Cat. C11905 **\$385**

20% OFF!!

RS232 GENDER CHANGERS

Saves modifying or replacing non-mating RS232 cables by changing from male to female to male. All 25 pins wired straight through.

Male to male: Cat. X15650
Female to female: Cat. X15652

Normally \$19.95
SPECIAL, ONLY \$15.95

20% OFF!!

RS232 MINI PATCH BDX

- Interface RS232 devices
- With male to female 25 pin inputs
- 25 leads with tinned and supplied
- Complete with instructions

Cat. X15654 Normally \$25.95
SPECIAL, ONLY \$20.75

SAVE

20 M/BYTE HARD DISK DRIVE FOR IBM* AND COMPATIBLES

Includes disk controller card.

Cat. X20010 .. **\$1,250**

*IBM is a registered trade mark

SAVE \$50!

APPLE* COMPATIBLE SLIMLINE DISK DRIVES

Japanese Chiron mechanism.

Cat. X19901 Normally \$225
NOW \$175

(*Apple is a registered trade mark.)

VALUE!

MITSUBISHI DISK DRIVES

MF353 (3 1/2" DRIVE)

Double sided, double density, 1 M/Byte unformatted, 80 track per side.

Cat. C11953 **\$280**

MF351

3 1/2" Standard size disk drive Single sided, double density.

Cat. C11921 **\$225**

M2896-63

Slimline 8" Disk Drive. Double sided Density No AC power required. 3ms track to track, 1.6 Mbytes unformatted, 77 track side 10s/su/10 bit soft error rate.

Cat. C11916 Case & Power Supply to suit Cat. X11022 **\$550**
Cat. X11022 **\$159**

M4854

Slimline 5 1/4" disk drive Double sided, double density, 96 track/inch, 9621 bit/inch, 1.6Mbyte unformatted 3ms track to track access, 77 track/side.

Cat. C11904 Case & Power Supply to suit. Cat. X11011 **\$350**
Cat. X11011 **\$109**

M4853

Slimline 5 1/4" disk drive, Double sided, double density, 1 Mbyte unformatted, 3ms track to track, 80 track/side, 5922 bits/inch.

Cat. C11903 **\$260**

M4851

Slimline 5 1/4" disk drive. Double sided, double density 500K unformatted, 40 track/side. Steel band drive system.

Cat. C11901 Case & Power Supply to suit Cat. X11011 **\$219**
Cat. X11011 **\$109**

M4855

Slimline 5 1/4" disk drive, double sided, double density, 96 track/inch, 2.0 Mbytes unformatted.

Cat. C11905 **\$385**

20% OFF THESE PRICES!!

APPLE* COMPATIBLE CARDS

Printer Card Cat. X17029 **\$89**
Drive Card Cat. X17019 **\$95**
80 Column Card Cat. X17025 **\$109**
Speech Card Cat. X17009 **\$69**
Music Card Cat. X17011 **\$99**
Super Serial Card. X17035 **\$129**
RGB Card Cat. X17039 **\$79**

20% OFF THESE PRICES!!

APPLE* COMPATIBLE CARDS

Printer Card Cat. X17029 **\$89**
Drive Card Cat. X17019 **\$95**
80 Column Card Cat. X17025 **\$109**
Speech Card Cat. X17009 **\$69**
Music Card Cat. X17011 **\$99**
Super Serial Card. X17035 **\$129**
RGB Card Cat. X17039 **\$79**

20% OFF

COMPUTER LEAD

- 25 pin "D" plug to 25 pin "D" plug (RS232) DIP switches in each plug allow many combinations of internal wiring, making this a truly universal lead.
- Mylar shielding against RF interference
- Length 2 metres

Cat. P19031 Normally \$59.95
SPECIAL, ONLY \$47.95

SAVE

SUPERB KAITEC 180 C.P.S. PRINTER

Epson FX80 compatible, standard 80 column dot matrix, Near Letter Quality mode, and 3K buffer!

Cat. C20020 Normally \$525
SPECIAL, ONLY \$479

20% OFF THESE PRICES!!

IBM COMPATIBLE CARDS

NEW MOTHER BOARDS!

XT compatible mother boards, 8 slots, room for 256K RAM

Cat. X18020 **\$295**

GAMES ADAPTOR CARD

Features 2 joystick ports.

Cat. X18019 **\$49**

MULTIFUNCTION CARD (384K RAM) Parallel, serial and game port. Plus battery backup clock.

Cat. X18013 **\$329**

DISK CONTROLLER CARD

Controls 2 slimline drives

Cat. X18005 **\$89**

HIGH RESOLUTION MONOCHROME GRAPHICS CARD

Give your IBM real graphics capability.

Cat. X18007 **\$249**

512K RAM CARD

Including RAM Cat. X18015 **\$299**
Excluding RAM Cat. X18016 **\$129**

20% OFF!!

TELEPHONE ADAPTOR

- Australian plug to U.S. socket
- Length 10cm
- Cream colour cable

Cat. Y16026 Normally \$6.95
SPECIAL, ONLY \$5.55

20% OFF!!

TELEPHONE CURL CORD

- U.S. plug to U.S. plug
- Replacement hand set cord
- Length 4.5 metres
- Colours: cream, dark brown

Cat. Y16022 Normally \$7.95
SPECIAL, ONLY \$6.35

20% OFF THESE PRICES!!

APPLE* COMPATIBLE CARDS

Printer Card Cat. X17029 **\$89**
Drive Card Cat. X17019 **\$95**
80 Column Card Cat. X17025 **\$109**
Speech Card Cat. X17009 **\$69**
Music Card Cat. X17011 **\$99**
Super Serial Card. X17035 **\$129**
RGB Card Cat. X17039 **\$79**

20% OFF!!

TELEPHONE EXTENSION CABLE

- U.S. plug to U.S. sockets
- Length 10 metres

Cat. Y16028 Normally \$10.95
SPECIAL, ONLY \$8.75

SAVE \$5!

APPLE JOYSTICKS

Ideal for games or word processing. Fits most 6502 "compatible" computers.

Cat. C14200 Normally \$34.95
SPECIAL, ONLY \$29.95

20% OFF!!

TELEPHONE ADAPTOR

- Australian plug to U.S. socket
- Length 10cm
- Cream colour cable

Cat. Y16026 Normally \$6.95
SPECIAL, ONLY \$5.55

20% OFF!!

TELEPHONE CURL CORD

- U.S. plug to U.S. plug
- Replacement hand set cord
- Length 4.5 metres
- Colours: cream, dark brown

Cat. Y16022 Normally \$7.95
SPECIAL, ONLY \$6.35

20% OFF

TELECOMMUNICATION PLUG TO 2 SOCKETS.

Ideal for modern connections

Cat. Y16014 .. Normally \$12.95
SPECIAL, ONLY \$10.35

20% OFF!!

TELEPHONE EXTENSION CABLE

- U.S. plug to U.S. sockets
- Length 10 metres

Cat. Y16028 Normally \$10.95
SPECIAL, ONLY \$8.75

20% OFF!!

TELECOMMUNICATIONS AUSTRALIAN STYLE ADAPTOR CABLE

- Australian socket to plug/socket
- Length 10 metres

Cat. Y16015 Normally \$15.95
\$12.75

"IBM AT STYLE" KEYBOARD

Features proper placement of shift keys with large key tops to suit professional typists. Just like the "real McCoy" only at a fraction of the price! Why pay more??

Cat. X12020 **only \$245**

SAVE \$10!

UV EPROM ERASER

Erase your EPROMs quickly and safely. This unit is the cost effective solution to your problems. It will erase up to 9 x 24 pin devices in complete safety, in about 40 minutes (less for less chips).

Features include

- Chip drawer has conductive foam pad
- Mains powered
- High UV intensity at chip surface ensures EPROMs are thoroughly erased
- Engineered to prevent UV exposure
- Dimensions 217 x 80 x 68mm

Cat. X14950 **\$99.95**
SPECIAL, ONLY \$89.95

NEW EPROM ERASER WITH TIMER! **\$129**

ROD IRVING ELECTRONICS

425 High Street, NORTHCOE, 3070 VICTORIA, AUSTRALIA

Phone (03) 489 8866
48 A Beckett St. MELBOURNE, 3000 VICTORIA, AUSTRALIA
Ph. (03) 663 6151

Mail Order and correspondence: P.O. Box 620, CLAYTON 3168
TELEX AA 151938N

MAIL ORDER HOTLINE (03) 543 7877 (2 lines)

POSTAGE TABLE

\$1-\$9.99	\$2.00
\$10-\$24.99	\$3.00
\$25-\$49.99	\$4.00
\$50-\$99.99	\$5.00
\$100-\$199	\$7.50
\$200-\$499	\$10.00
\$500 plus	\$12.50

Registered Post for orders over \$200 included "free!"
Certified Post for orders over \$100 included "free!"
All sales tax exempt orders and wholesale inquiries to RITRONICS/WHOLESALE, 56 Renner Rd. Clayton Phone (03) 543 2166

Errors and Omissions Excepted

**NEW SOFTWARE TO
HELP YOU RUN
YOUR BUSINESS . . .**

Lewis CROSS- CHEQUE

**TRACK YOUR INCOME &
EXPENDITURE**

- ★ Improve your financial control by getting reports about your business at the press of a button.
- ★ Reduce your time spent on preparing your accounts and income tax return.
- ★ Replace your cash book.
- ★ Multiple cheque accounts.
- ★ Price is \$240.00.

CROSS-CHEQUE IS IDEAL FOR

organisations unsuited to general ledger accounting such as

Doctors	Family Businesses
Shops	Personal Accounts
Farms	Service Industries
Dentists	Motor Industry

CROSS-CHEQUE follows the success of the CASEG medical accounting system and

Lewis PAY-PACK

PAYROLL SYSTEM

- ★ Used by over 100 Australian business in over 30 industries.
- ★ Includes management of sick and holiday leave.
- ★ Price is \$690.00.

EASY-TO-USE

Both programs are designed to be used by people with no computer training. At all times, 3 lines of the screen are devoted to instructions of what to do next.

DEMONSTRATION DISKETTES and manuals are available for PAY-PACK (\$50.00) and CROSS-CHEQUE (\$30.00). This cost can be credited to purchase price. Both programs are available for MS/DOS and CP/M80.

**Contact Dr Geoffrey LEWIS
Custom-Made Software Pty Ltd
PO Box 507 Randwick 2031
Tel (02) 399-8520**

CLUBFILE

month in Room 308, Building W, University of Newcastle, at 7.45 pm. Membership is primarily Apple II oriented, but anyone with interest in micros welcome.

IBM User Group, Ron Pollack (president), PO Box 501, Sydney 2001; meets third Monday of every month on the 11th floor, 50 Bridge Street, Sydney in the Price-Waterhouse seminar rooms at 5.30 pm. (02) 290 3655.

Illawarra Apple Core Secretary, Chris Haley (042) 71 2238. Meets at 8 pm in the library of the Holy Spirit College Bellambi on the 4th Monday of each month.

Illawarra IBM PC Club — All IBM compatibles, Dick Adams (secretary), c/o John Lysaght Ltd, Delivery Code 29, PO Box 77, Port Kembla 2505; (042) 75 6721.

Illawarra Microbee Computer Club, Ronald Read, PO Box 271, Warrawong 2502; meets every 4th Monday at 7.30 pm, Wollongong Institute of Education, Northfield Ave, Gwynneville; (042) 71 2384.

Illawarra Super 80 Users' Group, Jim O'Grady, Chairman, PO Box 1775, Wollongong 2500.

Macarthur Computer Association, J Napier, 23 Athel Tree Crescent, Bradbury 2560; meets first Monday each month at Airs High School, Briar Road, Campbelltown 2560, at 7.30 pm each month; all machines are catered for. (046) 25 2055.

Macquarie Microbee Users' Group, Brian Thompson; meetings first Monday each month at Denistone East Primary School at 7.30 pm. (02) 85 1659 after hours.

Macwest Users' Group, PJ Lynden, 11 Toohey Ave., Westmead 2145; Services will include newsletter, bulletin board and public domain library. Membership \$10 pa.

MEGS (Microcomputer Enthusiasts' Group), John Whitlock, PO Box 1309, Chatswood 2067; meetings third Monday each month at rear of St Andrew's Presbyterian Church, 37 Anderson Street, Chatswood 2067, (02) 638 1142.

Microbee Users' Club (Broken Hill), Peter Cotter, 533 Radium Street, Broken Hill 2880, (080) 88 1621.

Newcastle Microbee Users' Group, Lee Osman, 12 Cleverton Close, Warners Bay 2282, (049) 48 8813.

Newcastle Microcomputer Club, Angus Bliss, PO Box 293, Hamilton 2303; meetings 7.30 pm second and fourth Monday each month at Room G12, Physics Building, Newcastle Uni. (049) 67 2433.

Nightline, is an after-hours (10 pm to 7 am, seven days a week) computer information service, which provides local and overseas news, clues and reviews. Mainly for Apple users, but others are welcome. Offers around 20 different bulletin boards, and uploading and downloading facilities; phone (02) 528 8968. Sysop: Hamish Bowly.

NSW Primary School Microbee Users' Group, Mr Peter Stretton, c/- Hunters Hill Primary

School, Alexandra Street, Hunters Hill 2110.
NSW 6800 Users' Group, 27 Georgina Avenue, Keiraville 2500.

Northern Beaches VIC User Group, E. Tuxford, 161 Barrenjoey Road, Newport 2106, (02) 997 2467.

Northern NSW MICC Chapter, Alen Hartley, Dundurrabin via Dorriggo 2433, (066) 57 8160.

Open Access User Group, Steve Cook, Advanced Data Technology Pty Ltd, 1 Terrell Avenue, Wahroonga 2076; (02) 48 0511.

OSI Users' Group, Nigel Bisset, (02) 411 7142.

Ozbeeb User Group for the Acorn BBC Microcomputer, Meets twice a month at the Australian Film & Television School — Open Program, 3 Lyon Park Road, North Ryde — 2nd Wednesday of every month at 7 pm (organised talks and demonstrations); 4th Monday of each month at 6.30 pm (general meeting). Annual subscription for full membership \$10.

Pocket Computer Users' Club, George Antonijevic; for those interested in pocket computers, whatever the brand. Meetings held on the first Wednesday of each month at 7.30 pm at the Woodstock Community Centre, Church St, Burwood 2134, (02) 683 4296.

President Computer Users' Group for owners of President and other IBM-compatible PC and AT computers. Meets on the last Tuesday of every month at the Hornsby Inn, (Claude Fay's Hotel), 29 Florence Street, Hornsby, from 8 pm. Contact Raymond or Trichia Toms (02) 456 3756, or Rick West (02) 872 4177.

Sega Users' Club, Jim Robinson — Penrith branch, (047) 30 1834; Jeff Wilson — Parramatta branch, (02) 684 4128.

Sharp PC-1350 User Group, contact Bob Hamilton, (02) 639 3637.

Sharp MZ-700 User Group, contact Terry Gill, 27 Greenleaf Street, Wentworthville 2145; (02) 636 1652.

Sirius/Apricot User Group, Mark Dickinson, BarsonComputers; meets first Tuesday each month at 6.30 pm, Unit D, 55 Talavera Road, North Ryde 2113, (02) 888 9444.

Sorcerer Users' Group, PO Box E162, St James 2000; meetings third Friday each month at 8.00 pm in Greenwich Community Hall, Greenwich Road, Greenwich 2065.

Southern Districts Commodore Users' Group, Lex Toms, 3 Lucille Crescent, Casula 2170; meetings first and third Wednesdays each month, API Hall, Currajong Road, Prestons 2170. (02) 602 8691.

Sutherland Super 80 Group, Jim Traeger, (02) 525 2018.

Sydcom 64 (C64 User Group), Philip Dean, GPO Box 1542, Sydney 2001; meets on the second Wednesday of each month at the Abraham Mott Hall, Argyle Place, Miller's Point.

Sydney Forth Group, Peter Tregagle, 10

CLUBFILE

Binda Road, Yowie Bay 2228; meets second Friday of each month at 7.00 pm in the John Goodsell Building, UNSW room LG19. (02) 524 7490.

Sydney Kaypro Users' Group, Hans Schneider, C/O Dr H. Schneider, Geography Department, UNSW, PO Box 1, Kensington 2003; meetings second Tuesday of each month, 8.00 pm. Burwood RSL Club. (02) 697 4400 (w) or (02) 309 2961 (h).

Sydney Lotus 1-2-3 User Group, Ron Pollak, (02) 29 5316.

Sydney Microbee User Group, Ron Taylor (secretary), (043) 41 5251 after 7 pm; PO Box C233, Clarence St. Sydney 2000. Meets third Saturday each month from 1 to 4.30 pm, in the assembly hall of Strathfield Girls' High School, Albert Road, Strathfield, (02) 92 6408.

Sydney TRS80 Users' Group, meetings second, third and fourth Saturday of each month at Botany. (02) 666 4716 bh.

System 80/TRS-80 & Colour Computer Users' Group, Jim Fisher, 37 Fairburn Avenue, West Pennant Hills 2120.

TAG — The Access Group, Bob Dolton, PO Box 943, Orange 2800; for Access and Actrix users.

The Great Western Computer Users' Group Jim Graham, PO Box 210, Wentworthville 2145; (02) 636 9219. All micro users are welcome. A 40-minute beginner's session is held at the beginning of each meeting. The club meets on the first Tuesday of each month, at 8 pm.

The Morrow User Group Alan Stern, (02) 750 8274; meets on the fourth Wednesday of every month at the Woodstock Community Centre, Church Street, Burwood at 7.30 pm.

Western Sydney PC and Compatible User Group, Ben Sharif, (047) 36 4825; meets on the third Sunday of the month at 1.30 pm, 27 Cosgrove Crescent, Kingswood 2750.

TI Sydney Home Computer Users' Group, PO Box 149, Pennant Hills 2120.

Tuggerah Lakes Computer Users' Group, Frank James, 125 Woolana Avenue, Budgewoi 2262; meetings second Thursday each month at Old Primary School, Wyong, at 6.30 pm. (043) 907 339.

Wagga Microbee Users' Group, John Simmons, 47 Undurra Drive, Glenfield 2650; meetings first and third Tuesdays each month in the Tolland-Glenfield Neighbourhood Centre at 8.00 pm. (069) 31 1302.

Wizzard User Group, John Mifsod, 150 Bouganville Road, Blackett 2770, (02) 628 0801.

ZX-Spectrum Users' Club, Craig Kennedy, PO Box 466, Epping 2121.

Victoria

Albury Wodonga User's Group, Jenny Scott (secretary), (060)24 3225 or Don McLennan (president) (060) 46 028; meets second

Wednesday of every month at Wodonga High School at 7.30 pm.

Apple Users' Society of Melbourne, D Halprin, PO Box 43, Forest Hill 3131, (03) 387 3221.

Atari User Group Melbourne, Kelvin Eldridge, PO Box 173, Reservoir 3073.

Australian Forth Interest Group, Tony Latermore, PO Box 704, Sale 3850, (051) 44 2011.

Australian North Star Users' Association, PO Box 194, Wangaratta 3677.

Ballarat Computer Users' Group, Publicity Officer: John Preston, (053) 31 4363.

BBC Users' Group, Mr Howell (Secretary), 1 Washusen Road, Heathmont 3135, (03) 420 2611 (B). Meets last Wednesday each month from 7 to 9.30 pm at Copiquest, 423 Clarendon Street, South Melbourne 3205.

Billanook Computer Forum, Maurie Canterbury, Cardigan Road, Mooroolbark 3138, (03) 725 5388.

Chip 8, 6800, 1802 User Group, Frank Rees, 27 King Street, Boort 3537.

CompuColor Users' Group, L Ferguson, 12 Morphet Avenue, Ascot 3342.

DEC Personal Computer Special Interest Group, see NSW entry.

Essendon Commodore 64 User Group, George Stathoulis, 8 Byron Avenue, East Keilor 3033, (03) 337 4159.

Forth Interest Group, Lance Collins, PO Box 103, Camberwell 3124; meets on the first Friday of the month at the Bowen Street Neighbourhood Centre, 102 Bowen Street, Camberwell South 3124. (03) 29 2600.

Geelong Commodore Computer Club, D Gerrard, 15 Jacaranda Place, Belmont 3216, (03) 44 2863.

Geelong Computer Club, Colin Lowne, PO Box 520, Geelong 3220; (052) 55 1232. Meets at 8 pm, on the first and third Friday of each month in the rooms of the Geelong Amateur Radio Club, Storrer Street, East Geelong.

IBM & Columbia Computer Users' Club, Giles Bray, 22/11 Auburn Grove, Hawthorn East 3123; meets second Tuesday each month, 7.30 pm, at the Victorian College of Pharmacy, (03) 82 7632.

Kaypro Users' Group of Victoria, George Kunz, PO Box 159, Forest Hill 3131; meetings fourth Sunday each month at Burwood State College Community Resources Centre at 2 pm. (03) 857 5462.

KAOS (Ohio Scientific), David Anear, 49 Millewa Crescent, Dallas 3047.

Latrobe Valley Colour Computer Users' Group, George Francis, 31 Donald Street, Morwell 3840; for TRS80 and MC10 users. (03) 22 1389.

Melbourne Atari Computer Enthusiasts, PO Box 340, Rosanna 3084; meetings held on second Sunday of each month (except January) at 12 noon at Monash University Rotunda.

Melbourne BBC Users' Group, Meets last



We've sharpened our pencil to sell you a STYLUS.

STYLUS is a radical breakthrough. It's a new tool for designing PC programs.

STYLUS is a flowblock editor and translator. That means you simply *design* the program — and STYLUS codes it all for you in PL/I, dBASE II or BASIC.

The concept of the flowblock dates back to 1973 but it was not until 1985 that it was delivered to the PC user. Now STYLUS is available for IBM, Apricot, Olivetti, APC III and Panafacom.

STYLUS makes you more efficient — and makes maintenance a breeze. To learn more about it, just send the coupon for our brochure.

But to learn a *lot* more about it, here's our special sharp-pencil offer. Send \$25 as well (or charge your Bankcard) and we'll send you the whole demo kit. If you don't fancy STYLUS after 30 days, send it back and we'll refund the \$25. But if you find life will never be the same without it (and it won't) get our introductory 20% discount by sending only another \$95. That's thirty dollars off the regular price!

Be sharp about it. Clip the coupon right now. Try STYLUS and...

To be blunt — you'll buy it!

STYLUS

DCF 7218

Mail to: Grouse Bell, Box 297,
Neurtral Bay Junction, NSW 2089.
(02) 908 3458
Phone Orders Accepted

From.....

..... P/Code.....

Send the demo kit (\$25.00)

Send the full system (\$120.00)

Version required.....

Here's my cheque/money order

Charge my Bankcard, Mastercard

No. □□□□□□□□□□□□□□□□

Expiry Date.....

Signature.....

CLUBFILE

Wednesday in the month at Conquest P/L, 423 Clarendon Street, South Melbourne. Ring the secretary on (03) 729 4619 (AH).

Melbourne Lotus 1-2-3 Users' Group, Robert Taylor, (03) 267 4800.

Melbourne Microbee Users' Group (MBUG Australia Inc.), President: Grant Forrest, PO Box 157, Nunawading 3131; meets at 7.30 pm on the second Wednesday of each month at Mount Waverley Community Centre, Cnr Miller Crescent and Stephenson's Road, Mount Waverley. Different types of membership, including country, bulletin board, city, and student.

Melbourne PC User Group, meets on the first Wednesday of the month at 6 pm in the Ground Floor Auditorium, Clunies Ross House, 191 Royal Parade, Parkville. Contact Garry Bryant (03) 615 4844. Mail to PO Box 1728P, Melbourne 3001.

Melbourne Hitachi Users' Group, Branko Colavizza, PO Box 191, Rosanna 3084, (03) 434 2541.

Melbourne Super 80 Users' Group, Hon. Sec. Victor Shuttleworth, (03) 723 2713.

MICOM (Microcomputer Club of Melbourne), PO Box 60, Canterbury 3126.

National Mutual Micro Users' Group, R Prewett, NMLA, PO Box 2830AA, GPO Melbourne 3001; for National Mutual staff.

National Sinclair User Group, PO Box 148, Glen Waverley 3150.

NEC Portable Users' Group, D Green; meetings second Wednesday of each month at Myers Computer Centre, Lonsdale Street, at 7.30 pm. (03) 611 3380.

Northern/Western Suburbs Computer Users' Group, John King (Secretary), 284 Union Road, Moonee Ponds 3039. Contact CP/M Data Systems, (03) 338 9304.

Peninsula Computer Club, George Thompson, 3 Patterson Street, Bonbeach 3196; meets second Tuesday each month at Chisholm College, Frankston 3199; many types of computers catered for. (03) 772 2674.

Sega Users' Club, Peter Lindeman, 6 Bay Street, Port Melbourne 3207.

Seymour-Pucka Computer Club, Garry Sutton, 25 Malaya Road, Puckapunyal 3662; (057) 93 1091.

Sharp Computer Users' Association, The President, 7 Faye Street, East Burwood 3151.

Sharp MZ-700 User Group, contact Anthony Saliba, 6 Elm Court, Rosebud 3939; (059) 86 3024.

Spectravideo Users' Group, Mitch Raitt, 3 Clivejay Street, Glen Waverley 3150, (03) 233 2357.

Sorcerer Computer Users' (Australia), Secretary, GPO Box 2402, Melbourne 3001.

TI-99/4A Users' Group Melbourne, Wayne Worlidge, 123 Ashburn Grove, Ashburton 3147, (03) 25 1832.

The Motorola User Group (MUGS), Clive Allan, 11 Haros Avenue, Nunawading 3131; group is interested in 6800/02/09-based

computers, particularly if running Flex, although this is not a prerequisite to join. (03) 878 1298.

Upper Yarra Computer Reference Group, for microcomputer enthusiasts and educators. Contact Albin Wallace, Woori Yallock Education Centre, (059) 64 6617.

Victorian Association of Computer Educators, Arthur Totrall, PO Box 69, Whittlesea 3757.

Victorian Osborne Users' Group, Bill Baker, PO Box 169, Camberwell 3124, (03) 850 4187.

Victorian VZ-200 User Group, Luigi Chiodo, 24 Don St, Reservoir 3073, (03) 460 3770.

Victorian Wizzard Users' Group, Barry Klein, 24 Russell Street, Bulleen 3105, (03) 850 7275.

Wizzard User Group, for owners of Dick Smith Wizzard and Funvision computers. The group operates only by mail and phone at present. Contact Barry Klein, 24 Russell Street, Bulleen 3105, (03) 850 7275.

Yarra Valley Commodore User's Group — affiliated with the Melbourne Central Commodore User's Group, Barrie Vickers (secretary), PO Box 176, Lilydale 3140, (03) 735 0638; meets on the first Tuesday of each month at the Melba Hall, Cnr Market & Castella Streets, Lilydale at 8 pm.

Yarrowonga Computer User Group, Chris Younger, 10 Witt Street, Yarrowonga 3730, (057) 44 385; for all machines.

Queensland

Adventure Club, Christine Ogden, 37 Samford Road, Leichhardt, Ipswich 4305; for all Adventure-type game players.

Adventure News, Stuart Elflett, MSF.550, Toogoolawah 4313. For Commodore 64 adventures only.

Adventure Special Interest Group, Ernie Sugrue, PO Box 594, Maryborough 4650.

Amstrad Postal Users' Group, Frank Elliot, 59 27th Avenue, Palm Beach 4221; a group for isolated Amstrad users — meets monthly by cassette.

Apple-Q — The Brisbane User Group, The Secretary, PO Box 721, South Brisbane 4101; meetings every third Sunday of month at Hooper Education Centre, Kuran Street, Wavell Heights 4012. Centre is open from 8.30 am till 4.30 pm; members encouraged to bring Apple along.

Australian Sirius Users' Group, PO Box 204, Chermiside 4032; looks after the needs of Sirius One and Victor 9000 computer users; (07) 350 2611.

BASIC User Group, Chris Lucey, Cranium Computers, 34 Lawless Street, Blackwater 4717.

Brisbane Medfly Users' Group, K J Walker, 120 Highgate Street, Coopers Plains 4108.

Brisbane Sinclair (Spectrum) Computer Club, V Lewis, 37 Samford Road, Ipswich 4305; meets third Sunday at Everton Park State High School, at 2.00 pm. (07) 355 7809.

Brisbane Super 80 Users' Group, Gary

Gatfield, (07) 355 3173.

Brisbane Youth Computer Group, A Harrison, PO Box 396, Sunnybank 4109.

Brisbug, Roy Willie (Secretary), PO Box 305, Wynnum Central 4178. Meets at 2 pm on the 3rd Sunday of each month at the Toowong High School. (07) 393 3388.

Cairns District Microbee Users' Group, Chas Eustance, 21 Marr Street, Edmonton 4869, (070) 55 4531.

Commodore Computer Users' Group, Mr NR Chambers, PO Box 274, Springwood 4127, (07) 808 2125.

Computer Owners' Group, Betty Adcock, 42 Lucan Ave, Aspley 4034; meets second Wednesday each month, 7.45 pm; all kinds of computers are catered for. (07) 263 4268.

Darling Downs Apple Users' Group, Lloyd, PO Box 53, Darling Heights 4350. (07) 38 3060.

DEC Personal Computer Special Interest Group, see NSW entry.

Gold Coast Microbee User Group, Col McLaren, 1/100 Imperial Parade, Labrador 4215; meetings first Sunday each month, 3.00 pm, at the Southport High School. (075) 31 4610.

IREE Microcomputer Interest Group, N Wilson, PO Box 811, Albion 4010.

Mackay Microbee User Group, Geoff Gehring, PO Box 230, Mackay 4740, (079) 42 3214.

MSX-Australia, PO Box 1319, Southport 4215.

Osborne Users' Group of Queensland Uni, Glen McBride; meetings second Wednesday each month, open to all. (07) 870 1177.

PC-8000 Users' Group of Queensland, David Clark, (07) 343 7680 (AH); Meets 2nd Friday of each month at the Old Town Hall, South Brisbane.

QBUG (Queensland BBC Users' Group), Meets 1st Tuesday each month. Ring (07) 386 022 (AH) for details.

Queensland CP/M Users, The Secretary, PO Box 1025, Milton 4064; meets on the last Sunday of each month at the University of Qld, Civil Engineering Room 1.01 (off Staff House Road) from 1 pm.

Sharp User Group of Brisbane, meets on the second Wednesday of each month at Graceville State School. All Sharp owners welcome. Contact Bill Laidlaw, 51 Sandon Street, Graceville 4075; (07) 379 3457.

Sega Users' Group, Robert Horkings, PO Box 148, Fortitude Valley 4006, (07) 52 5603; meetings first Saturday of each month, YMCA Hall at 1 pm.

Southport Commodore Computer Users Group, Bill Fitzpatrick, PO Box 790, Southport 4125, (075) 32 0061.

Superboard Users' Group, Ed Richardson, 146 York Street, Nundah 4012.

Tandy, Apple, Commodore User Group, Chris Lucey, 34 Lawless Street, Blackwater 4717.

The Microcomputer Society, The Secretary, PO Box 580, Fortitude Valley 4006; meetings ▶




So you want to programme your IBM-PC...

What now?

BASIC is not a problem and Assembly Language is simple with The Complete PC Tutorial. It is the first tutorial system to use the Intouch Window Teaching Technique working concurrently with the Operating System and System Software. Whether you need to learn BASIC or want to take control with Assembly Language, The Complete PC Tutorial is your answer.

N.S.W.: Ram Computer Systems (02) 98-6737
 VIC.: Multi Tech Computers (03) 338-3911
 QLD.: The Data Base (07) 357-5644
 W.A.: The Software Centre (09) 481-0074
 MAGNUM 5901B



The Complete PC Tutorial comprises 2 diskettes and operates with an IBM-PC or work-alike running PC-DOS or MS-DOS with 128K RAM or better. It's unprotected and available from most software outlets at \$69.95 or direct from Intouch Computing.



**INTOUCH
COMPUTING**

1 Kent Street, Bicton,
 Western Australia 6157
 Phone: (09) 339 4431

MUSIC SOUND RECORDING STAGE LIGHTING

SONICS

MAGAZINE

For: Musicians, Road Crews,
 Recording Engineers, Lighting People,
 Managers, Promoters and anybody
 interested in what goes into
 today's music-making.

THE ALL AUSTRALIAN
 MUSIC MAKERS' MAGAZINE

"The big accounting package with the small price tag".



Information Business Manager is a complete accounting package suitable for most businesses and compatible with 8 and 16 bit micro computers (all those with CP/M or MSDOS available).

Totally developed in Australia, Information Business Manager performs the following accounting functions

- Accounts Receivable
- Accounts Payable
- Stock Control
- Order Entry/Invoicing
- General Ledger

Other programmes also available

- Real Estate System
- Insurance Brokers System
- Payroll
- Software written to your specifications



Information Unlimited
 specialists in cost effective business solutions

Available at leading computer outlets
 New dealer enquiries welcome

2 Prospect Hill Road, Camberwell, Vic. 3124
 Telephone (03) 813 3022 813 3077

Sextant 91.

CLUBFILE

are held on the second Friday of each month in the Old Town Hall, corner Vulture and Graham Streets, South Brisbane 4101.

Meetings start at 7.30 pm; if main gate is closed use the back stairway.

Townsville Microbee User Group (TMUG), Mannie Van Rijswijk, PO Box 5751 MC, Townsville 4810; meetings 7.30 pm on second and fourth Mondays each month on the Ground Floor, St Margaret Mary's Secondary School, Crowle Street, Hermit Park 4812.

TRS80/System 80 Computer Group, Secretary, 16 Laver Street, Macgregor 4109; meets first Sunday each month at Lindum Hall, Lindum Street, Lindum 4178, at 2.00 pm. (07) 343 5771.

University of Queensland Osborne User's Group, Glen McBride (president) (07) 870 1177, or Richard Duczmal (treasurer) (07) 377 3139; meets on the second Wednesday of the month, in the Axon building on campus. Membership is open to both students and non-students.

VZ-220/300 Computer Club, Michael Novakovic, 24 Albert Street, Goodna 4300. Phone (07) 288 3045 between 3.20 pm and 8 pm.

VZ-200 Pacific Region Club, J D'Alton, 39 Agnes Street, Toowong 4066, (07) 371 3707.

ZX81 Club, P Carswell, 22 Braud Street, Bundaberg 4670.

South Australia

Adelaide Atari Computer Club (AACC), Secretary, PO Box 333, Norwood 5067; meets at Gilles Street Primary School, City, on first Monday (second if first is on public holiday) of each month, 7.30 — 9.30 pm.

Adelaide Beebnet, Contact the secretary at PO Box 262, Kingswood, SA.

Adelaide Lotus 1-2-3 User Group, Paul Wragg, Pannell Kerr Foster, GPO Box 1969, Adelaide 5001.

Adelaide Micro User Group, Helen Ross, 36 Sturt Street, Adelaide 5000; for TRS80 and System 80 users.

Adelaide Osborne Group, Russell Barter, The Secretary, GPO Box 603, Adelaide 5001.

Adelaide PC Users' Group, PO Box 68, Walkerville 5081; contact John Roberts (08) 212 5020 (B). Meets on the second Thursday of each month, at 195 Gilles Street, Adelaide, at 7.45 pm; or as advertised in the computer section of the *Advertiser* on the Saturday prior.

Adelaide Sega User's Group, Jamie Andersen, (08) 263 5020 (after 4 pm); meets on the first and third Wednesdays of the month, from 7 pm, at the Lutheran church hall, 137 Archer Street, North Adelaide.

Adelaide Super-80 User's Group, Mr L White, The Secretary, 503 Churchill Road, Kilburn 5084; meets on the third Monday of each month, (the second Monday in the case of a public holiday) at 7.30 pm in the canteen of Mason & Cox Foundry, 123 Hayward Avenue, Torrensville 5031, (08) 260 6226.

Subscription: \$5 pa.

Aquarius Users' Club, Benedict Sabel, 7 Duncraig Lane, 5152. \$5 membership fee covers the cost of a bimonthly newsletter.

Beebnet, BBC and Econet User Group PO Box 262, Kingswood 5062; the group intends to produce a newsletter on a monthly basis. It is interested in any software producers or distributors who would be interested in serving the group's market requirements.

Commodore/VIC Computer Users' Association, Mr Eddie Hann, 13 Miranda Road, Paralowie 5108; the SA branch meets monthly.

Compucolor-Intecolor Users of South Australia, PO Box 86, Torrensville 5031, (08) 352 3296.

DEC Personal Computer Special Interest Group, see NSW entry.

Kaypro User Group, Ralf Engler, 16/34 John Street, Payneham 5070.

Microbee Users' Group of South Australia (MUGSA), The Secretary, GPO Box 767, Adelaide 5001.

Sega Users' Club, H.A. Jacobson, 10 Pioneer Avenue, O'Sullivan Beach 5166; (08) 382 7967.

South Australian Apple Users' Club, PO Box 322, Prospect 5082; secretary (02) 293 7183. Club caters for Apple II series and Mac computer users. Meets on the first Friday of every month at the Prospect Town Hall.

South Australian Commodore Computers' User Group, Eddie Hann, Secretary, PO Box 427, North Adelaide 5006; meetings second Tuesday each month, 7.30 pm, at Royal Caledonian Hall, 379 King William St, Adelaide 5000. (08) 258 6367.

South Australian Foundation for Computer Literacy, Michael Kennett, PO Box 210, Norwood 5067; caters for children from six years (unaccompanied) or four years with older friend or brother or sister. Special emphasis on the needs of handicapped, educably disabled and socially disadvantaged children, but *all* children welcome. Family participation encouraged. (08) 51 5474.

South Australian Peach User Group, Geoff Drury, 27 Creslin Tce, Camden Park 5038; special interest group attached to the SA Microprocessor Group, which holds separate meetings; (08) 295 2778 ah.

South Australian Microprocessor Group Inc (SAMG), The Secretary, PO Box 113, Plympton 5038, (08) 278 7288.

Sorcerer Users' Group of South Australia, Don Ide, 14 Scott Road, Newton 5074.

South Australian Apple Users' Club, The Secretary, c/- The Bookshelf, 169 Pirie Street, Adelaide 5000.

South Australian Microprocessor Group Inc (SAMG), secretary Rick Matthews, 9 Anglesey Ave, St Georges 5064; (08) 79 3445; meets second Friday of every month, Institute of Engineers, Aust Bldg, 11 Baggett St, North Adelaide.

South East Computer Enthusiasts' Group, Glenn Mibus, 3 Millard St, Mount Gambier 5290; meetings second and fourth Tuesday of each month from 6.30 pm at Mt Gambier High School Computer Room, for all machines and interested parties. (087) 25 1046.

Northern Territory

Alice Springs Microbee Users' Group, Douglas Craigie, c/- PO Box 3230, Alice Springs 5750.

Darwin Microbee Users' Group (DBUG), Felino Molina, PO Box 3111, Darwin 5794, (089) 82 5613 bh, (089) 88 1455 ah.

Darwin PC Users' Group, meets on the first Sunday of every month at 8 pm, at 5 Binet Court Malak. Contact Terry O'Brien (089) 27 4454.

Northern Territory Computer Club, Ian Diss; meets at Wulagi Primary School on the first and third Thursday of each month at 7.30 pm. Users of all machines and other interested parties welcome. (089) 27 9208.

Northern Territory 80 Computer User Group, R T O'Brien, 433 McMillans Road, Jingili 5792.

VZ-200 Users' Club, 7 Abbott Crescent, Malak 5793, (089) 27 2830.

Western Australia

Agriculture Users' Group, c- Mr R Fenwick, Dept. of Agriculture, Albany 6330. For farmers and the agriculture service industries.

CU West WA Compucolor/Intecolor Users' Group, John Newman, 8 Hillcrest Drive, Darlington 6070.

DEC Personal Computer Special Interest Group, see NSW entry.

Domestic Apple Users' Group, Contact Todd Venning, 73 Sydenham Road, Doubleview 6018.

KAOS-WA, Gerry Ligtermoet, 39 Cloister Ave, Manning 6152; for Ohio Scientific Users. (09) 450 5081.

Kaypro User Group of Western Australia, Ainslie Sharpe, PO Box 91, Claremont 6010; meetings second and fourth Mondays of each month in the Canteen of the Department of Agriculture, Jarrah Road, South Perth 6151. (09) 384 5511.

Microbee Users' Group of Western Australia, meets at 7 pm on the first Sunday of the month in the Nurses' Lecture Theatre of the Sir Charles Gairdner Hospital at Shenton Park. Contact (09) 294 1833, or write to GPO Box N1090, Perth 6001.

PC Micro Users' Group, meets on the first tuesday of the month at Royal Kings Park Tennis Club, Lower Tennis Pavilion, Kings Park Road, at 5.30 pm. Contact Peter Goodwin on (08) 274 5911 (B), or on 386 4502 (H).

OSWEST-Osborne Users' Group of Western Australia, Mal Ferguson, PO Box 149, Applecross 6153; meets first and third

Wednesdays at the Palmyra Recreation Centre and the Subiaco Exhibition Hall respectively from 7.30 pm, for Osborne and other interested computer users. (09) 295 1449.

Perth 80 Users' Group, C Powell; for System 80 and TRS80 users. (09) 457 6849.

Perth Hitachi Peach Club, The Secretary, 1 Charf Court, Riverton 6155; for Hitachi Peach and 6809s. (09) 367 5880.

Sharp PC Users' Group, John Paulic, PO Box 79, Gosnells 6110, (09) 398 6303.

Sega Users' Group, John McClemon, 33 Favell Way, Balga 6061; (09) 342 5905.

The Sorcerer & CP/M Users' of Australia, Dave, 22 Verbena Road, Willetton 6155, (09) 457 1917. Meets every fortnight

Sorcerer Computer Users of Australia, The Secretary, 90 King George Street, South Perth 6151, (09) 367 6351.

The West Australian Atari Computer Club, Mr Alf Gaebier (Secretary), PO Box 7169, Cloisters Square, Perth 6000.

The WA Cromenco Users' Group, CA Marshall, Suite 2, 294 Rokeby Road, Subiaco 6008. Meets third Tuesday each month. (09) 382 2692.

VIC-Ups, G. Padfield, (09) 451 4629.

Western Australian Wizzard Users' Group, John Reid, 13 Wenlock Road, Wattleup 6166, (09) 410 2359.

Western Australian ZX Users' Group, Phil Taylor, (09) 328 4111 bh.

Western Australian University Computer Club, 2nd Floor, University of WA, Guild Building, (09) 386 1455.

Tasmania

Apricot User's Group, Rick Snell, PO Box 286 C, GPO Hobart 7001, (002) 23 399926.

DEC Personal Computer Special Interest Group, see NSW entry.

Devonport Computer Interest Group, John Steveson, RSD 422, Sheffield 7306, (004) 92 3237.

Hobart Tasbeeb. Meets on the first Friday of the month at Rose Bay High School at 7.30 pm. Ring (002) 34 2704 for details.

Down Under Atari User Group; contact Robert Bronstein, 191 Rokeby Street, Howrah 7018.

Spectravideo Computer Users' Group, PO Box 191, Launceston South 7249; membership costs \$20, which entitles members to a newsletter and to discounts on computer equipment. (003) 44 2493.

Southern Tasmanian Amstrad Club, meets at 7.30 pm on the first Wednesday of the month at Elizabeth Matriculation College (first floor). Contact Vern McKay (002) 29 4528.

Tandy Hobart Users' Group, Ms KJ Rees, GPO Box 1271 N, Hobart 7001, (002) 72 1426; meets on the third Thursday of each month — contact Ms Rees for details of venue.

Tasbeeb, John Hannon, PO Box 25, North Hobart 7000; meetings first Monday each month at Elizabethan Matriculation College in D Block at 8 pm, for BBC computers. (002) 34 2704.


Tasmanian Apple Users Group, Ray Williams, PO Box 188, North Hobart 7008, meets third Tuesday each month at 8.15 pm, 73 Murray Street, Hobart.

Tasmanian TI User Group, Co-ordinator, I Benboyd Court, Rokeby 7019; meetings third Sunday of each month at University of Tasmania, room 373. (002) 29 4009.

TAS-Micro, Peter Deckert, 1/456 West Tamar Road, Riverside 7250.

New Zealand

Palmerston North Microbee Users' Group, Contact R. Anderson, 6 Hendon Place, Palmerston North, New Zealand. □




This book is intended for owners of Microbee computers who have become reasonably competent BASIC programmers, and now wish to explore the mysteries of assembly language. It is assumed that you already have an Editor-Assembler fitted to your machine so that you may 'learn by doing'.

Although many articles and books have been written on Z80 assembly and machine language programming, the author believes that none adequately deals with the initial steps, so that they leave the prospective programmer confused and disheartened. This book endeavours to guide the uninitiated step by step through the early stages of assembly language programming.

Although written specifically for the Microbee owner, it is also to a large extent applicable to any home computer which uses the Z80 CPU. In spite of starting at square one, by the end of the book you should be able to write mathematical programs, games programs with moving graphics, (Asteroids, Frogger, etc.), sound effects, and be able to drive a printer; all running many times faster than the equivalent BASIC programs. In addition, you will have a much better understanding of how the computer works, and will then be in a position to read more advanced texts on programming and operation.

\$9.95 at your newsagent now!



OR You can obtain your copy by mail order direct from:

Federal Marketing Book Sales

P.O. Box 227

Waterloo, N.S.W. 2017

Please add \$1 to the cost of the book to cover postage and handling.

AD INDEX

Aardvark Utilities	7
ABE	70
Absolute Electronics	45
AD Electronics	38
ADE Computers	124
Aladdin Computer Services	97
Apple Computer	10
Automation Statham	69
Avtek	121
AWA Thom	65
Blue Sky Industries	12
Breeze Software	75
Chambers Computer Supplies	103
Commonwealth Bank	21
Compupro	14
Computer Haven	94
Computer Trader	44
Computer Trader	141
Consultech	82, 97, 100
Crex Computers	46
Custom Made Software	138
Datascape	135
Dick Smith Electronics	111
Dicker Data	122
Discware	145
Eastem Micro Electronics	105
Entercom	IBC
Epson	114
Fagan Microcomputers	86, 87, 139
Fielden Computer Services	141
Flieg Enterprises	24
Fujimax	79
Hi-Tech Electronics	121
Hi-Tech Software	9
Hypex Electronics	36, 42
Information Unlimited	141
Intelligence	85
Interface Management	26
International Solutions	33
Intouch	131
Kun Ying	67
Labtam	113
Logo Computers	13
Memorex	IFC
Micro General	116
Microbee Systems	34
Microsoft	OBC
Nashua	25
Natwick Management	91
Netcomm	17
Ozzi Mail	63
Pantek	127
Perfect Information	59
Pipeline	8
Polaroid	27
President Computers	118
Pulsar Electronics	22
Pulsar Electronics	109
Ritronics	137
Rosser Communications	120
Sant Technologies	5
Select Software	77
Software Source	23
Software Suppliers	68
STC	130
Sterling Electrical Contractors	37
The Creative Computer Company	141
Utilico	110
Video Technology	15
Vizden	41
WD and HO Wills	106
Western Applied Computers	89
Word Comm	80
Worldwide Business Systems	66

SERVICES

LETTERS TO THE EDITOR

We are happy to receive your comments and, if they are of interest to other readers, publish them. Letters will only be considered for publication if they include your name and address, although we can withhold such details from publishing on request. Note that we reserve the right to (and probably will) edit all letters for the sake of brevity, clarity or accuracy.

SUBSCRIPTIONS

Standard 12-issue rate within Australia: \$32. Surface rate for New Zealand and Papua New Guinea: \$48.40; airmail rate: \$53.60. Rates for other countries on application. All overseas rates quoted are to be paid in Australian dollars. Allow up to eight weeks for subscription processing.

BACK COPIES

Back copies and single issues are available from the publisher's office (\$2.95) or by mail (\$3.95). We will supply photostat copies of articles where a back issue is not available, at the single-magazine price for each feature copied.

READERS' ENQUIRIES

We will make every effort to answer readers' written enquiries, if accompanied by a stamped, self-addressed envelope, although staff shortages and deadline pressures may cause delays. Please include your telephone number(s) with any enquiry. Phone enquiries not related to subscriptions, readers' advertisements, or other 'service information' cannot be accepted.

COPYRIGHT

All material appearing in *Your Computer* magazine is copyright and cannot be reproduced in part or in full, by any means, without the written permission of the Publisher or Managing Editor. Computer clubs and schools can, however, apply for restricted permanent reproduction rights for non-commercial, limited-circulation use (for example, newsletters and class instruction). Given that it sometimes takes us a while to answer such requests, you can consider that restricted permanent rights apply in these cases from the day you send in your letter, and will later be confirmed (or withdrawn) by our reply.

LIABILITY

Although it is policy to check all material used in *Your Computer* for accuracy, usefulness and suitability, no warranty, either expressed or implied, is offered for any losses due to the use of any material in this magazine.

EDITORIAL CONTRIBUTIONS

Contributions to *Your Computer* are welcomed and will be given every consideration*. Please read these notes carefully to get an idea of the style and format we prefer.

All Contributions: should include your name, address, and home and office phone num-

bers (in case we need to check details). Each page of your submission, and any material sent with it, should also carry your name.

Contributions by Telephone: Contributors who have modems and suitable software (in the MODEM7/YAM mould — see our stories on Christensen Protocols in the May and June 1983 issues) can arrange direct transfer to our computers through our Bulletin Board system, which is on-line 24 hours a day, seven days a week. Contact our office by phone for details on transferring material in this way.

Contributions on Disk: Contributions can be accepted in most disk formats, although some have to be converted outside our offices, which will add to the (often lengthy) delay between receipt and acknowledgement. The preferred medium is IBM standard format single-sided, single-density, 20 cm CP/M disks or IBM PC-DOS minifloppies. We can also handle, in-office, most soft-sectored 13 cm disks, thanks to PC-Alien — so unless you have a particularly strange format, send it on disk straight from your machine. Please pack them extremely carefully if posting and label all disks with your name, address and phone number.

Listings: Unless it is absolutely impossible, we want listings produced on the computer. This reduces the risk of error — if the computer typed it, the computer probably accepted it. Print listings with a dark — preferably new — ribbon on white paper, and try to format the output to a narrow (40-characters) width. If they can't be produced on a printer, borrow a good typewriter — hand-written material is likely to sit around the office for a year before someone can find time to type it all out for you! Please provide an account of what the program does, how it works and so on. Any comments on the program should refer to the address, line number or label rather than to a page number. Any comments on modifying the program to work on other machines will be appreciated. Try to include a printout of at least part of a sample run if possible.

Style: All items should be typed (or printed) and double-spaced on plain white paper. We will only accept original copies — no photostats. Include your name, address, telephone number and the date on the first page of your manuscript (all manuscript pages should have your surname and page number in the top right-hand corner). Be clear and concise, and keep jargon and adjectives to a minimum.

*Although the greatest care will be exercised with contributions, no responsibility can be accepted for the safety or return of any letters, manuscripts, photographs or other materials supplied to *Your Computer* magazine. If return is desired, you should include a stamped, self-addressed envelope. If return is critical — say it's something you can't afford to lose — then don't send it; we are careful, but we're not perfect. □

market directory

DEALERS, distributors, mail-order houses and other commercial organisations or individuals who have a message to spread can take advantage of our Market Directory — small ads to help those searching for outlets, services and equipment. For details contact Your Computer on (02) 663-9999 or write to PO Box 21, Waterloo 2017.

For 1/12 DISPLAY ADVERTS in the Market Directory (50mm deep x 60mm wide) costs are **\$125 per insertion**. Closing date 4 weeks prior to publication date. Supply finished artwork — or copy to Set & Makeup (at \$40 extra to insertion cost). Payment strictly with copy. Call (02) 663-9999 for your booking NOW.

IBM SOFTWARE EVALUATION

HERE ARE JUST SOME OF THE PRODUCTS WE HAVE AVAILABLE FOR YOUR EVALUATION.

Join the DOWN UNDER SOFTWARE library and take advantage of our unique software evaluation service. Your yearly subscription of \$50 enables you to buy any of the most popular IBM-PC software programs, at our discounted prices of 20% to 50% off manufacturers' RECOMMENDED RETAIL PRICE. If the software doesn't meet your needs, return it within 7 days for a refund of your purchase price less a "RESTOCKING FEE" of 10% of the manufacturers' list price. (Minimum restocking fee of \$15)

At DOWN UNDER SOFTWARE there are no High Pressure salesmen telling you what software you need, YOU DECIDE if it is suitable for your purposes.

NAME	RETAIL PRICE	DISCOUNT PRICE	RESTOCK FEE
Dbase 3	\$976	\$750	\$ 98
Macro Assembler	\$161	\$130	\$ 16
Norton Utilities	\$140	\$100	\$ 15
Savvy	\$575	\$495	\$ 58
Wordstar Pro 3.31	\$645	\$420	\$ 65
Wordstar 2000+	\$795	\$495	\$ 80
Flight Simulator 2	\$100	\$ 70	\$ 15
Jet	\$100	\$ 75	\$ 15
Kings Quest	\$ 70	\$ 50	\$ 15
Sargon 3	\$ 75	\$ 55	\$ 15

For a full catalog, or more information, write or call us on (03) 429 3216

DOWN UNDER SOFTWARE

1 Botherambo St., Richmond, Vic. 3121

We don't SELL you software, we help you come to the right decision!

POOR PERSON SOFTWARE FOR CP/M 2.2 COMPUTERS

WRITE-HAND-MAN — Your magic menu appears with its option list — to save notes, check a phone list, update a diary, scan disk directories or text files and perform calculations in both decimal and HEX. No need to exit from wordprocessor, data base, spread sheet or other programs! Use with Ram disks, keyboard extenders and ZCPR. Supplied in both screen and non-screen-refresh versions. Source code for option programs included. **\$45**

MAILING LABEL PROCESSOR \$40, Crossword game \$26, Window system 35, Spelling Checker \$26, Spooler \$40, Menus \$38, Keyed sequential files \$38, Spread sheet \$40.

ALSO AVAILABLE — MITEK Relocatable Z-80 Assembler to produce your OWN Write-Hand-Man Options! **\$67.50**
Write for descriptive catalogue. Prices include pack and post.

In Popular Formats, e.g. Kaypro II, Osborne DD, Xerox 820, Apple II CP/M, 8" SSSD, Microbee 3 1/2" and 5 1/4". Send pre-formatted disks for Teletideo 802/803, Toshiba T100.

Order by Credit Card: Please charge my Bankcard () Mastercard ()

Card No. _____ Exp. Date _____

Signature _____

GLYPHIC SOFTWARE
PO Box 391, Pennant Hills 2120

CUT-PRICE SOFTWARE!

Big reductions on a large range of software for IBM PC, Apple and Commodore 64.

For our latest catalogue, send a large, stamped addressed envelope.

Interface Publications (Australia) Pty. Ltd.,
Chelsea House, 34 Camp St., Chelsea, Vic., 3196

\$7.00 INCLUDING DISK

Over 3,000+ software titles for your APPLE][,][+,][e,][c & compatibles, IBM-PC, PCjr, XT, AT & compatibles, APPLE MACINTOSH and IBM-JX. Lots of hi-quality manuals.

ALSO HARDWARE/ACCESSORIES

- Apple Graphic Mouse \$50
- Extended 80 column card w/64K RAM \$80
- CP/M Card \$40
- IBM Light Pen \$85
- LOTS OF BARGAINS

Specify your computer system together with \$1 to cover air-mail postage for our fantastic catalog to:—

MICRO-WORLD, Dept YC
Towner P.O. Box 310
Singapore 9132
Republic Of Singapore

TYPESETTING BY TELEPHONE

Disks converted to typeset copy
Cheaper, faster, error free

Copy via modem (at 300, 1200, or 2400 baud) disk or fax

Frontier Technology Pty Ltd
(Formerly Hughes Phototype)

960 2788

66 Spit Rd, Spit Junction, NSW 2088

Hungry for more computer know-how?

Or perhaps you just want to learn more about the software package you just purchased. Or maybe you are training a new staff member.

ComputerLand Learning Centre in Bondi Junction is an ultra modern, fully equipped work-shop that gives you 'Hands-on' experience and the confidence to apply it in the business environment.

We offer a comprehensive range of courses from elementary to advanced, from workshops and seminars to consultancy services covering every aspect of your business or personal needs.

Call us today and talk to one of our professional instructors on 389 7749.

Cnr Oxford & Newlands Streets
2nd Floor, Suites 3 & 4
Commonwealth Bank Building
Bondi Junction NSW 2022
Tel: 389 7749

ComputerLand[®]
Learning Centre

BIRTHDAY MONTH

ALL PRESENTS GRATEFULLY ACCEPTED

HAPPI BURTDAI, here's a little something — don't throw the ribbon away (you won't be able to use the printer) — five is such a lovely age, don't you think? Let's play musical ports — whichever one's left over after we've plugged in all these is obviously left over, so we'd better start again. Keep those chocolate crackles away from the keyboard, sweetie.

SURPRISE! It's our birthday in July. It'll be triffic, just triffically, pulsatingly, swirlingly, layer upon layer upon layer (like our cake), undulatingly, brilliantly graphic. Oh wow, Debbie, that's amaayzing. Dr Who eat your heart out. "Gasp," said the Science Show.

And you thought the Sixties were colourful. Can you believe your eyes? Wait and see.

So how does it feel to be five? Matt still feels furry (furry eyeballs), Natalie feels as hungry as ever (famished), Jane feels fantastic to be back (remember Jane Mackenzie — fun and functional?), Felicity feels orange (she's a fiery redhead) and a little frazzled by all your fan calls, and Les — well, does Les feel? Does he feel for us, waiting, month after month, for Birdwatchers. Computers in Marketing, HIS PARADOX REVIEW? DOES HE? WELL, ANSWER ME? (gurgle, gurgle, flail, flail, flop).

GETTING CARRIED AWAY

Hmmm, sorry. We had to carry her away. This is the voice of reason speaking (though I do see her point). Honestly, it's been great f... we've had a wonderful time. We've worked out where all the plugs go, and helped you to get it right, too. Computing has busted most of the boundaries we conceived of back then; when we were little we thought we were big if we could tie our shoelaces — these days, beginners have got Velcro and friendly user interfaces.

We're looking forward to the next five years with even greater expectations. Matt reckons it's just a matter of time before our ATs will be built into our wristwatches — bah humbug.

Speaking of advancements, haven't graphics gone bananas since we last covered them in depth, in March 1984? Talk about flashy, and fifty-up-manship.

Next month will be a celebratory explosion, graphically speaking, of course, of colour and high res and even higher res.

We'll be trying our skills with a range of graphics packages, from low-cost programs like Bee Artistic, to professional software like Autocad, to the whizz-bang world of dedicated supermicro and minicomputer graphics generators.

We'll take a special look at business graphics packages for the IBM PC — what's available and how to make the best use of it. And there'll be a rundown on graphics-oriented machines like the Amiga (just a short bit, concentrating on graphics, since you've read most everything else this month), the Atari 520ST and the

new Microbee Gamma.

Having filled our screens with fantastic images we might even find the time to investigate what kinds of machines are around to put them on paper, or maybe slides.

On the reviews side, Ewart Stronach has developed a fatal attraction for Lettrix, a new memory-resident program that allows IBM PC software to print proportionally spaced, microjustified text in 20 different letter-quality typefaces and languages on dot matrix printers. John Hepworth gleefully announces he had dBase, Lotus 1-2-3 and Wordstar running simultaneously under Microsoft Windows — and we've got the pictures to prove it. As for Les, we have ways of making him feel our displeasure, so maybe you'll see that *expose* undercover overview of Paradox in July.

Then, in addition to your correspondence courses on C, Structured Programming, Birdwatching and Marketing, and all the machine-specifics, new products and what-have-you in Public Domain — we'd like, in honour of our birthday, to present you with a special compilation — the dLetter Annual. A dLight usually available only to dRegular subscribers, dLetter explains dVagaries and complexities of dBase, and is generally dSigned to help you cope. We thought we'd put together all dIssues published to dDate, for those of you who didn't know about it (but will want to subscribe now that you do) and for anyone who is missing one, two or several vital and dSirable editions. Hippo birdy two ewe, as they say.

CRYSTAL BALD

After the party, we'll toss our striped scarves over our shoulders, climb into our police box (not a record — there are only 11 of us) and launch ourselves into the future.

Where is the computer industry rocketing off to? Stumbling about in that not-so-distant computer landscape, we'll hazard some educated predictions in our August publication. What will we see through the looking glass? Will the processors be running so fast we won't see anything at all? Will the contents of the Na-

tional Library fit into a Rice Bubble? Will resolution be so realistic the three dimensions are no longer required? Computers already have graphics and sound, will they also have smell? Will the Viatel of the future not only allow you to book your travel, but simulate your destination so you don't even have to go there? Can't you smell the French onion soup? The Indian curries? The sukiyaki? The English pub lunch? The coconut oil? The sea? Can you feel the waving palm fronds? Oh my! What's that on your wrist. Matt?

Some CAD names



Pandora project, an incredible application in marine technology.



Overlay and grid definition in the Pandora application.



Demonstration of AutoCAD's 3D visualization capabilities.

"Our strategy to make **AutoCAD™** the standard in Australia is working and our commitment to this strategy never wavers" say the directors of **ENTERCOM**, venting the same philosophy and commitment as the president of Autodesk Int. Mr. John Walker.

Upgrades to **AutoCAD™** provide new releases like 3D visualization, curve fitting and macro programming capability. **AutoCAD™** currently runs on over 31 personal computers, with more being released on a continuing basis. Vertical market applications such as **AE/CADD™**, are being Australianized for professional architectural applications. **CAD/camera™**, provides an auto- vectorizing system which converts paper drawings into **AutoCAD™** usable and modifiable drawings automatically at approximately 5% of the price of competitive systems. **AutoCAD™** to mainframe translators allow the integration of **AutoCAD™** with large scale CAD systems including **CADAM™**, **Intergraph™** and **Computervision™**. **AutoCAD™** is available in French, German, Swedish, Italian, Japanese and Spanish.

ENTERCOM believes, as do the authors of **AutoCAD™** that by mid-1986, the distinctions being made between mainframe and mini/based CAD systems will disappear.

**The secret is out.
AutoCAD™ is better.**

AutoCAD™ can perform all the functions most people want from a Computer Aided Design/Drafting Package. **AutoCAD™** is fast, easy to learn as well as being user-customizable, with the added ability to communicate with other Systems. There is no other CAD package that supports as many peripheral devices, (that is both input and output devices) and there is certainly no other package that is supported by over 150 independent application software interfacers. **AutoCAD™** is Number one in Australia and Worldwide — **for all the right reasons.**



136 BRIDGE RD., RICHMOND, VICTORIA, 3121, AUSTRALIA
PHONE: (03) 429 9888 TELEX: 30625 ME1400

AutoCAD™ is a trademark of Autodesk Int.
apricot is distributed by BARSON COMPUTERS



“Microsoft’s programs are so popular you’d think they wrote the operating system for the IBM PC.”

Indeed, we did.

The “MS” in MS-Dos® stands for Microsoft.

What’s more: we have recently signed a long-term agreement with IBM that means we will continue the joint development of operating systems and other systems software for the industry’s most successful PC.

Microsoft is to software what IBM is to hardware: The industry standard.

Microsoft Word®
The industry standard word processor (comes with Spell®).

Microsoft Multiplan®
The industry standard spreadsheet.

Microsoft Chart®
The industry standard graphics application.

Microsoft R Base 5000®
The new industry standard relational data base.

Microsoft Project®
The industry standard project management tool.

Microsoft Windows®
The industry standard you’ve all been waiting for.

Microsoft Mouse®
The industry standard pointing peripheral.

Microsoft Flight Simulator®
The industry standard – *period* (voted Your Computer’s Software Product of the Year for 1984).
For any information call us on (02) 452 5088 or toll free on (008) 22 6850.

MICROSOFT®

Microsoft is to software what IBM is to hardware. The industry standard.

John Bevins MI7

Microsoft Windows
Operating Environment

MICROSOFT®

Utilities Disk
For IBM®
Personal Computer

■ Disk 1 of 2

Microsoft Multiplan®
Electronic Worksheet Program

MICROSOFT®

System Disk
For MS-DOS™
Personal Computers

■ Disk 2 of 2

Microsoft Project
Project Scheduling and
Costing Program

System Disk
For IBM®
Personal Computers

■ Disk 1 of 2

Microsoft R Base 5000
Relational Data Based
Management System

Program Disk
For IBM®
Personal Computer

■ Disk 1 of 2

Microsoft Flight Simulator

Program Disk
For IBM®
Personal Computer

Program Disk
For IBM®
Personal Computer

■ Disk 1 of 2

Microsoft Chart
Complete Business Graphics Program

Program Disk
For IBM®
Personal Computer

■ Disk 1 of 2

Utilities Disk
For IBM®
Personal Computers

■ Disk 2 of 3

Microsoft Word
Word Processing Program

Program Disk
For IBM®
Personal Computer

■ Disk 1 of 3

Microsoft Word
Word Processing Program

Program Disk
For IBM®
Personal Computer

■ Disk 1 of 3

Learning Microsoft Word
Mouse Version

For IBM® Personal Computers
System Requirements: 0-072
192K memory, DOS 2.0 or higher
one double-sided disk drive

■ Disk 1 of 2

Program Disk
For IBM®
Personal Computers

■ Disk 2 of 2

Microsoft Mouse
Serial Version

Program Disk
For IBM®
Personal Computer

■ Disk 1 of 2

MICROSOFT