

your computer


\$2.95*
NZ \$3.25

MARCH 1985

MAGAZINE

FOR BUSINESS AND PLEASURE

TELECOM LAUNCHES THE ELECTRONIC LOUNGE ROOM




**PRODUCT
SURVEY:
HARD
DISKS**

**HOW TO:
GET dBEST
FROM dBASE**

**WORD
PROCESSORS:
PALANTIR
WORD HANDLER**

**POCKET
PROGRAMS**

Roland quality at user friendly prices



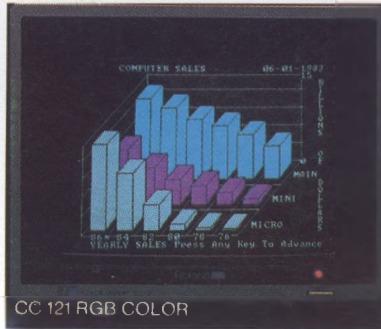
GRAPHIX PLUS II

GRAPHIX PLUS II

Imagine — Lotus, Symphony, Framework, Flight simulator and . . . ? , in high resolution monochrome or RGB color. A parallel printer port, plus the PC Accelerator™ (giving you two 360K RAM disks plus 64K of printer buffering) all providing faster performance with flicker-free viewing. STB can expand your IBM PC, XT or AT with a whole range of multi-function memory and specialised boards. STB turns an ordinary Personal Computer, into a high performance machine.

CC 121 RGB COLOR

A 12" RGB high resolution monitor, producing clean, true color on a sharp contrasted background for clear displays of text and intricate graphics. Accommodating both digital and analog input, the CC 121 will display the full color spectrum. It is also compatible with the IBM PC and XT, Apple II (via RGB card) and most other microcomputers. Also available from Roland is a range of low eye strain green and amber monitors. Both standard composite and IBM plug compatible, producing clear sharp resolution. All Roland monitors are designed for constant, flicker-free use in business, professional and home environments.



CC 121 RGB COLOR

DXY 880 PLOTTERS

A picture is worth a thousand words. Faster more effective communication means increased efficiency. This applies to computers as well as people. Achieving fast, accurate and inexpensive graphics or charts, is what Roland plotters are all about. For IBM PC, Apple and almost all other microcomputers, Roland plotters produce hard copy output from overhead transparencies, business graphics or Computer Aided Design (CAD) drawings. For pictorial graphics from Lotus, Symphony, Autocad or other popular business and professional software packages, Roland is your most cost effective choice.



DXY 880 PLOTTERS

IBM PC is a registered trademark of International Business Machines Corp./Apple is a registered trademark of Apple Computers Inc./Lotus 1-2-3 and Symphony are registered trademarks of Lotus Development Corp. Flight Simulator is a registered trademark of Microsoft Corporation and Framework is a registered trademark of Ashton-Tate.

Roland Corporation Australia Pty. Ltd.

39 Victoria Street, Fitzroy, Victoria 3065
Telephone (03) 417 1800 Telex 35276
23 Cross St., Brookvale, New South Wales 2100
Telephone (02) 938 3911 Telex 27769

Roland DG New Zealand

1 Ngaire Avenue, Epsom, Auckland 1, N.Z.
P.O. Box 36-045. Telex NZ (74)60555
Telephone (9) 504046

Roland DG

Send this to Roland DG for further information or phone your nearest Roland Dealer to arrange for a product demonstration.

NAME


ADDRESS

PHONE CODE

SYDNEY: The Computer Shop (02) 517 2999. Computerland North Sydney (02) 929 4499. A.C.I. Computer Services (02) 662 7011. RATA (02) 44 7618. **MELBOURNE:** Hisoft (03) 529 2333. Random Access (03) 62 1339. A.C.I. Computer Services (03) 54 4833. DATREK (03) 348 1666. **PERTH:** The Hardware House (09) 322 7344. **ADELAIDE:** Personal Computer Centre (08) 223 2688. Myer Computer & Business Centre (08) 217 0123. **BRISBANE:** The Computer Shop (07) 6926. Computerland (07) 221 9777. Myer Computer & Business Services (07) 378 5111. **DARWIN:** The Computer Shop (089) 81 5022. **HOBART:** The Logic Shop (002) 31 0818. **NORTH QUEENSLAND:** Island Agencies (070) 93 7482. **A.C.T.:** Boulevard Business Service (062) 80 5743.

NDK

PRINTSTAR 5025



IBM PC COMPATIBLE

PRINTSTAR 5025 with tractor option

- IBM PC/XT Compatible
- Daisy Wheel Printer Emulation under WORDSTAR
- Fully Compatible with LOTUS 1-2-3
- 24 Wire Printhead
- Dual Mode Printing with Single Pass NLQ and DRAFT Qualities
- High Speed Space Skipping - 300 cps
- Multiple Fonts for Professional Applications
- Efficient Line Buffering for High Throughput
- Double Bin Automatic Sheet Feeder (optional)
- 16Kb Buffer (optional)

WORDSTAR is trade mark of Micropro Inc.
LOTUS 1-2-3 is a trade mark of Lotus Development Corp.
IBM PC and XT are trade marks of International Business Machines Corp.

W. J. MONCRIEFF PTY. LTD.,
176 Wittenoom Street, East Perth 6000
Phone (09) 325 5722 Telex: AA 93022
Cables & Telegrams: "CRIEFF", PERTH

8th Floor, 275 Alfred Street, North Sydney 2060.
Phone (02) 923 2211 Telex: AA 71270



Moncrieff
EXCELLENCE IN ELECTRONICS

VIVE LA DIFFÉRENCE!

As the microcomputer market changes, we are starting to see some fundamental changes in the designs of computers, together with changes in the tasks we apply them to and in people's attitude to them.

The traditional application for computers has been data processing, working with large files, all in the same format, and all to be processed in the same way. For example, invoicing, payroll, statistical analysis and so on.

Software technology has progressed beyond that era, as we are progressively finding out. Already, in the everyday office situation, it is sensible to apply a computer to tasks of a non-repetitive, one-off nature: producing reports, budgeting, sales forecasting.

It is advances in several key areas that have made one-on-one interaction with a computer possible. The ideas have come from many places and appear in different guises: Smalltalk, Prolog, expert systems, mice, bit-mapped graphics and the general concepts of software engineering.

Most of these have no application in the traditional world of data processing, but they are obviously significant, and obviously finding practical application today. Where? In office automation, that's where.

Many of us have not yet grasped the fundamental differences between these two areas of computing. They require radically different hardware and software approaches, as well as different management perspectives. Data processing tends to put most emphasis on throughput and machine efficiency; office automation tends to stress the user interface and executive support, for example.

It's also important to realise that some machines – like the Macintosh, for example – are pure office automation machines, and are not intended for traditional DP roles. Others (and here I'm thinking of the CompuPro and similar big boxes) are really oriented towards traditional DP and database applications. Another group is somewhere in between.

Keep this in mind, and you'll see why the great Macintosh v IBM debate is largely irrelevant – they are different machines, intended for different purposes, and they barely compete. However, I suspect that in years to come, we'll look back at the IBM as a machine in transition, while the Macintosh is a machine that is definitely designed for its target market.

Les Bell

CONSULTING EDITOR

Les Bell

ASSISTANT EDITORS

Natalie Filatoff, Evan McHugh

NEWS EDITOR

Rose Vines

ART & DESIGN

Ali White

ART PRODUCTION

Sharon Hill

ADVERTISING PRODUCTION

Danny Hooper

MANAGING EDITOR

Matt Whelan

EDITOR-IN-CHIEF

Jane Mackenzie

PUBLISHER

Michael Hannan

CONTRIBUTORS

Australia: Brendan Akhurst, Bill Bolton, Lloyd Borrett, David Brudenall, Geoff Cohen, Andrew Farrell, Frank Lee, Peter Lynden, Bruce Mitchell, Mike Newnham, John Nicholls, Jeff Richards, Rod Stevenson, Ernie Sugrue, Dom Swinkels.

United States: Howard Karten

OFFICE SERVICES

Elizabeth Barnett

SUBSCRIPTION ENQUIRIES

Julie Plummer

ADVERTISING

David McDowell (National Advertising Manager)

Damien Prins, Andrea Beaty (NSW Advertising)

David Farrington (Victorian Advertising)

OFFICES

NSW

140 Joynton Ave, Waterloo 2017.

(02) 663-9999

Telex: FEDPUB AA74488

VICTORIA

150 Lonsdale St, Melbourne 3000.

(03) 662-1222

Telex: FEDPUB AA34340

WESTERN AUSTRALIA

Ian Greenacre, Gordon & Gotch Adv't,

134-144 Parry St, Perth 6000.

(09) 328-8044

QUEENSLAND

Craig Santilla, Media Services,

4 Adelaide Terrace, Brisbane 4000.

(07) 229-6033

SOUTH AUSTRALIA

Steve Birbeck, Admedia Group,

24 Kensington Rd, Rose Park 5067.

(08) 332-8144

NEW ZEALAND

Chris Horsley, 4A Symonds Court,

Symonds St, Auckland, NZ.

Telex: TEXTURE 260753

Source Mail: Les Bell TCY314; Matt Whelan TCY267.

Bulletin Board: (02) 662-1686 – Les Bell 1085, Matt Whelan 1, or leave a message in comments.

YOUR COMPUTER is published monthly by the Federal Publishing Company Pty Ltd.

Printed by ESN – The Litho Centre, Waterloo 2017, phone (02) 662-8888.

Editorial and NSW Advertising:

140 Joynton Avenue, Waterloo 2017. Telex: FEDPUB AA74488.

Typeset by Frontier Technology, Spit Junction NSW; Phone (02) 960-2788.

Distributed nationally by Gordon & Gotch.

Registered for posting as a publication – Publication No. NBP4384. See back page for information on copyright, contributions, reader services and subscriptions.

*Recommended and maximum price only.

ISSN 0725-3931.

Gourmet Takeaway Menu

From the master chef • Digital Research • a selection of dishes to titillate the imagination of even the most jaded palate.

Entree

Assembler Plus Tools 06MP

This simple dish will delight the most discerning software developer. It includes an assembler, linker, librarian, cross reference utility and powerful symbolic instruction debugger.

Personal Basic 6

This is for those who desire good plain food. It is an excellent and straightforward interpreter.

Main Course

PL/1 06MP

The knowledgeable will enjoy this concoction. It is based on Subset G, the standard for tens of thousands of professional programmers. When you need maximum performance, power and functionality — this is the answer.

C Compiler 6MP

Our Cuisine nouvelle. Lean, sparse and fast, an ideal choice for those torn between UNIX and the PC operating systems.

Fortran 77 6MP

A traditional dish revitalised for the modern 16-bit micro. Strong & robust, it will appeal to those people needing compatibility with the big mainframe.

CBasic

Despite its name, no effort has been spared in creating this popular dish.

Businessmen may prefer the **CBasic Compiler 06MP** it has a fast native code compiler and special file management techniques.

Pascal MT+ 06MP

For the intellectual; it is a direct compiling dialect of the full ISO Standard Pascal, and is superior to traditional p-code compilers.

A more austere version is the **CBasic Language 06**.

As an intermediate code compiler, it is ideal for people on a budget.

Speed Programming Package 06

This piquant sauce will greatly enhance the pleasure of Pascal MT+; it includes an editor and syntax checker.

Dessert

Display Manager 06MP

To complement your meal, consider this dish. It provides program developers with an interactive full-screen editor that works as a stand-alone system. It is compatible with all the main courses.

Access Manager 06MP

Of quite different flavour to the previous dish, this is an advanced multi-keyed file access system that saves valuable time in program development. Fully compatible with any main dish.

The code shows the range of operating systems the product will work under.

0 = CP/M

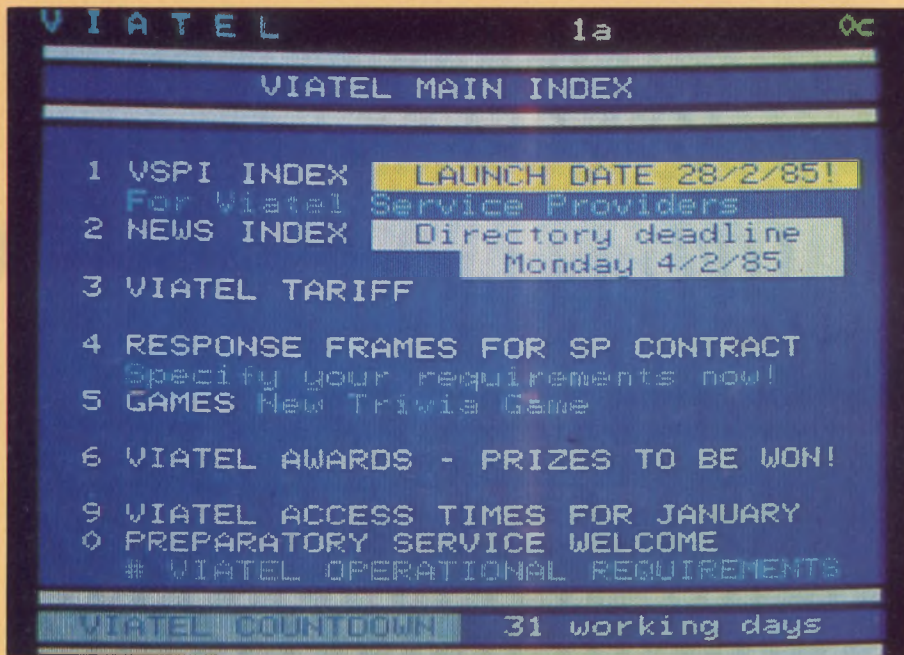
6 = CP/M 86

M = MS-DOS

P = PC DOS

We enjoyed writing this ad. We'd like to tell you more about the "dishes". So why not mark those which interest you and send this page to us at **FreePost 2, ARCOM Pacific, P.O. Box 13, CLAYFIELD, 4011**. We'll return copies of the Digital Research Product Briefs to you.

arcom
pacific
■ master distributor ■



Hitchhiker's Guide to Viatel.



SPECIALS

HITCHHIKER'S GUIDE TO VIATEL

19

If Alexander Graham Bell only knew the things we do with telephones these days ... *Your Computer* has all the information you'll need on 'the biggest bulletin board on the block'.

LES BELL

THE HARD WORD ON DISKS

33

In the first of a series of special product surveys we'll be conducting this year, Les looks at the hard disk market and gives some sound advice on why and how you should buy.

LES BELL



COLUMNS

IBM	115
OPERATING SYSTEMS	121
SPECTRUM	124

DEPARTMENTS

YOUR COMPUTER NEWS	9
TEXTFILE	50
CLASSIFIEDS	126
SERVICES	130

REVIEWS

THE BIT-BUCKET

43

Short, sharp evaluations of a historical database for educational use; a new cheap plotter; a cost-effective payroll package designed for Australian businesses; and a comfy seat.

EVAN McHUGH

PALANTIR

71

A word processor that's easy and intuitive to learn, and easy to use - there is such a thing.

JOHN NICHOLLS

WORD HANDLER

79

The instructions said he'd be "operating Word Handler like a pro in twenty minutes", but as the seconds ticked inexorably on Jon was filled with self doubt ...

JON FAIRALL

FAMILY TREE

83

At last there's an Australian package to help you keep track of your tangled family tree.

JAN WORTHINGTON

your computer

MARCH 1985



Cashflow Manager for the C64.

CPC

FEATURES

- PROGRAMMER'S WORKBENCH** **53**
Our resident tinkerer tenders tricks, tips and tidbits for readers using dBase under MP/M and Concurrent CP/M, and for CP/M 86 users. LES BELL
- GETTING dBEST FROM dBASE** **62**
Our series resumes with a lesson in programming style. LES BELL
- APPLE HIGH-RES GRAPHICS BIT MUNCHER** **85**
Gobble, gobble, chomp, chomp, burp – and there you have it, all your graphic utilities rolled into one main package. IAN CHIA
- BASICS AIN'T BASIC** **88**
Part 1 of a short series on versions of BASIC developed for micros using the Motorola 68000 CPU. This month we look at SVS BASIC-PLUS. DOM SWINKELS
- GETTING MORE FROM COMMODORE BASIC** **95**
Are you finding BASIC too slow for some applications? Our Commodore columnist suggests you stick with it, since speed can be improved with a few simple short cuts ... ANDREW FARRELL
- POCKET PROGRAMS** **100**
Deactivate the reactors, score a century, hover over the planet Zelta, get with the beat, have fun – with Pocket Programs.
- A CASHFLOW MANAGER FOR THE C64** **111**
How to make monthly bill paying seem "almost a pleasure" – a low-cost spreadsheet can be made to do the job. D.J. HIGGINS

NEXT MONTH

Which computer will win our PC of the Year award? The best of the machines released on the Australian market in 1984. The best technically and ergonomically; the best in terms of user support, value for money and performance. Our careful analysis of each of the nine contestants to make the short-list might also help you decide which machine will be best for your application.

If you're in the market for excellent software, our evaluations of last year's nine most impressive packages should put you on the right track – and the winner ...

You'll also notice some changes in **Your Computer** from April on. New type styles and a new format will make the magazine more pleasant to read and the sections that interest you in particular easy to access. There'll be more **Your Computer**, too – more tutorials, and **Business and Pocket Programs** sections every month (instead of bi-monthly). We've put our feelers out, exerted all our influence, to encourage people to supply us with the latest 'news'; we've streamlined our reviews. And look for us in your newsagent's earlier – the April issue will be out on March 15, and throughout 1985 we'll be bringing you all the latest information ahead of all the rest.

MICROMAIL

Australia's No. 1 Microcomputer Mail Order Club.

Now over 4000 members

If you missed our 80% off Sale and pre-Christmas auction make sure you cash in on these super saving specials before stocks disappear.

SEND TRIANGLE WITH

Apple	Price	Commodore	Price	IBM	Price
Gensis	\$29.95	Time Money Manager	\$29.95	How to operate your IBM PC	\$40.00
Prisim	\$19.95	How to operate C64	\$24.95	How to operate your computer under CP/M	\$30.00
Thief	\$19.95	Bumblebee	\$24.95	Upper Reaches of Apshei	\$29.95
Pro Poker	\$19.95	In the Chips	\$19.95	Mastertype	\$40.00
Star Maze	\$19.95	Juice	\$19.95	Graphics Magician	\$20.00
Digitek Expand Card	\$59.95	6502 Prof. Dev. System	\$19.95	Jabbertalky	\$19.95
Visiterm	\$30.00	Easy Mail	\$50.00	Curse of Ra	\$19.95
Visiplot	\$30.00	Zork III	\$18.00	Visiword & Visispell	\$139.00
Desktop Plan III	\$30.00	Songwriter	\$24.95	Teach yourself Multimate	\$50.00
Crypt of Meda	\$19.95	Drol	\$19.95	Teach yourself dBase II	\$50.00
The Incredible Jack	\$149.00	Wall Street	\$9.95	Visischedule	\$50.00
O'Rileys Mine	\$19.95	Underworld of Kyn	\$20.00	Visitrend/Plot	\$50.00
Mouskattack	\$19.95	Critical Mass	\$19.95	Visicalc	\$30.00
Wizardry III	\$19.95	The C-64 Connection	\$29.95	DesktopPlan	\$30.00
Mating Zone	\$19.95	Fast Eddie	\$19.95	Apple/IBM Connectim	\$149.00
Shaft Raider	\$19.95	Type Attack	\$24.95	Snack Attack	\$19.95
Zenith	\$20.00	Micro Fun	\$19.95	TAVA PC 65.4% Compatible	Call
Conquering Worlds	\$19.95	Snake Byte	\$19.95	Lotus 1-2-3	\$575
Upper Reaches of Apshei	\$19.95	Stack Lightpen & Software	\$39.95	D Base III	\$595
Dragons Keep	\$19.95	Commodore Program Book	\$20.95	Multimate	\$395
Reach for the Stars	\$19.95	C-64 User's Encyclopedia	\$10.00	Wordstar Professional	\$495
Crossfire	\$19.95	Commodore 64	Call	Symphony	\$795
How to use the Apple IIe	\$30.00	1541 Disk Drive	\$389.00		
Sex-O-Scope	\$19.95	803 Printer	\$349.00		
Shaft Raider	\$19.95	1101 Daisywheel	\$725.00		
Paddles, Apple	\$39.95	SX-64	\$1175.00		
Mac Software	Call	Easyscript	\$85.00		
		Superbase 64	\$139.00		

Printers

Star Gemini 10X	\$399
Uchida Daisywheel (scr)	\$550
Logitec 5002 LQM	\$439
NEC Spinwriter 2000	\$1100

Peripherals

Kaga 1201 Green Monitor	\$179
Kaga 1203 Amber Monitor	\$199
Sinclair Spectrum	\$289
Microdrive	\$129
ZX-1 Interface	\$129

SINCLAIR QL: Call

NEW FOR C-64
CX-500 DISK DRIVE
Totally compatible,
Japanese
\$379

MEMOTECH MTX-500

UK Computer of the Year, 1984
Includes 5 FREE games,
includes Numeric Keypad,
Parallel port; colour; uses any cassette
\$499

LOGITEC
Compatible Computer
256k, Twin Drives, Colour
Serial — 1 Parallel port,
Japanese
\$2995

ORDER ON (02) 467-1933

1/303 Pacific Highway, Lindfield, N.S.W. 2070

BANKCARD MASTERCARD
VISA

WE'LL BEAT ANYBODY'S PRICES — CALL US!
WE SUPPORT EVERYTHING WE SELL!

SEND TRIANGLE WITH YOUR
ORDER FOR FREE FREIGHT
ON ALL ORDERS OVER \$100

Showdown in the Education Market

ALL THE PREDICTIONS that 30 per cent growth per year in the computer market would continue forever have been turfed out the window in America. As is starting to happen here in Australia, the boom for many aspects of the micro-computer market – machines, software, peripherals, books – seems to be well and truly over. But a market spawned in an atmosphere of heady cash flows, and ever-upward growth predictions, finds it hard to settle down to the real world of business, where simple company survival becomes the dominant goal.

Education is one of the as-yet-untapped areas. The first programmers to work out how to write software which has wide, and genuine, educational applications will make a mint. The use of computers in education is inevitable, but a way of bridging the gap between the observed need and its solution is far from clear.

Force-feeding the market

The thinking in the US seems to be along these lines: If we can't bring education to the computer, we'll force kids to take their computers to education. And if their parents have been so short-sighted, and selfish as to deny their kids the 'intellectual tools of the future', we'll bludgeon and coerce them into it. "Buy little Jane a computer, or she'll be left behind in the glorious race for the future" is the slogan, and hard-sell and discounting are the weapons to slam the message home.

The *New York Times* bristles with advertisements singing this song. "Go back to school with the portable Apple IIc advantage", says Computer Era of Park Avenue South. "Discounts to students and universities", trumpets Wolff Computer on Broadway. "Back to school, back to business" is the slogan of Computerland, of White Plains Road, Scarsdale, while the Dataplace Computer Store on Sunrise Highway, Lynbrook, is offering "Back to school outfits your kids won't outgrow".

You can send your children "back to school with the ATC advantage" claims All Things Computer, just down the road from Computerland in crowded White Plains Road, Scarsdale. ATC describes the Apple IIc as "the ultimate student aid!" and offers the IIc, a 30 cm green-screen monitor, Epson RX-80F/T printer and Appleworks software for \$1888 (or as low as \$71 per month!).

Activity on the Software Front

Of greater interest, perhaps, is that while the dealers are pushing the hardware, some real developments are being made in the software field.

IBM, for example, is putting its weight behind a program called 'Writing to Read', written by a Long Island school superintendent. IBM is pushing the package, which it appears to see as a way of bolstering sales of the moribund PCjr, as a "revolutionary tool for teaching five-year-olds to read and write". The programmer, Dr John Martin, points out (with remarkable perceptiveness) that: "You can't read unless someone has first written. We teach children that great intellectual feat in the history of the world, the invention of the alphabet." The program goes on from that starting point to show how words are built up from the individual letters.

In an effort to shore up a crumbling personal computer market in the US, manufacturers and distributors are putting their big guns behind those old marketing ploys – parental guilt, heavy discounting, and hard, hard sell. Apple has weighed into the battle with a most unusual competition. Tim Hartnell, who has just returned to Melbourne from the States, reports on these developments.

Will this package do for the Junior what all of IBM's hype and weight failed to do? IBM seems enthusiastic, but Dr Martin is more realistic. He thinks it improbable that 'Writing to Read' will become as popular as blackboards in schools. "That's what IBM would like," he says, "but nothing ever ended up in every kindergarten in the country except teachers and children."

While IBM is chasing after the kiddy market, members of staff at Stanford University are supplementing their income by moonlighting as lecturers on videotape and interactive computer programs. A private company, Computer Curriculum Corporation (which is owned by Stanford's Professor Patrick Suppes), has supplied more than 500,000 students over the past decade with computers and programs written by some of the university's staff. Testing, grading, even complaints are handled by the system. Students watch videotapes of lectures, stopping and starting them as they please. Studies have shown a student typically takes 75 minutes to watch a 50-minute lecture. Then the computer takes over, with the testing, grading and the rest.

Thumping the Sales Drum

But these kinds of development are still few and far between. It's just too difficult to put in the work to write software. How much easier it is to thump the big sales drum.

And Apple itself is doing a lot of thumping at the moment: "We're willing to pay up to \$50,000 for your kid" screams the two-inch-high headline in a full-page ad, which is illustrated with a picture of an Apple IIc with the word Bingo! on its screen. Wonderful, I thought, and settled down to read the ad to find out why Apple was being so beneficent. It was pretty hard to work out what was going on, but in the interests of journalistic enquiry I forged on through a sea of Americanisms and exclamation marks, looking for The Truth.

"Absolutely free. No grade points asked. Good at any institution that'll take it." I can't imagine any Australian manufacturer just throwing away money, with apparently no strings attached. "There are hundreds of other prizes, too. Including five \$5,000 cash prizes." Just what is Apple up to? "You can spread that over four years at a beauty college or a couple of months at Oxford." This is getting con-

fusing. Come on, Apple, what's the catch? How do I get the \$50,000.

Apple is not saying, at least not at this point in the advertisement. "Or you could win the Apple IIc Personal Computer - an educational opportunity in itself ... If you're the grand prize winner, you could even take home an additional \$10,000."

"Winner of what?", I yell at the newspaper. "Tell me how to get the money!"

Finally, Apple spills the beans, or doesn't as the case may be, but at least the ad tells you where the beans will be spilt. "There's no purchase necessary. And there's no reason to walk away empty-handed, because your participating Apple dealer is giving away free back-to-school bookcovers while the supply lasts ... Just pay them a visit ... for laboriously complete details on how to get fifty grand for your kid."

After all that they still haven't told me how to get my hands on all that money. I'm not going to struggle back to New York State to find out the "laboriously complete details". But wait, what's this in teensy, weensy print at the bottom of the advertisement? "If your kid's (sic) not interested in college, you can use the money any way you choose. Enrol yourself in a Club Med vacation. Buy yourself a mink raincoat. Or spend it on something frivolous."

Tim Hartnell is the Australian founder of Interface Publications, a London-based specialist computer publishing company.

Super sales weapon

AED Computers want intelligent, future oriented computer dealers and consultants to sell the Universe range of Supermicros.

As an AED dealer, you offer:

The most powerful micro in the industry

Running the widest range of processors. Including the incredible 80286/Z80H combination.

An obsolescence proof investment

Modular construction allows progressive changes at low cost.

The biggest software base

Compatible with CP/M, CP/M-86, MP/M II & MP/M-86 software. Run 8 and 16 bit software at the same time via Concurrent MP/M 8-16.

An assured growth path

Multuser operation makes Universe 5 times faster than networked systems from Televideo, Discovery, Micromation etc. Our advanced architecture yields speeds not possible with alternatives like Labtam, Cromence etc.

Lower cost

Universe with 10 Megabyte hard disk costs less than hard disk IBM, NEC, Sirius or Apple yet offers far more.

On-site service and local engineering support

No third parties. We currently receive on-going government grants for engineering design work.

UNIVERSE SUPERCOMPUTER



What are you waiting for? Call Wayne Wilson or Roger Jones on (02) 636 7677 to get in on the action. **AED Computers** Unit 3, Prospect Industrial Estate, 2 Stoddart Road, Prospect 2149. Telex AA 70664

Wrong Distributor


In the VIC-20/C64 column of our January issue, we mentioned Turbo-DOS, which allows you to convert disks to a new format that enables programs to load around five times as fast. We associated Turbo-DOS with Cockroach Software,

but in fact it is a registered trademark of US company Software 2000, and is distributed in Australia by IMS International Computers Australia Pty Ltd, 5th Floor, 23 Berry St, North Sydney 2060.

Apple Education Grants

APPLICATIONS ARE now being accepted for the 1985 Apple Education Foundation Grants. In 1984, as part of the Foundation's activities in Australian education, 23 grants worth over \$80,000 were awarded to researchers and developers in the field of computer-based teaching and learning systems.

In 1985 the Foundation will provide similar grants with special emphasis on projects applicable below Year 8 levels. Programs which are easily transportable across all areas of teaching and learning are also more likely to be successful.



The closing date for applications is March 30, 1985 and the successful applicants will be announced at the Australian Computers in Education Conference in Brisbane on the 3rd July. If you're interested, guidelines and application forms can be obtained by writing to the Apple Foundation, P.O. Box 371, North Ryde, 2113.

Education Contract Goes to Burroughs

BURROUGHS HAS been awarded a \$1.5 million contract with the Northern Territory Department of Education to supply microcomputer-based administration systems to schools and colleges throughout the territory.

The contract is for the supply of Burroughs B25 microcomputers, AP 1351 multifunction printers, Burrough's Budgetary Accounting System (BAS) and locally-developed Computer-Based Administration System for Schools (CBASS).

After a trial at two Darwin high schools, Casuarina and Dripstone, the system will be installed in 50 schools and colleges in the Darwin, Alice Springs, Katherine, Tennant Creek and Nhulunbuy areas over the next three years. It will provide schools with the facili-

ties to perform a wide range of functions including student administration, financial administration, timetabling and word processing.

The Burroughs systems will communicate with the Northern Territory Government's IBM 3081 host computer and provide source data for the Department's management information systems servicing its head and regional offices.

Burroughs' Graham Brookfield believes the contract represents a first for Australia. According to Brookfield, "No other education authority has undertaken such an extensive and co-ordinated project for utilising advanced technology in its schools. This development complements the significant advances made in computer education. Not only will students learn about and how to use computers, but the school environment itself will become a constant reminder of modern technology in action."

PostScript for Laser Printer

APPLE EXPECTS to release its high-resolution LaserWriter System here in July. The new printer is claimed to produce near typeset-quality text and 'art department quality' graphics. AppleTalk networking capability is built in, so one printer may be shared by up to 31 workstations, or the printer can emulate a Diablo 630 and be connected via an RS232 port.

The LaserWriter is suitable for printing documents such as newsletters, overhead transparencies, business forms, memos, brochures and reports. Apple claims the printer can integrate unlimited combinations of text and graphics on a single page.


The printer is built around a Canon LBP-CX10 engine and a Motorola 68000 microprocessor

operating at 12 megahertz. It has half a megabyte of ROM and one-and-a-half megabytes of RAM. Printing control is managed by the language PostScript, which was created specifically for high-resolution printers and typesetting machines.

A powerful feature of the PostScript language is the ability to store fonts as mathematical formulae, or 'outlines', rather than as a bit map for every size, style and orientation of a typeface. Using these outlines, PostScript can direct the printer to generate characters in a wide range of point sizes, from three points to more than 720 points, limited at the high end only by the size of the paper (72 points measures 2.54 cm).

The Postscript software is device-independent, so any workstation - including the IBM PC - can take advantage of the LaserWriter.

The LaserWriter System is the first personal computer



printer to be awarded a licence to use the original Helvetica and Times typefaces. Also built into the printer are Courier and a mathematical symbol font, with support for all the current Macintosh typefaces. Apple will be releasing additional fonts,

selected from the typeface libraries of the International Typeface Corporation and Mergenthaler.

Apple expects the printers to sell for about \$10,000 in Australia.

IT IS NO LONGER DIFFICULT TO LEARN TO TOUCH TYPE BECAUSE OF THE INSTANT FEEDBACK AND INTELLIGENT ANALYSIS OF A MICROCOMPUTER — IT LEARNS YOUR NEEDS AND YOU LEARN IN LESS THAN 15 HOURS BUT CHOOSE THE PROGRAM CAREFULLY AS YOU WANT TO SUCCEED

TYPEQUICK™

ON
MS DOS
PC DOS
APPLE DOS
CP/M

**IS THE ONLY PROFESSIONAL COURSE WORTHY OF YOUR TIME & EFFORT
LOOK AT THIS LIST OF MULTI USERS WHO HAVE CHOSEN CAREFULLY**

BARCLAYS AUST
GREATER UNION THEATRES
FACOM
ICL
JOHNSON & JOHNSON

MIM HOLDINGS
SHELL
BRISBANE CAE
BRUCE TAFE
HOBART TAFE

METRO BUS COLLEGE
SYDNEY TAFE
WODEN TAFE
CSIRO
GOVERNMENT PRINTER

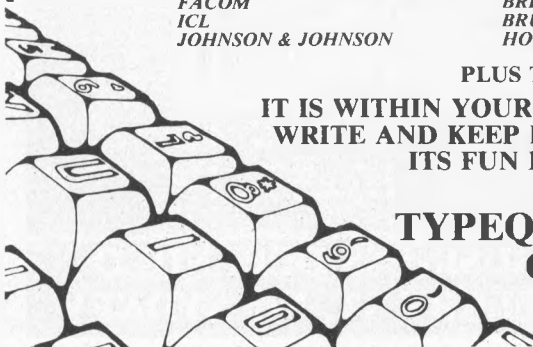
DEPT OF AGRICULTURE
LANDS DEPARTMENT
RPA HOSPITAL
SYDNEY CC

PLUS THOUSANDS OF INDIVIDUALS

**IT IS WITHIN YOUR GRASP TO TOUCH TYPE FASTER THAN
WRITE AND KEEP BOTH EYES ON THE SCREEN OR COPY!
ITS FUN BECAUSE YOU TYPE MOSTLY
ENGLISH TEXT**

**TYPEQUICK IS FAR BETTER
ORDER TODAY**

**OR
SEND FOR A BROCHURE**



MS DOS Microsoft Trademark. CP/M Digital Research Trademark

VC-3

YOUR NAME _____
ADDRESS _____
COMPUTER TYPE _____
OPERATING SYSTEM _____
DISK FORMAT _____
INCLUDE \$77 WITH ORDER _____
Post to AID SYSTEMS
14 CECIL ST.
GORDON 2072

NOW



SPOC Comes Down to Earth

DESPITE ITS plethora of advanced technological systems, the US Space Shuttle program has had one fundamental drawback – until recently, astronauts had to resort to looking out of a window to determine where they were over the earth. NASA uses a satellite and numerous ground receiving stations to communicate with the astronauts by radio, but for 30 to 50 per cent of the time they are out of direct contact with Mission Control.

However, since the end of 1983, NASA has used Grid Systems' Compass portable computer to let the astronauts know where they are. The computer, codenamed SPOC (for Shuttle Portable On-board Computer) has been used to provide a graphic display of the Shuttle's orbit and current position and to provide operational planning information.

The initial success of the computer has led to its uses being extended to include fuel transfer analysis, payload controller monitoring and flight de-orbit (could they mean landing?) calculations.

The Grid Compass is now being released in Australia by the communications engineering firm, Vicom. Reading its specifications, it's easy to forget that this is a portable computer. The Compass comes with 256K RAM (expandable to 512K), 384K bubble memory, 80-character by 25-line electroluminescent display screen, an 8086 main processor with an 8087 maths co-processor, ten-year lithium battery and a variety of interfaces including RS232 and RS422 serial ports and a parallel IEEE-488 General Purpose Interface Bus, capable of supporting 15 peripherals. All this and it weighs a mere 4.5 kilograms and measures 38 by 29 by 5 cms. The Compass model II adds a further 512 kilobytes of plug-in ROM.

Operating systems available are MS-DOS and Grid-OS, so users can choose between the large library of MS-DOS software or Grid's own integrated software tools. Prices start at \$5,313. For more information contact: Vicom, 57 City Road, South Melbourne, 3205; (03) 62 6931. □

Compact and powerful – the Grid Compass computer

IMS

INTERNATIONAL

Computer Systems That Grow!



TRUE MULTI-USER ENVIRONMENT

The unique architecture of the IMS MULTI-PROCESSOR SYSTEM (the S100+BUS), allows all functions to be performed simultaneously, operating under TurboDOS. Your 8 and/or 16 bit PC software will run in the TRUE MULTI-USER environment. With the brand new IMS MULTI-USER/MULTI-PROCESSOR operating system each user has a dedicated microcomputer and 64K up to 256K RAM memory.

WHO HAS CONFIDENCE IN THE IMS PRODUCT

- NASA
- Digital Research
- 3M Corporation
- Honeywell Inc.
- Campbell Soup
- Whirlpool Corporation
- Northrup
- U.S. Department of Energy
- U.S. House of Representatives
- Foster Farms
- National Can Corporation
- Montgomery Ward
- American Express

- Aust Film & TV School
- Australian Protection Ind
- Belaroma Trading Company
- BIS Shirapne
- Budget Vouchere International
- Carlson Marketing
- Camp Scott Furphy Engineers
- Caringbah Steel Metal
- Central Bearing Distributors
- Control Data Australia
- CIMS Solutions
- AT Gray Hill
- Creative Tours


- C S I R O
- CustomSoft Developments
- Department of Defence (Aust)
- Dept of National Development and Energy
- Department of Science and Environment
- Department of TAFE
- Dewhurst Corporation
- Dravo
- Executive Insurances
- Forsyth Computer Services
- Hills Textiles

- Interactive Engineering
- Jameson Real Estate Management
- Lockheed Cape Canaveral
- Control Data Corporation
- RCA
- Calypso/Jacques Cousteau
- Fisher Price Toys
- AT&T Technology Bell Laboratories
- U.S. Department of Navy
- Nuclear Regulatory Agency
- TORO
- Delmonte Foods
- UpJohn Corporation
- Megaprint
- Morgan Grenfell
- Newbit Printery
- NCT Incentive Marketing
- NSW Institute of Technology
- Pili Research
- Poulos Real Estate
- Prince of Wales Hospital
- Printronics
- Production Engineering
- Robens Constructions
- Royal Melbourne Institute of Technology
- Ryder & Associates
- See View Aluminium
- Snowy Mountains Engineering
- Sugar Research Institute
- Sydney Hospital
- Sydney University Department of Surgery
- Sydney University Sample Survey Centre
- Shepherd Pathology
- Siamford Industries
- Triton Paints
- University of Western Australia
- Vernon Rivers & Associates
- Video Brokers
- Vision Video
- Kimberley Clarke Australia
- Legal & General
- Leisure and Allied Industries
- Local Government Assoc of NSW
- Macquarie University
- McCabe Enterprises
- Marlins Sell Drive Holidays
- Meehan Burgess and Yates
- Western Australian Institute of Technology
- Western Australia Fire Brigade Board
- Williamine
- WT Partnership
- GS Systems

"WE BUILD COMPUTERS AS IF YOUR BUSINESS DEPENDED ON THEM." CALL NOW: (02) 922 3977, 23 BERRY ST, Nth SYDNEY

HERE TODAY HERE TOMORROW

**CompuPro's System 816™ . . .
the computer that increases
your productivity today . . .
and tomorrow.**



System 816 features incredible storage capacity, the flexibility to handle a large variety of applications, and the speed to get the job done fast. And you can choose from more than 3,000 CP/M® 8- or 16-bit programs as your needs grow. With the ability to expand from single- to multi-user, network up to 255 systems, and upgrade as technology advances, this computer stands the test of time.

As your local Full Service CompuPro System Center, we'll tailor a computer system to fit *your* needs. And the service continues into tomorrow with CompuPro's full year warranty and on-site service nationwide with designated systems.

The CompuPro System 816 . . . just as essential tomorrow as it is today.

The Essential Computer™

CompuPro®

©1984 CompuPro
System 816 and The Essential Computer are trademarks
of CompuPro. CP/M is a registered trademark of Digital
Research, Inc. Amicare is a trademark of Xerox Corp.

AUTOMATION STATHAM Pty Ltd
47 BIRCH STREET, BANKSTOWN,
NSW, 2200. (02)709-4144
TLXAA 73316



Graf-X D.A.G. L1973.

**Which computer:
supports 5 users
incorporates 8 & 16 bit processors
800K floppy disk drive
10 meg Winchester
Concurrent CPM
640K RAM
has dual printer capabilities
is delivered within 30 days from order
and only costs \$8600*?**

And it's about time!

It's no secret that improved technology is becoming less expensive every day. Labtam has been designing and manufacturing Information Handling Systems for the past thirteen years. Our products have always been on the leading edge of technology.

The 3003 Desktop Computer combines all Labtam's popular technology such as simultaneous operation 8 & 16 bit computers as standard. Loads of memory, high resolution graphics and more interface ports on the back panel than you could probably ever use.

More importantly, for the user, this means that the Labtam computer supplied

is a state of the art computer, ready to take one to five users as required. Another feature is that two key strokes is all that's needed to change from one terminal to a more than one terminal system. For the technically minded who also appreciate the value of the Labtam 3003, we offer a range of interesting options ie: Communications Networking, L.A.N., I.E.E.E. Interfaces, F.F.T.'s, Real Time A/D's.

Just think, for probably no more than what your current single terminal computer cost you, you can now have multiple terminals with the Labtam 3003 and more than likely be able to transfer your existing software.

Imagine word processing, commercial processing and spread sheet at the same time for a price that won't break your budget!




**The Labtam 3003
desktop computer**

For further information contact:
Melbourne: 587 1444, Sydney: 411 2588,
Queensland: 378 9877, Adelaide: 260 0133, Perth: 342 9721.

*One monochromatic terminal provided only.

PROCRASTINATORS

TO HELP YOU MAKE
YOUR MOST IMPORTANT BUSINESS
DECISION THIS YEAR, WE OFFER TWO
COMPLETE BUSINESS SYSTEMS, WITH READY
TO RUN SOFTWARE, AT GREATLY
REDUCED PRICES,
LEASING FACILITIES, EXPERT ADVICE
AND HELP.



**commodore
SX 64**

Complete Business
Systems Computer.
Portable,
Space-saver.
With BUILT-IN
Colour Monitor and Disk Drive.

LEASE FROM
\$37 MONTHLY
(48 PAYMENTS)

NOW ONLY **\$1299**

SANYO SURPRISE!

*Whilst stocks last

Complete word processing
hardware and software 'to go'.
Complete with Hi-Res
Monitor, 16 Bit Computer,
360KD drive. Sanyo
ergonomic keyboard,
PLUS 15 typewriter/
printer. Also Included: MS/DOS,
Basic, Wordstar, Calcstar software.

LESS THAN
\$2995*



LEASE FROM **\$81.75 MONTHLY** (48 PAYMENTS)

the Computer Spot

SYDNEY

M.L.C. CENTRE,
TEL: 235-2971

PARRAMATTA

GREENWAY ARCADE,
222 CHURCH STREET,
TEL: 635-6020

Better MacBASIC

A NEW version of Microsoft's BASIC for the Apple Macintosh hit the streets earlier this year. BASIC 2.0 offers an improved applications development environment and interface capabilities, and support for Macintosh-style applications.

Improvements in the development environment include additional entries in the menu bar and optional line numbers. Among other features, the menu bar now displays all file-oriented and editing commands, all commands for searching a program listing (find, find next, find selected text, find label, find the cursor, replace) and all execution and window commands. Line numbers are now optional and need not be in sequential order. In addition, alphanumeric labels are supported, which makes possible a more structured and readable approach to programming.

The program entry process has been changed so that all entry and editing of program text now takes place in the List window, using MacWrite style conventions. When the Trace facility is activated, the currently executing statement is boxed in the List window. Since multiple Output and List windows can be displayed on the screen, it is possible to watch two sections of the code, in addition to the output, as the program is executing.

BASIC 2.0 also allows customisation of pull-down menus. Programmers may create ten different menus, each of which supports up to 20 choices. Menus and menu choices may be 'shadowed', preventing users accessing items out of turn. Another interface capability is the PICTURE statement, which transfers graphic images from other programs, such as MacPaint, to BASIC.

Subprograms are supported and two interpreters are provided (one BCD format with 14 digits of precision and the other Binary IEEE format with seven digits of precision). Microsoft BASIC 2.0 costs \$225. Users who purchased BASIC 1.0 before November 1st, 1984 can

upgrade to Version 2.0 for a cost of \$75. Purchases made after November 1st will receive a free upgrade. Upgrade details can be obtained from Microsoft on (02) 452 5088. □

Conference Confronts Controversial Issues

REPETITIVE STRAIN injury, unemployment, invasion of privacy and productivity benefits will be among the issues discussed at Australia's largest ever symposium on office automation, to be held at the World Trade Centre, Melbourne, from 6-9th March.

Office Automation 85 will feature a large-scale exhibition of the latest equipment from more than 40 major office technology suppliers, and a series of Personal Computer Seminars for business people. Equipment on display will range from personal computers, word processors, minicomputers, business software and printers to telecommunications, facsimile, videotex, PABX and 'intelligent' photocopiers.

The aim of the conference is to identify and provide answers to the controversial OA issues emerging in Australia and already highlighted in overseas studies. The attitudes of governments, unions, management and equipment suppliers to the mass implementation of OA systems will be debated.

"Office automation will make redundant many of the tasks carried out in offices today," says Kevin Rebbechi, Managing Director of Graphic Directions, the company organising OA 85. "That doesn't necessarily mean large-scale loss of jobs, although there will be structural change, but more the elimination of repetitive and menial tasks, leading to more interesting jobs and greater productivity. Increased productivity must be the end result of office automation ... if it isn't, then the exercise has failed."

For further information contact: Kevin Rebbechi, Graphic Directions, 28 Foveaux Street, Surry Hills 2010; (02) 212 4199 □

Radio Pascal

A TWO-PART course, covering all the elements of the Pascal programming language, will be broadcast over the University of New South Wales radio station from 5 March.

Part One will concentrate on fundamental programming techniques, using illustrations to show Pascal's ability to produce simple, correct and understandable programs. Part Two describes data structures, such as arrays, lists and trees, and recursive programming techniques to show Pascal's power in handling data storage and retrieval.

The six core lectures in each part will be broadcast at 7 pm on Tuesdays and repeated at 8 pm on Thursdays. Each part also includes two video presentations/tutorials held at the university. The fee of \$32.50 per part covers the lectures, comprehensive study notes, video screenings and tutorials. For an extra \$10 participants may use the university's computing facilities.

The series is also available on cassette at \$48 for each set of six lectures. Transistor radios modified to pick up Radio University's special frequency in the Sydney area are available for \$10 plus \$2 postage.

More details can be obtained from: Radio University, P.O. Box 1, Kensington 2033; (02) 697 3175.

Disk Transfers Made Easy

THREE COMPANIES are offering new products or services for transferring information between different disk formats. The companies involved are Logo Computer Centre with Media Master, FBN Software with PC-Alien and Independent Software Duplication.

Media Master from Logo Computer Centre is available for the IBM-PC and DEC Rainbow, enabling files to be transferred between a large number of computers without any special hardware requirements.

The IBM-PC version of Media

Master provides compatibility with about 80 foreign disk formats, and the Rainbow version with 25 formats. Versions for the Osborne and Kaypro have been released overseas and Logo will import these if there is enough demand.

In addition to reading foreign disks, Media Master lets the host computer write and format foreign disks. For example, running on the IBM-PC, Media Master lets you format a disk for the Osborne and then write the specified files to it; or you can designate each floppy disk drive as a different format, so it is possible to do tasks such as transferring files directly from Osborne to Morrow disks.

Logo will be supplying a copy of Media Master with every DEC Rainbow and NCR PC4i (IBM-PC compatible) it sells. It is also available separately for \$195. For more information contact Logo: PO Box 389, Drummoynne 2047; (02) 8197307.

FBN Software's PC-Alien also reads, writes and formats disks for IBM-PCs and compatibles. Over 60 disk formats are available, including a number of Australian machine formats, and with the addition of appropriate hardware, the program supports both 20 cm and 96 TPI 13 cm formats.

The company will add new disk formats on request. Purchasers who provide a sample disk in an unsupported format will receive a free update. PC-Alien costs \$95 and is available from FBN at 16 Coles Place, Torrens, ACT, 2607; (062) 86 1102.

If you'd rather let someone else do the work for you, or you only need to transfer files between formats occasionally, Independent Software Duplication provides a data transfer service catering for IBM 20 cm 3740, Apricot 9 cm, IBM PC/XT and compatibles, Apple CP/M and DOS 3.3, DEC, NEC, Osborne, Kaypro, TRS-80, CP/M to MS-DOS and over 100 other 13 cm CP/M and MS-DOS systems.

For detailed information on the services provided contact: Independent Software Duplication, 3 Park Avenue, Westmead 2145; (02) 635 0704.

BRIEFLY

■ *Rumour has it IBM is about to announce a new version of its PC in the US, using 256K semiconductor chips. The PC/AT has yet to make an appearance in Australia, so who knows when we'll see the new machine.*

■ *A new release of dBase - version 2.43 - is now available, providing improved indexing. Multi-user TurboDOS dBase has also been released. More info from Arcom Pacific (07) 52 9522.*

■ *British Telecom has ordered \$6.3 million worth of ICL Computerphones, the same product being marketed here by Telecom Australia. In Britain the Computerphone will be known as the One Per Desk.*

■ *NEC Australia is to increase staff numbers at its Mulgrave (Vic) plant by about 150 in the next two years, despite extensive automation planned for the same period, reflecting the company's confidence in prospects for local growth.*

■ *Apple has renamed the Lisa 2/10 computer the Macintosh XL, as part of its push to enhance the company's business image. The Macintosh XL will be marketed as the hard-disk version of the Macintosh.*

■ *Brother Vin Hawley, from St. Edmund's School for the Blind and Visually Handicapped, has*

been awarded the first Dick Smith Electronics 'Computer Educator of the Year' award. The award, presented by NSW Premier Neville Wran, recognised Brother Hawley's contribution in supporting and developing systems to help integrate blind children into regular schools.

■ *The Sperry PC has been chosen as the preferred computer for the Queensland Department of Education. IBM, Apple and NEC were among the losers in the hotly-contested battle for the contract. Epson gained the contract for printers in Queensland schools.*

■ *A report produced for the NSW Department of Technology has forecast a potential doubling of employment opportunities in the computer software field over the next five years. The report indicated a number of areas with major growth potential, including business vertical markets, expert systems, educational software and software designed to service new technology.*

■ *A report on the state of computer consulting in Britain has found only five per cent of consultants were free from financial ties with companies they recommended. The report, by UK magazine 'Which Computer', also described many dealers as "unscrupulous, dishonest, technically ignorant or unstable."*

MicroBee Games

BUNYIP ADVENTURE

Escape the city life in this absorbing Australian adventure in which you must face the challenge of the outback in search of the bunyip.

\$20.00 Requires 32K

GROTNIK WARS

Grotnik Wars is a high-speed three-dimensional video-game set in the surreal wastes of deep space. What you see on the screen is the view from your spaceship.

\$20.00 Requires 16K

Post Free. No credit cards.

Send a cheque or money order to: Grotnik™ Software, P.O. Box 372, Glenside 5065, South Australia.



Twelve awkward questions that will tell you if a PC is productive.

1. Is it a 16-bit model like the AWA Corona - powerful enough to cope with all your business requirements?

2. Is it fully compatible with readily available IBM PC software, like the AWA Corona?

3. Has it got at least 256 K bytes of memory like the AWA Corona?

4. Is the memory expandable beyond 512 K-bytes like the AWA Corona's?

5. Has it got a much sharper screen definition than the IBM PC? The AWA Corona has.

6. Can it take hard and floppy disks, as with the AWA Corona?

7. Is there a choice of desktop or portable model like the AWA Corona?


8. Can you buy the complete system for around \$5000? (The AWA Corona starts from around \$4500).

9. Does 'complete' mean the screen is included in the price, as with the AWA Corona?

10. Does it include the MS-DOS, GW BASIC, PC Tutor and MultiMate professional word processing system like the AWA Corona?

11. Is it fully backed and serviced by the company that supplies it to you, like the AWA Corona?

12. How quickly could you have one? Call AWA now.



Saatchi AW66

For more information write to: Corona PC Co-ordinator, (YC), AWA Computers, 132 Arthur Street, North Sydney, NSW 2060.

Name _____ Position _____

Company _____

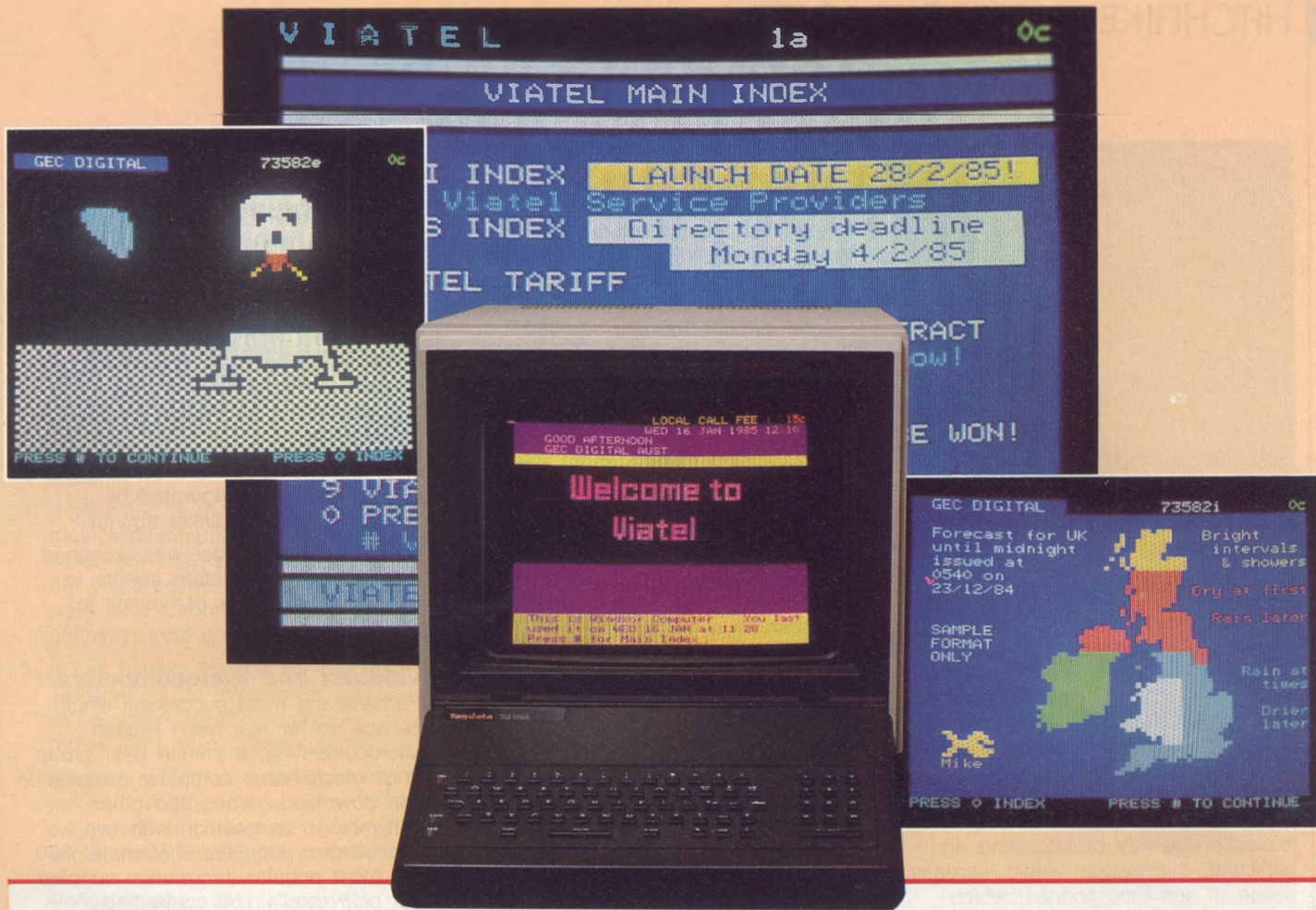
Address _____

Postcode _____ Telephone _____



AWA COMPUTERS

Phone: NSW: (02) 922 3300. VIC: (03) 529 4133. ACT: (062) 47 7522. QLD: (07) 369 3577. SA: (08) 333 2044. WA: (09) 321 9334. TAS: (002) 34 4532. AUCKLAND: 76 0129.



HITCHHIKER'S GUIDE TO VIATEL

Late in February, electronic communications in Australia will take a leap forward with the introduction of Viatel, Telecom Australia's new videotex service. Les Bell and Norman Kemp report ...

DURING the mid-Seventies, the domestic TV set in the UK took on a very different role from supplying daily doses of Coronation Street and Crossroads. Engineers at the BBC and the IBA (Independent Broadcasting Authority) developed a way of transmitting digital information on the

unused parts of a TV picture signal, and displaying this information as a 40-character by 25-line display. Enhancements over the plain text screen include colour control and crude graphics.

The system, known as teletext, has taken off in the UK, where the BBC's

service is known as Ceefax and the IBA's as Oracle. Over here, the service is run by a number of TV stations, with Sydney's Channel 7 perhaps the biggest promoter of the service.

Teletext services usually broadcast a magazine of two hundred pages,

HITCHHIKER'S GUIDE TO VIATEL



which takes about a minute or so to transmit. Thus, requesting a particular page may involve a delay, and with only 200 pages available there's only so much information that can be placed on the system – typically news reports, sports results and the like.

At the UK Post Office Research Establishment in Martlesham, engineers were looking at a way to extend this system using two-way communication via the phone lines, rather than teletext's one-way broadcasting. In particular, this system would increase usage of domestic phones, which were only making a couple of calls per day on average – a miserable return on the capital cost of installing them.

The new service, known as videotex, uses the same display technology as teletext, but does not rely on TV signals for its information. Instead, the data is received from the central computer via a modem built into the adapter or the set itself. Because the system does not have to continually retransmit the entire contents of the database, a much bigger database is possible – in the case of Prestel, British Telecom's service, over 300,000 pages!

In 1977 the first experimental system was up and running, and in 1979 the system went public, serving the London area initially. This first videotex service, known as Prestel, took some time to build up, and in fact took quite a different direction from that anticipated.

Domestic users were slow to adopt the system, and it was the business market which provided the major impetus for growth. The dominant user category was the travel industry, which made extensive use of the service for airline timetable and fare

details, resort listings and the like.

Using Prestel, and the new Telecom Australia Viatel service, is very simple. The equipment required is either an adapter for an existing TV set, which plugs into the TV and the phone (around \$400 – \$500), or a special videotex terminal (\$1500 approx). At the press of a button the terminal dials the videotex computer's telephone number and starts the log-in procedure, which you complete by supplying your password.

You are then presented with the main menu of the system, which contains major choices like news, sport information, business information and the like. By selecting one of these choices you move to a sub-menu, and then to a further sub-menu, and so on until you arrive at the page of information you want.

Of course, if you know the page number, you can go straight to it without wasting time. Early videotex terminals and some domestic videotex adapters had simple numeric pads only, rather like remote control boxes, but later terminals all have full alphanumeric keypads – often based on membrane keypads, but adequate for videotex use. This full keyboard is essential for newer services like electronic mail.

The videotex display consists of 25 lines, each of 40 columns, with the ability to display 'chunky' colour graphics – not as good as most PCs, but adequate for weather maps and simple logos.

UK Experience

Prestel continues to grow. At the last count it had 48,000 terminals attached to its network, and a database of 329,000 frames of information on its computers. Despite the evident tribulations of its early years, it has been adding about 10,000 new subscribers a year, and there are now signs of a demand by the private as well as the business user. Of the total number of terminals, 41 per cent are now in homes, against 14 per cent in 1982. However, it is a fair assumption that the revenues are still far more biased towards the business user. Prestel had some notable innovations in 1984:

1. Its Mailbox electronic mail service went national after a trial period in London. Some 40,000 messages

are now being sent each week, a figure that has been growing by twelve per cent weekly.

2. Prestel Farmlink was launched, giving both local and national information on, for example, crop problems, weather, market prices and pest warnings. Through gateways to other computers, the farmer can perform wages calculations and ration formulation analysis.
3. A nationwide theatre ticket booking service was inaugurated by a leading London ticket agency.
4. Prestel Homefinder was launched specifically for estate agents to exchange details of houses for sale.

Videotex and Microcomputers

Perhaps the most successful single service so far has been Prestel Microcomputing, a private user group from which home computer owners can download games and other software. In association with two telesoftware suppliers – Micronet 800, the most popular information supplier out of Prestel's 160 contracted 'Information Providers', and Viewfax 258 – this service attracted roughly 10,000 subscribers. This figure is still only a small fraction of the UK's three million home computer owners, and it will be a test of a recent \$A30,000 television and press advertising campaign for Prestel telesoftware to see whether this customer base can be substantially enlarged.

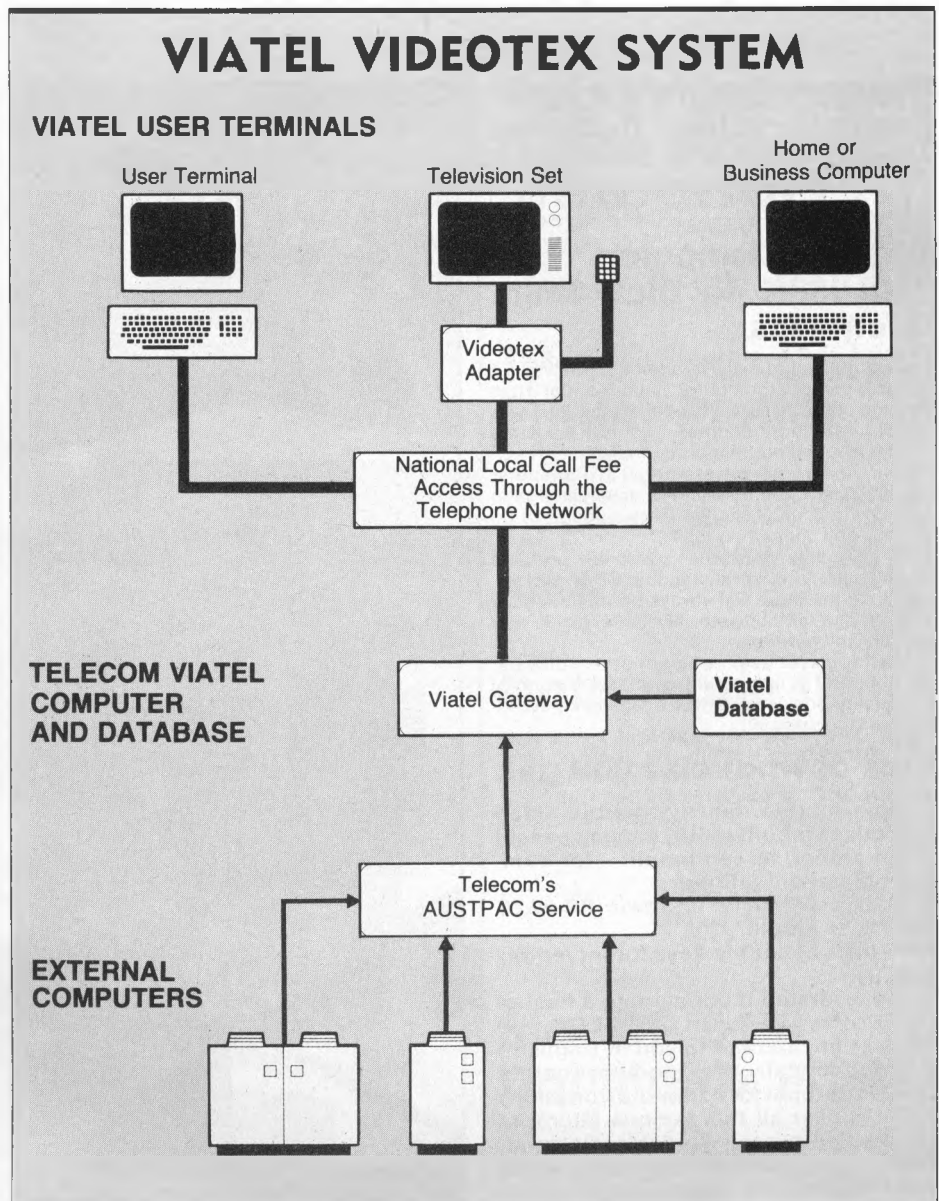
These developments are in addition to the Homelink telebanking service, whose software has been sold to the Commonwealth Bank of Australia, which will provide a similar service on Viatel by the end of this year; the Citiservice (UK) stock exchange commodity market and other real-time price services which have been running for several years; and the extensive travel trade information service which has characterised Prestel since its inception, with 5400 British travel agencies now using the service. Prestel has found a more modest, but commercially more realistic, place than was originally intended in the British market for electronic information systems. But in assessing it, it is necessary to recognise its wide impact:

1. It has created a more variegated UK market for videotex.
2. It has produced technical standards that have made it possible for videotex as a mode of computing to move to many new areas.
3. It has triggered interest in videotex in almost all industrialised countries. Many of them, through their own national telecommunications administrations (PTTs), have adopted it as part of their own system.
4. It was and is a testbed for many new telecommunications services which are now standard parts of the value-added services business, such as electronic mail, teleordering, gateways and downloading.
5. It has blazed the trail for British Telecom as an information and value-added services company rather than as a passive carrier.
6. It has provided an information technology which is British-originated, and which to some extent excludes US competition.

Alongside and intermingled with Prestel are the private systems often operated by major trading companies. Examples are the information networks for dealers operated by two major motor manufacturers, or the stock control system operated by the Debenham department store group. Other systems are run by large computer bureaux, such as Thorn EMI's subsidiary Datasolve (available in Australia), with several teleordering services available through a Prestel gateway. Barclays Bank has its own in-house staff training scheme using videotex screens, and the Bankers' Automated Clearing Service (BACS) is using a private system supplied by Rediffusion to cope with the problem of redirecting back to its client banks queries that arise out of the millions of banking transactions processed electronically.

Other Countries

France has developed its own system for its 'Telematique' programme, which is technically incompatible with Prestel and based on small black-and-white Minitel terminals. The basic videotex network is intended as a nationwide telephone directory, replacing paper directories in homes



and offices. It is heavily subsidised by the PTT. Almost 300,000 Minitels are now in use, and more than one million are on order.

West Germany has commissioned IBM to supply a nationwide videotex service called Bildschirmtext, derived originally from Prestel. Although the West German PTT, the Bundespost, is saying it will have one million customers by the end of 1986, others think it may be one fifth of that figure.

It is fair to observe that in the US, where other styles of computer networking and information dissemination have become established

(for example, Telenet, Tymnet, cable TV), the European idea of videotex has not caught on. Viewtron, a service begun in Florida, had to lay off staff after a poor take-off.

It is also true that Canada has not had much commercial success with its own videotex design, known as Telidon, which is strong on graphics but very expensive (although it has had useful spin-offs such as the NAPLPS graphics scheme).

It would be false therefore to pretend that videotex or any other form of electronic information system will meet all home and business needs. The results of using such a

Top computers -

The new shipment is here!
Fantastic value - that's the

 **Bondwell**

Portable Computer: EXCLUSIVE to Dick Smith Electronics

Simply brilliant! That's the all-new Bondwell 14 portable personal computer. Small wonder it has become one of America's top-selling computers in just a few short months - and now the same thing is happening here in Australia.

It's everything you've ever wanted in a computer and much, much more besides: small enough to go anywhere with you, yet large enough to do virtually any computing job.

This incredibly powerful personal portable operates from the world-standard CP/M system: which means there will always be an incredibly large range of software available for it. For virtually any purpose.

That's if you **ever ever need** any other software: the Bondwell 14 comes with over \$1200 worth of top quality business software (including Wordstar word processing!).

Look at what else you get:


- Twin double density, double sided disk drives inbuilt (360K capacity each)
- 9in amber screen inbuilt - for minimum glare and fatigue
- Standard parallel and twin RS-232C interfaces inbuilt
- 16 user definable keys for incredibly easy use
- CP/M version 3.0 including a host of utility software - even a SPEECH synthesiser (it can read to you in English!)
- Ergonomically designed keyboard & durable cabinet for complete portability
- PLUS over all this famous Micropro bundled software: Wordstar, Calcstar, Mailmerge, Datastar, Reportstar - worth over \$1200.00!

Cat X-9000

**OVER \$1200 WORTH OF
SOFTWARE FREE!**

**ALL THIS \$2295
FOR ONLY**

*Or from \$233 deposit and \$18.23 per week over 48 months to approved applicants.
Commercial Leasing also available!




Dick Smith Electronics Pty Ltd


COMPUTERSTOP 

Your one stop computer shop at your

Computerstop



①



②

Quality Japanese Hi-Res Monitors ①

Easy on the eyes and the pocket!

Green: X-1222

Amber: X-1227

\$249
EACH

TP-40 Four Colour Printer Plotter ②

Incredible performance at a bargain price. Centronics type interface.

Cat X-3245

FREE! 3 ROLLS OF PAPER Cat X-3246

WAS \$169 NOW ONLY **\$99**



③


Dataphone II ③

Australia's first and fastest-selling direct data modem, including a pushbutton type electronic phone!

- Authorised by Telecom
- 300 baud full duplex
- Standard RS-232C interface
- Just plug it in - no fees.

Cat. X-3272

STILL ONLY \$199



④

Star DP 515 Dot Matrix Printer ④

Thank your lucky stars! Look at our low, low price! At 100 characters per second and paper width up to 15 inches, it's the ideal printer for your spreadsheet applications.

- Parallel interface
- 100 characters/second
- Huge 9x9 dot matrix
- Bidirectional
- Standard ASCII character set
- Single sheet or sprocket feed

WAS \$875 NOW ONLY **\$750**


Cat. X-3285

Dick Smith Electronics Pty Ltd

COMPUTERSTOP



nearest Dick Smith Electronics Centre.



DSE's top range of

Challenger Software

Also suits new 1985 model.

Utilities

- X-8749 TURBO PASCAL - Why pay \$400-\$600 for a Pascal Compiler? For a fraction of the cost you could have Turbo Pascal with features that are outstanding! "If you have the slightest interest in Pascal... buy it." Bruce Webster - Softalk IBM, March 1984. **\$95.00**
- X-8750 ELECTRIC PENCIL - An easy to use yet sophisticated word processing program. Function keys definable up to 16 keystrokes of any key combination. Colour available for colour monitor. Underline and bold on screen. Menus give quick and easy reference to all system operations. Manual and Quick Reference Card included. **\$199.00**
- X-8751 SIDEKICK - Ever found yourself searching for a calculator, notepad or appointment book when you've got a computer right in front of you? No matter what software you're running, just hit the button and a Sidekick window opens... a calculator, notepad, appointment calendar, auto dialler or ASCII table! **\$95.00**
- X-8766 PFS FILE - As per CAT software. **\$175.00**

Educational

- X-8650 MICROSOFT FLIGHT SIMULATOR - The best program of its type in the world. A highly accurate simulation of flight in a single-engine aircraft. Adaptable to any interest or ability level! **\$85.00**
- X-8700 ALLIGATOR MIX - Encourages children to practice basic addition and subtraction skills while playing an exciting, fast paced arcade game. Has options for skill level, problem range and run time. For all ages. **\$49.95**
- X-8702 DRAGON MIX - As for Alligator Mix, but this time concentrates on multiplication and division skills. **\$49.95**
- X-8706 TYPEQUICK - It used to be difficult to learn touch typing, but now computers are making it simple and fun. A complete course of 10 lessons. **\$77.00**

Adventure & Arcade Games

- X-8651 STYX - Fantastic Arcade game action! The swirling STYX has laid siege on the vast expanse of your playing field. Stake your claim and force the STYX into a corner! **\$49.95**
- X-8652 DIGGER - Search for buried treasures of shining gold and sparkling emeralds. With chomping jaws, your Digger Mobile must tunnel out mazes and outsmart the Nobbins! **\$49.95**
- X-8653 CONQUEST - Transcend the limits of time into a prehistoric era to assume your place as King of the Falcons. Your conquest begins as you swoop down to destroy the mighty pterodactyls. **\$49.95**
- X-8654 ZORKI - The definitive adventure game with monstrous scope. The game takes you through a cavernous underground complex - treasures, enchantment and more! Split screen all text display. **\$59.95**
- X-8655 DEADLINE - When you take on Deadline, you're pitting yourself against a 12 hour time limit to solve one of the cleverest and most baffling cases in the detective game. **\$75.95**
- X-8660 TEMPLE OF APSHAI - A role-playing game that catapults you into a world of magic and monsters - doomed cities and damsels in distress. More than a game, it's an alter-ego experience. Computer Game of the Year! **\$65.95**
- X-8662 ULYSSES - The King has assigned you the task of retrieving the legendary Golden Fleece. On your voyages you will encounter the wicked "Sirens", Cyclops, Pluto and the magnificent Pegasus! **\$57.95**
- X-8664 APPLE PANIC - (As per CAT software). **\$42.95**
- X-8666 FROGGER - The official arcade game. Get across the highway without getting run over, and across the river avoiding deadly snakes, otters, crocodiles and the treacherous diving turtles. **\$48.95**

Cassette Software

- X-8649 STARSHIP CHALLENGER - **\$19.95**



New 256K expanded CHALLENGER

Yep, our new two-tone (IBM colours) Challenger, fully assembled with 256K installed is here. The IBM PC compatible that competes with the IBM... on price, on performance, on features and on expandability. The Challenger is the computer for the small to medium size business. But it's more than that: because it's compatible with the IBM PC software & hardware, it makes a superb scientific or industrial computer... or even an IBM terminal. Cat X-8605

TOTAL PRICE **\$2990***
INCLUDES SOFTWARE
WORTH OVER \$800.

*Or just \$316 deposit & \$23.54 weekly over 48 months to approved applicants. Monitor shown is an optional extra.

Dick Smith Electronics Pty Ltd

COMPUTERSTOP



hardware & software!



Apple II software compatible CAT!

Australia's best value 64K Computer. That's the CAT. It's the best of both worlds: the very latest and most powerful hardware, plus the ability to run a very broad range of tried-and-proven software. If you want a machine which is software compatible with thousands of popular programs and which is supported by a reputable dealer, our CAT with emulator is good value. Check the CAT out at your nearest Dick Smith Electronics Computerstop. It purrs.

Save \$232 on CAT system!

	Cat. No.	Normally
Basic CAT Computer	X-7500	\$ 699.00
Disk Drive	X-7505/6	\$ 349.00
Disk Controller	X-7510	\$ 149.00
RF Modulator	X-7550	\$ 34.90
		\$1231.90

**SPECIAL OFFER!
VALUE AT ONLY**

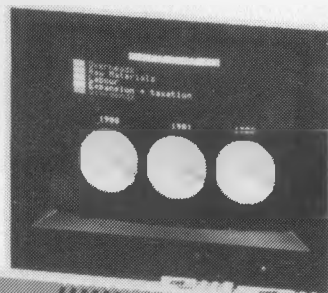
\$999*

*Or \$81 deposit and \$8.31 per week over 48 months to approved applicants.

Basic CAT Computer
Cat. X-7500

\$699

That's near half the price of Apple with similar features!



CAT Software



Utilities

*X-7570 Z80 & CPM DISK & MANUAL - Turns your CAT into a Z80 processor - gives you access to the enormous range of CPM software! **\$395.00**

X-7600 VISICALC - The powerful electronic spreadsheet that can calculate and display the answers to involved problems you could have spent hours doing by hand. Easy to learn, easy to use. **\$428.00**

X-7605 SANDY WORD PROCESSOR - A version specially written for the CAT computer, taking advantage of the function keys and 80 column screen. **\$189.00**

X-7610 PFS FILE - An easy-to-use information management package that allows you to record, retrieve, and review information in a fraction of the time it would take with a conventional filing system. **\$175.00**

X-7658 HOW TO PROGRAM IN APPLESOFT™ BASIC - using these 12 self-paced lessons you will learn to program in the popular BASIC computer language. Learn BASIC in two nights or two months! Unique "Let's Talk" feature allows easy review of prior material or skips to new lessons. **\$69.95**

X-7660 BASIC FOR BEGINNERS - An excellent introduction to BASIC for those with no previous programming experience. **\$24.95**

Educational

X-7652 FLIGHT SIMULATOR - Simulates flight in a single-engine aircraft. Very similar to Challenger Microsoft Flight Simulator. **\$79.95**

X-7661 ALGABRATTACK - Kids learn the fun way by playing this arcade-style game. Makes you wish you were starting again! **\$24.95**

X-7662 ARITHMATTACK - As above but for arithmetic. **\$24.95**

X-7663 FRACTION ACTION - As above but for fractions. **\$24.95**

Adventure & Arcade Games

X-7700 REACH FOR THE STARS - A fast-paced exciting challenge for up to four players. Three levels of play. Expand and develop your empire, but watch for other empires - they may wipe you out! **\$34.95**

X-7702 ZAXXON (Official version) - The arcade game you must see to believe. Pilot your aircraft through a 3-dimension-like battlefield complete with enemy aircraft, fuel tanks, concealed missiles and tanks. **\$59.95**

X-7704 SUSPENDED - In cryogenic suspension for half a millenium, you are woken up to deal with an emergency. Strategically manipulate six robots, each having a distinct perception of the world to solve a myriad of realistic and original problems! **\$74.95**

X-7716 SARGON III - The Computer Chess champion! Sargon III will play at your level from beginner up through Grand Master. Outstanding display of the chess board. **\$44.95**



X-7722 CARRIERS AT WAR - You command the land-based and/or naval components of either nationality in any one of five historical scenarios. Play against the computer or a friend. **\$44.95**

Dick Smith Electronics Pty Ltd

COMPUTERSTOP



nearest Dick Smith Electronics Centre.



Viatel Equipment

WHEN YOU log onto Viatel you will be connecting up with some sophisticated hardware. The combination of microcomputer and mainframe forms a major part of the effectiveness of the system, with much of the work being done by the little box at your fingers and all of the high-speed computation being done by a mainframe.

The software driving the system is a version of the British Prestel software. It will run in Australia on a number of GEC 4190 mainframes based in Melbourne. The basic configuration of these machines is 1 Mbyte of RAM, which will allow up to 750 users to

access the system with a response time of one second.

The on-line storage is on a number of Control Data 80 Mbyte hard disks while the 'front end', the bit that plugs into the humble telephone lines, is a series of Case multiplexers.

At present there are three GEC 4190s involved in the Viatel system. Two are run in parallel, performing all the same commands – if one fails, the other can carry on providing the service without the users being aware of an interruption. The third machine will permit system personnel to carry out testing.

On the other end of the phone is your

terminal equipment. Assuming you use Viatel equipment (a number of home micros will also be able to access Viatel), you will have a keyboard which includes a numeric keypad, and either a connection to your TV or an RGB monitor. Inside the keyboard is a microcomputer based on the 6800 processor. The amount of memory will depend on the model; there are options for up to 13 pages of memory on board. A page of memory is roughly equivalent to the size of the screen display, in this case 40 by 24.


Also in the box you will find a modem, based on the AMD chip. The



modem receives at 1200 baud and sends at 75.

The printer supplied with the Viatel equipment is a Tandata PPX thermal printer. Tandata also supplies the screens. The printer operates through the Centronics interface with a continuous roll of paper giving 40 characters.

To access the system through a standard microcomputer you will require a TM110 or 200 modem and a software micropack. These packs are available for the Apple IIe, IIc and II+, Commodore 64, VIC 20 and PET, BBC Micro and the IBM. Packs for other machines, such as the Macintosh, will be available soon. □




Top: The standard Viatel keyboard, good for short sessions.

Above: Expansion ports permit extraction of data by screen, cassette, or printer.

Left: GEC mainframes are at the heart of Viatel.

Right: Tandata's compact thermal printer.



Top: Typical connection to Viatel will be through the Tandata RGB monitor and the keyboard with on-board processor and modem.

Above: Options for the 6800 based machine include extra pages of memory and an infra-red keyboard for remote, cordless keyboard operation.

HITCHHIKER'S GUIDE TO VIATEL

system will also vary from country to country. But what has been shown by Prestel and videotex generally is that it has a rightful place among the technologies of the electronic information era.

Videotex in Australia

Australian videotex activity is just emerging from the formative stages with the announcement of the first public access system, Telecom's Viatel service. Telecom has been trying to get this going for some years, with its original proposal being rejected by the Fraser government in 1981. However, an amended proposal was accepted in October 1983, and the service is due to be launched in late February.

Of course, the government did not stop the establishment of private videotex services and some of these are now active.

What's on Viatel

At the time of writing, over 25 Information Providers had been signed up by Telecom for the new Viatel service. Unfortunately, these IPs, with one or two exceptions, declined to be named, although if you dial into Viatel you'll soon find out who they are. We can only talk in general terms about the kinds of services you'll find on the system.

Obviously, a major user will be the travel industry, with TIAS (the travel industry airline reservation system) providing an umbrella service for minor information providers. Other likely users include government tourism bureaus, airlines, and wholesale travel agents.

Financial services are also expected to be a major category, with banks, finance companies, credit unions and building societies all offering services. While most will initially provide information frames such as foreign exchange rates, interest rates and so on, before long using gateways to their own computer systems, the banks will provide on-line banking services. Basically, this will provide the same services as the automatic teller machines which have cropped up in bank walls everywhere, with the exception that your TV set will not dispense cash.

Another major category is general business services. Currently many

companies make use of credit and other business directories, many of which are out of date before they are printed, and these can be expected to be augmented by or transferred to Viatel before long. Other business information sources such as Chambers of Commerce, tax advisers and management consultants are expected to show interest in the system.

Government departments – particularly those with commercial orientation, such as Trade or Industry and Commerce – will probably use the system for dissemination of information about trade missions, tax incentives and the like. Other departments such as Social Security could use the system for distributing information about community services and benefits to interested bodies such as welfare agencies.

And of course, the various state TABs are looking at the system with considerable interest.

The education sector is also showing interest in the system, not for encyclopaedic storage of reference material, since such pages would be relatively infrequently accessed, but for more general information such as course details, career guidance, entrance requirements and, of course, down-line loading of software.

Finally, several media groups are expected to be involved in the system, providing the latest news updates, weather reports and sports results on a much more timely basis than any other medium.

During the first few weeks of the new service, many of the pages available will be dummies making up demonstration sequences. But after a few months many of the databases will 'go live' – for example, the Commonwealth Bank electronic banking service is expected to go live by May.

However, building up a database is not an overnight undertaking, since some databases can be tens of thousands of pages. The key to success for information providers is the quality of the database, not the quantity. Since information providers derive revenue from the number of frames accessed and pay storage charges for the number of frames they create, large databases in which each frame is accessed infrequently do not pay as well as small databases

with few pages which are accessed frequently.

The first year of Viatel's operation is likely to be a critical one. No-one will use the system if it does not have enough valuable databases – but no-one will provide the databases if there are no users to pay for them.

To provide initial impetus to the snowball effect, Telecom Australia has set low rates for the first year of operation. There are three separate sets of charges for users. First, there's a yearly subscription, which is \$12.50 for the first year of the service, then \$12.50 per month for business users and \$2.50 for non-business users.

Secondly, there's the connection charge of eight cents a minute from 8 am to 6 pm, and five cents a minute at all other times. Finally, there's the charge for the telephone call itself, which is only a local call fee from anywhere in Australia.

In addition, some frames will be chargeable, as this is how information providers cover their costs. However, the frame leading to a chargeable frame will warn the user, enabling him to decide whether to view the frame or not.

Another form of charging, which has proved popular in the UK, is the Closed User Group system. Frames in CUGs are available only to the owners of passwords, which can be obtained from the information provider, usually for a fee.

Private Systems

In addition to the Viatel service, which is operated by Telecom Australia, there are some private videotex systems operating in Australia. Some of these are general-purpose systems operated by computer companies, such as Cybertel (Control Data), CAS/Mayne Nickless and ICL's system, which offer facilities to a range of commercial users.

Another particularly interesting system to country dwellers is Agtex, operated by the Victorian Government, which offers information for farmers. A similar system is run by Elders/IXL, which of course has extensive pastoral interests.

Videotex is about to be really launched in Australia, and we can look forward to this next step in the dial-up information revolution.



MITSUBISHI DISK DRIVES

M2896-63
Slimline 8" Disk Drive Double sided Density No AC Power required. 3ms track to track. 1.6 Mbytes unformatted, 77 track side 10⁶ bit soft error rate.
Cat. C11916 **\$550**
Case & Power Supply to Suit
Cat. X11022 **\$159**

M2894
Standard size 8" drive. Double sided, double density, 96 track/inch, 9621 bit/inch, 1.6 Mbyte unformatted, 3ms track to track access, 77 track/side.
Cat. C11914 **\$630**
Case & Power Supply to Suit
Cat. X11011 **\$89**

M4854
Slimline 5 1/4" disk drive. Double sided, double density, 96 track/inch, 9621 bit/inch, 1.6 Mbyte unformatted, 3ms track to track access, 77 track/side.
Cat. C11904 **\$350**
Case & Power Supply to suit.
Cat. X11011 **\$89**

M4853
Slimline 5 1/4" disk drive. Double sided, double density, 1 Mbyte unformatted, 3ms track to track, 80 track/side, 5922 bits/inch.
Cat. C11903 **\$260**

M4851
Slimline 5 1/4" disk drive. Double sided, double density 500K unformatted, 40 track/side. Steel band drive system.
Cat. C11901 **\$225**
Case & Power Supply to suit.
Cat. X11011 **\$89**

M4855
Slimline 5 1/4" disk drive, double sided, double density, 96 track/inch. 2.0 Mbytes unformatted.
Cat. C11905 **\$385**

MF353
3 1/2" Standard size disk drive. Double sided, double density, 1 Mbyte unformatted.
Cat. C11923 **\$265**

MF351
3 1/2" Standard size disk drive. Single sided, double density.
Cat. C11921 **\$225**



VERBATIM DISKS

"Lowest" price possible for "Highest" quality.

	1-9	10+	100+
MD525-01	3.95	2.75	2.60
MD550-01	4.50	3.95	3.75

Verbatim II.TPE Box of 10 \$22.95

IBM* COMPATIBLE COMPUTER

\$1,990
Including Tax!

*IBM is a registered trademark




SWIVEL BASE
Makes life easier, normally \$29.50.
Cat. D11100 **\$22.50**



APPLE* COMPATIBLE DISK DRIVES

1-9	10+
\$189	\$179

(*Apple is a registered trade mark.)



PRICES SLASHED ON DISK STORAGE BOXES!

Efficient and practical, these disk storage boxes protect your disks from being damaged or lost.

50's. Features smoked plastic cover with provision for a lock. High impact ABS plastic base.
Cat. C16025 **\$23.50**

50's. Features smoked plastic cover. Divided into 10 sections, each fan elevates the disks for easy identification and access.
Cat. C16050 **\$29.50**



RITRON 1
Our most popular model in a steel cabinet to minimise R.F.I. interference. Prices include tax, so get in quick!


1-4	5-9	10+
\$139	\$135	\$129

Amber Cat. X14500 **\$139** **\$135** **\$129**

RITRON 2
Stylish swivel base monitor, available in amber or green.

1-9	10+
\$199	\$189

Amber Cat. X14508 **\$189** **\$179**



RITRON 3
Stylish swivel base monitor, available in amber or green.

1-9	10+
\$199	\$189

Amber Cat. X14508 **\$189** **\$179**

RITRON 4
Stylish swivel base monitor, available in amber or green.

1-9	10+
\$199	\$189

Amber Cat. X14508 **\$189** **\$179**

RITRON 5
Stylish swivel base monitor, available in amber or green.

1-9	10+
\$199	\$189

Amber Cat. X14508 **\$189** **\$179**



PHOENIX 5
Suits Apple, Commodore, even your VCR!

- Pal and R.G.B.
- Normal Resolution
- 13" CRT Dot Pitch 0.65mm
- Horiz. Resol. 320 TV lines
- Vert. Resol. 560 TV lines
- Display Characters 1,000 Ch (40x25)
- 16 Colours (Pal)
- Green text display

Cat. X14522 **\$399**

PHOENIX 4
Suits Apple, Commodore, even your VCR!


- R.G.B., TTL
- High Resolution
- 13" CRT Dot Pitch 0.31mm
- Horiz. Resolution 720 dots
- Vert. Resolution 240 T.V. Lines
- Display Characters 2000 Ch (80 x 25)
- 8 Display colours and intensity
- Green text display

Cat. X14520 **\$690**




INCREASE YOUR MEMORY

	1-9	10+
4116	\$1.80	\$1.70
4164	\$4.95	\$4.50
2716	\$6.25	\$5.95
2732	\$6.25	\$5.95
2764	\$8.25	\$7.95
27128	\$19.50	\$18.75
6116	\$6.95	\$6.75
41256	\$24.95	\$23.95



KEYBOARD AND CASE
Cat. X11080 **\$249**



RITRON (ZETA) DATASETTE
For data loading and saving, the Ritron Datasette suits most home computers and features tape counter, monitor function for audio verification and slide control for output level.
Cat. C14900 **\$29.95**



LINE CONDITIONER
Dispose of those clicks and voltage spikes forever. 2 stage output, 2 outlets per stage, rated 1000 W 4A 250V 50Hz. If you want a real computer system, this is for you.
\$249.00

REPLACEMENT KEYBOARDS

★ **NEW** ★

- For Apple
- 42 single key BASIC command
- One chip custom design encoder
- Made by ALPS, life time "10 million operations"
- Dimension: L340xW110xH42mm

Cat. KC2001 **\$79.50**

- For Apple
- 45 built in function keys. BASIC and CP/M command
- 45 user defined keys
- Built-in shift lock
- Made by ALPS, life time "10 million operations"
- Dimension: L340xW130xH42mm

Cat. KC2002 **\$99.00**




"IBM TYPE" COMPUTER CASING
Give your kit computer a totally professional appearance with one of these "IBM type" casings, includes room for 2 5 1/4 inch disk drives and connection ports. Dimensions 49x39x5cm.
Cat. X11090 **\$89.00**




READY MADE CABLES
Serial to serial, 2 m **\$18.95**
Cat. P19011
Parallel centrionics to centrionics, 2m **\$23.95**
Cat. P19013

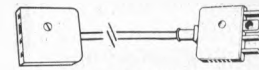
NEW!!



TELECOMMUNICATION PLUG TO 2 SOCKETS.
Ideal for modern connections.
Cat. Y16014 **\$12.95**



TELECOMMUNICATION PLUG/SOCKET
Plug Cat. Y16016 **\$3.95**
Socket Cat. Y16018 **\$4.95**



TELECOMMUNICATION EXTENSION LEADS
Cat. Y16010 5m **\$12.50**
Cat. Y16012 10m **\$14.95**



AVTEK MULTI MODEM
● 300 baud full duplex, 1200 baud half duplex or 600 baud half duplex, answer or originate.
● CCITT and Bell standards
● Plugs straight in (hardwired phone)
● Superior VLSI chip performance works reliably with 4dBm signal with S/N ratio of 6dB Error rate on this is level 10
● Telecom Approval C84/37/135
Inc. phone, only **\$399**

AVTEK MULTI MODEM
● 300 baud full duplex, 1200 baud half duplex or 600 baud half duplex, answer or originate.
● CCITT and Bell standards
● Plugs straight in (hardwired phone)
● Superior VLSI chip performance works reliably with 4dBm signal with S/N ratio of 6dB Error rate on this is level 10
● Telecom Approval C84/37/135
Inc. phone, only **\$399**



MINI MODEM
● 300 baud full duplex
● Answer originate
● Plugs straight in (hardwired phone)
● Superior VLSI chip performance (identical to Multi Modem)
● Telecom Approval C84/37/1173
Incl. phone, only **\$199**



APPLE* COMPATIBLE CARDS
Printer Card Cat. X17029 **\$65**
Drive Card Cat. X17019 **\$80**



Rod Irving Electronics

425 HIGH STREET, NORTHCOTE VICTORIA.
PH: (03) 488 8866 489 8131
48-50 A BECKETT STREET, MELBOURNE VICTORIA.
PH: (03) 347 9251
Mail Order and correspondence: P.O. Box 235 NORTHCOTE 3070

MAIL ORDER HOT LINE


(03) 481 1436



POSTAGE RATES

\$1-\$9.99	\$1.50
\$10-\$24.99	\$2.00
\$25-\$49.99	\$3.00
\$50-\$99.99	\$3.50
\$100-\$199	\$5.00
\$200-\$499	\$7.50
\$500 plus	\$10.00

Comet road freight is extra.



MB100S
The next generation of "80" type printers. 100 CPS, internal buffer expandable to 4K, Greek as well as italics. The print quality is the same as its forerunner. Square pins and film ribbon make it unbeatable.
1-4 **\$325** 5+ **\$299**



STAR GEMINI 10
● 120 CPS logic seeking
● Italics, graphics and down loadable character sets.
● Friction and tractor.
● 9 x 9 matrix, high res graphics.
● Low cost typewriter ribbon.
WAS \$430 NOW \$360



ENP1091
The latest addition to our range. Has near letter quality mode. 120CPS. Down loadable character set. Graphics, Italics emphasized etc.
Was \$500 Now \$420



COMPUTER PAPER
Top quality at a very affordable price. Blank 11 x 9 1/2", 2,000 sheet, quality 60gsm bond paper.
Cat. C21001 **\$29.50**

Errors and Omissions Excepted

For all small and Personal Business Management

'Because nowadays fast and efficient retrieval and processing of information is paramount to the success and growth of a progressive organisation.'

The **microbee Small Business Success Kit** is an ideal package for serious small business users who want more than just a 'big name' accounting machine. **microbees** 128 K of Dynamic RAM and dual **400K** disk drives process pages full of information in seconds. The **microbee** High resolution Amber Screen monitor and Dot Matrix or Daisy Wheel printers display and record your spread sheets and wordprocessing quickly and accurately.

microbee's now famous Bundled Software provides you with a comprehensive library of programs for all Small Business needs. Programs include Wordstar/Mailmerge 3.3, Microsoft Basic, Telcom Communications Package and a full range of support utilities training guides and tutorials.

128K microbee, dual 400K slim line floppy disk drives, Hi-res green screen monitor, bundled software and manuals . . . **\$1995** incl. sales tax.

With **microbee** dot matrix parallel printer and **microbee Pro** amber monitor . . . **\$2395** incl. sales tax.



microbee is indeed Australia's own Educational Personal Computer, designed for the classroom and home with high quality graphics and sound effect capabilities, built-in software like **Wordbee** — wordprocessing, **Microworld Basic** — the **microbee's** own language and **Telcom** the communications package with a real time clock and alarm features.

Educational Software Support

Your **microbee** is supported by an ever increasing range of high quality software developed and written by Australians especially for Australian schools and students. A full list of available teacher support resources for the **microbee** is available from your nearest **microbee** Technology Centre.

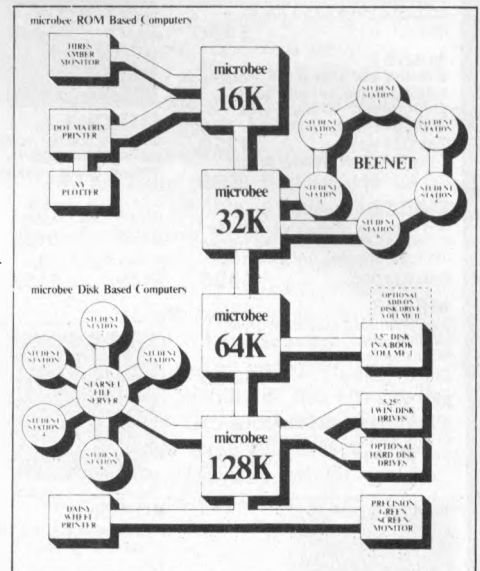
A BEE FOR ALL REASONS

For Education

'Because Education is a Priority and your children deserve the best.'

It is no coincidence that **microbee's** educational software is entitled "Learning Can Bee Fun". The **microbee** has proved that learning can be fun and by doing so has gained the endorsement of the Australian Schools Commission and the majority of Depts. of Education Australia wide, the Education Department in Israel, and more recently the Swedish Schools Dept have chosen **microbee** after months of stringent tests and stiff opposition from the big American, British and Swedish manufactures.

microbee 16K Educator . . . \$449



For Communication

'Because we need to communicate our ideas and data.'

From home to office, around your network or around the world, with **microbee** you can tap into Bulletin



microbee®



DIRECT ORDERS
PHONE (02) 487 2711
TELEX AA72767
APPLIED TECHNOLOGY
RETAIL PTY LTD

boards and benefit from Public Domain software.

Share your experiences and learn from others treading the same path that you choose.

microbee 32K Communicator Workstation \$599.00

incl. sales tax.

includes 32K microbee Series 111 and hi-res green screen monitor.

Available separately:

microbee 32K Series 111 \$499.00

Hi-res green monitor \$149.50

Hi-res amber monitor \$169.50

Swivel base \$24.50



NEW 3.5" Disk Computer- In-A-Book

The smartest new development in the Microcomputer World is the new high density, low cost 3.5" disk drive. Already standard on many 'big name' systems, the 3.5" disk has the same, or more storage capacity than the standard 5.25" disk, and is far more compact.

The microbee Computer-In-A-Book available in matching volumes is expandable to meet your growing needs.

The microbee Computer In-A-Book VOLUME 1 includes microbee 64K, single 3.5" disk drive and software on diskette, including Demonstration Programs, MicroWorld BASIC, Wordbee, Telcom and CP/M with Utilities — a matching manual is available.

VOLUME 1 \$995 incl. sales tax.


VOLUME 2 is an add-on disk drive in a matching volume

VOLUME 2 \$345 incl. sales tax.

For experiments and personal development

Because microbee is the ideal Hackers micro

There is a wealth of experiments and Hacker's hints being published regularly in several enthusiasts' magazines and computer publications. See the microbee Hackers Handbook. Explore robotics, music and speech synthesis, tune into weather map facsimiles and decode radio teletype information. The scope is limited only by your imagination.



For games and entertainment

Because playing is the root of all learning.

Fight in space, land a helicopter, explore the Dungeons of Khan — or is a challenging game of Chess more your speed? Whatever turns you on, microbee's high resolution picture


and built-in sound effects will keep your microbee turned on for hours and hours every day.

Upgradeability

When you buy a microbee personal computer, rest assured, you have made the right decision. Your microbee will never become obsolete — on the contrary, your microbee is fully upgradeable and can grow from 16K to 32K to 64K and even to 128K. Disk drives can be added, as can a whole host of useful and interesting peripherals, such as printers, plotters and modems. Whatever level at which you choose to start, your microbee will grow with you, providing challenges and encouragement along the way.

Quality Control and Service

The microbee is designed and manufactured in Australia under strict computer controlled standards, and is backed by a strong national service team, operating from West Gosford and through microbee Technology Centres Australia wide.



128K Small
Business Computer

microbee technology centres

N.S.W.
1 Patterson Ave, Waitara 2077
Phone (02) 487 2711

VIC.
729 Glenferrie Rd, Hawthorn 3122
Phone (03) 819 5288

W.A.
141 Stirling Highway, Nedlands
Phone (09) 386 8289

S.A.
151 Unley Road, Unley 5061
Phone (08) 272 1384

QLD
455 Logan Road, Stones Corner, 4120
Phone (07) 394 3688

FACTORY
Koala Crescent, West Gosford 2250
Phone (043) 24 2711

Authorised Dealers in:

- Coffs Harbour (066) 52 7530
- Lismore (066) 21 8180
- Glen Waverley (03) 233 9665
- Townsville (077) 75 4000
- Port Lincoln (086) 82 1666
- Mount Tom Price (091) 89 1383
- Launceston (003) 31 7890
- Wauchope (065) 85 3311
- Milton (07) 371 6888
- Cairns (070) 51 4341

See exciting new
microbee releases
at PC'85
(Centrepoint, Sydney,
March 13-16th)

Order Your Copy of TURBO PASCAL™ VERSION 2.0 Today



"It's almost certainly better than IBM's Pascal for the PC... Recommended."

Jerry Pournelle
Byte, May 1984.

- Automatic Overlays • No licence Fees.
- A Full-Screen Editor that's even better than ever
- Full Heap Management – via dispose procedure
- Full Support of Operating System Facilities
- Windowing Color, Sound and Graphics Support (IBM PC)
- Optional 8087 Support (*available at an additional charge*)

Yes. We still include Microcalc...the sample spreadsheet written with Turbo Pascal. You can study the source code to learn how a spreadsheet is written...it's right on the disk.* And, if you're running Turbo Pascal with the 8087 option, you'll never have seen a spreadsheet calculate this fast before!

© 1984, Borland International, Inc.

\$ 89.95 incl Tax

It's TURBO PASCAL™

- EXTENDED PASCAL FOR YOUR IBM PC, PC jr., APPLE CP/M, MSDOS, CP/M 86, CCP/M 86, OR CP/M 80 COMPUTER.

LOOK ! NEW FROM BORLAND

NEW TURBO TOOLBOX. \$ 89.95 A set of three fundamental utilities that work

in conjunction with TURBO PASCAL. Includes:

- * TURBO-ISAM FILES USING B+TREES. Commented source code on disk.
- * QUICKSORT ON DISK. Commented source code.
- * GINST (General Installation Program) Provides those programs written in TURBO PASCAL with a terminal installation module just like TURBO'S!
- * NOW INCLUDES FREE SAMPLE DATABASE.

NEW TURBO TUTOR. \$ 59.95 Teaches step by step how to use the TURBO

PASCAL development environment – an ideal introduction for basic programmers. Commented source code for all program examples on disk.

STILL TO COME (release soon)

TURBO GRAPHIX TOOLBOX, high resolution graphics for the IBM PC family.


Send big SAE For Big Catalogue of Top International Software.

Dealer enquiries welcome.

We support all our Software.

AUSTRALIAN DISTRIBUTOR

BORLAND
INTERNATIONAL



My system is: 8 bit 16 bit
Operating System: CP/M 80
CP/M 86 MS-DOS PC-DOS



Computer: _____

Disk Format: _____

Please be sure model number & format are correct

Name: _____

Address: _____

Telephone: _____

N S W. add \$3.50. Interstate \$5.00. Overnight \$6.00 per order.

Software City
PHONE (02) 621 4242
(02) 671 6951
1/27 Forge Street, BLACKTOWN
MAIL: P.O. Box 62, BLACKTOWN. 2148

THE HARD WORD ON DISKS

Some say Les Bell was playing with micros before disks were invented (or, at least, before they invented ones he could afford). Nowadays he has not only outgrown his cassette tapes, but also suffers megalomania as his office fills with big hard disks. In the first of a series of special product surveys we'll be conducting this year, Les looks at the hard disk market with some sound advice on why and how you should buy yours.

I CAN STILL remember the tremendous sensation of relief I felt when I finally got floppy disk drives for my system. For a couple of years prior to that I'd been using cassette tape for storage, and I had become only too aware of how slow, inconvenient and unreliable that was.

When I got my floppy drives, the whole nature of my computer changed. I had thought at first of disks as just being a faster means of loading programs, but they are really much more than that; they provide the ability to do a lot of things that are simply not possible with tape – like random access to files, for example, and loading program overlays.

It didn't take me long to realise that I could never go back to tape; it was just too crude and primitive.

A similar experience awaits those who add a hard disk to their computers. Hard disks aren't just bigger and faster than floppy disks; there's a qualitative difference too, and it will change the way you work.

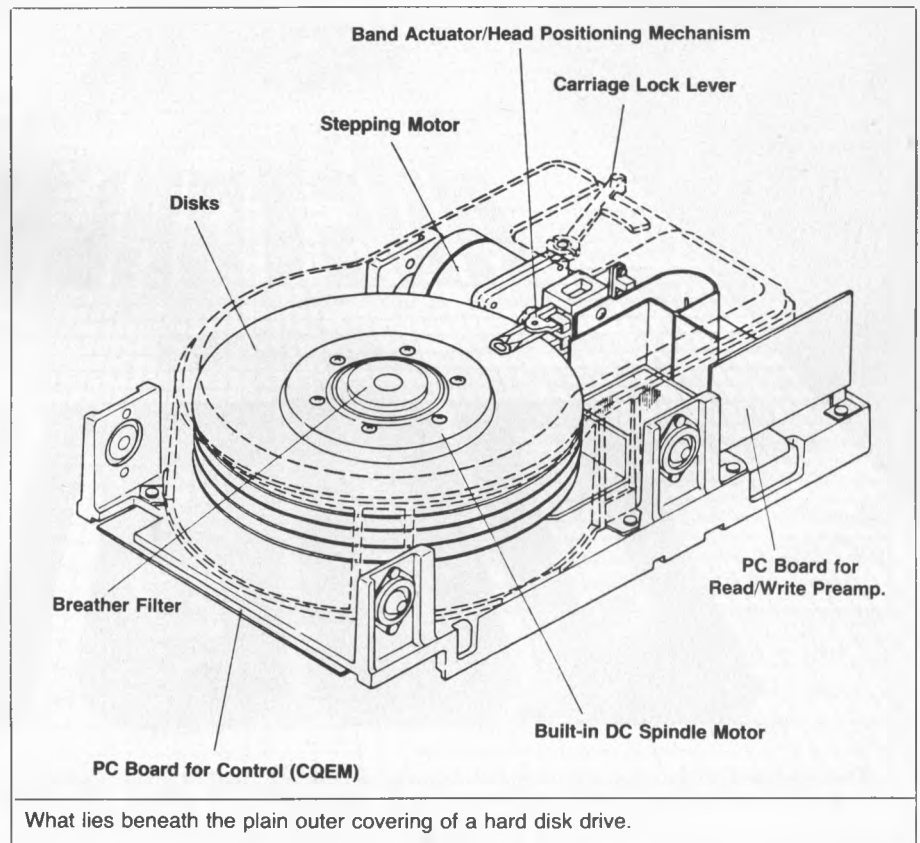
But first, what is a hard disk? Floppy disks are so named because they are thin and flexible, but with most hard disk units you can't even see the disk. However, inside the unit there is, as you might expect, one or more metal – that is, non-flexible – disk platters.

The rigidity of the disk makes possible disk head positioning with much greater precision, and this in turn enables greater recording density. While most floppy disks have 40 or 80 tracks, hard disks typically have several hundred.

Because of the thinner track laid

down by the read/write head, and because the head is much smaller, hard disks are much more susceptible to damage by dust particles. For this reason, the older removable disk packs found on minis and mainframes are normally stored in dust-proof containers, and most hard disks used on micros are completely sealed and are not removable.

This technology was pioneered by IBM. The major problem with removable disk packs was that dust could enter through the hole left for the disk heads. The solution? Don't make the heads part of the drive – instead, seal the heads into the disk pack so that it is completely dust-proof, with only an electrical connection to the drive. Thus, each disk pack has its ►



JUST ARRIVED!
20 Megabyte Internal
Hard Disk Drive
SEE YOUR LOCAL DEALER

**America's
leading
distributor of
IBM P-C
accessories
is now
supplying
your
IBM dealer
locally. . .**

**Heralding
this announcement
is the introduction
of the Qubie'
10 Megabyte
Winchester Hard
Disk Drive for
the PC-1 & PC-2
QUBIE' PC10
with 10 Megabyte
hard disk, controller,
cables, installation
hardware and
instructions.
1 year warranty.
\$1,995 inc. tax**

**NOW IN
AUSTRALIA
QUBIE'**

Also available: IBM PC key boards, multifunction memory boards and Modems.

NOW IN AUSTRALIA: 9/62 Blackshaw Avenue, Mortdale, 2223 - Phone: (02) 579 3322

U.S.A.: 4809 Calle Alto, Camarillo, CA 93010

U.K.: Tempo House, 15 Falcon Road, London, SW11 2PH, United Kingdom

NOW!

is the best time to subscribe to

your computer

MAGAZINE

FOR BUSINESS AND PLEASURE

**FREE NASHUA
DISKETTE OFFER**

You'll not only save more than EIGHT DOLLARS on the regular news-stand price, but you'll also receive a FREE pack of TWO premium-grade NASHUA floppy diskettes, worth over \$8.50!

Subscribing to **YOUR COMPUTER** will ensure that you get your copy of Australia's leading computer magazine reliably every month.

It's more convenient, too — your copy will come straight to your mailbox, saving you a special trip to pick one up. And, of course, if you subscribe at the moment, you'll be saving over eight dollars

on the regular news-stand price! So **NOW** really is the time to send in your subscription — do it today, make sure you get your free discs as well! Simply fill in the card opposite and send it either with a cheque or money order, or with your American Express or Bankcard number filled in. Either way, don't forget to sign it!


FREE with every **SUBSCRIPTION**

This pack of TWO double-sided, double-density top quality Professional Magnetic Media diskettes, from NASHUA, worth

Double-sided, double-density (MD2D) diskettes are suitable for use in virtually any modern computer taking 5¼-inch diskettes. It doesn't matter if your computer has only single-sided drives — they'll still work fine, although only as single-sided disks.

NASHUA Professional Magnetic Media disks are of exceptionally high quality (we wouldn't be

over \$8.50!



selling them in our special offer if they weren't). Don't risk your valuable data by using inferior disks. **NASHUA** strictly monitor the quality of their disks at every stage of production — they don't rely solely on a final inspection like other disk makers. Every disk has to stay within narrow specs all the way along the line. So **NASHUA** disks offer you consistently high quality.

What do you do when you've filled your two free diskettes?

You can then take advantage of our special offer on boxes of 10 **NASHUA** diskettes — see the separate advertisement elsewhere in this issue.

SOFTWARE SPECIALS

Best Prices on IBM-PC Software

PRODUCT	OUR PRICE
DBASE III	\$595
FRAMEWORK	\$595
SYMPHONY	\$725
WORDSTAR	
PROPAK	\$480
MULTIPLAN	\$310
SUPERCALC 3	\$345
SMARTKEY	\$ 68
LOTUS 123	\$525
DBASE II	\$460
MULTIMATE	\$440
WORDPERFECT	\$480
OPEN ACCESS	\$650
RBASE	\$450
M'SOFT WORD + MOUSE	\$525
KNOWLEDGEMAN	\$525
INFOSTAR	\$425

LOW PRICES AND TECHNICAL SUPPORT

BANKCARD & MASTERCARD ACCEPTED

Prices include sales tax.

FREE DELIVERY &

INSURANCE AUSTRALIA-WIDE.

Prices subject to change without notice.

THE SOFTWARE SPECIALISTS

P.O. BOX 991, BONDI JUNCTION 2022

(02) 327 6759

(008) 22 1708 (Toll Free)

HARD DISKS —

own heads sealed inside, a technique known as Winchester technology.

Typically, a hard disk unit has two or more platters, increasing capacity at little extra expense in electronics and mechanicals. Several sizes of disk units are available, ranging from 35 cm down through 20 cm, 13 cm and 9 cm, with capacities from 5 Mbytes up to 500 Mbytes or more.

We've been relying on hard disks in our office for some time now, on several of our machines, and have been trying out a couple of hard disks on the PC. It's been an interesting experience, in several ways.

Who Needs A Hard Disk?

What are the advantages of hard disks over floppies? Why should you buy one? Here are the answers, based on our experience.

First of all, capacity. There's nothing quite like having 35 Mbytes on-line on your PC; megalomaniacs love it! It makes large databases possible, although sometimes it would be nice to have more horsepower in the processor to cope with those large files.

Under recent operating systems like DOS and Concurrent CP/M, files as large as the disk capacity are possible, opening up new applications in commercial accounting, research databases, document archiving and the like. Bear in mind, though, that no hard disk is ever big enough, and what you conservatively estimated would be twice as big as you needed for two years will fill up in two months.

Next, speed. Not all hard disks are that much faster than floppies; in fact, I have seen hard disks that are slower. However, on average, hard disks return a three- to ten-fold improvement in performance over floppy disks. As a guide, check the organisation of the disk controller. Some manufacturers package the disk controller in the disk box, with just a simple parallel port in the computer linking it to the disk controller. Others provide a higher performance disk controller in the computer itself, often utilising direct memory access for faster data transfers. The complexity of the interface card is the clue to which kind you're looking at.

Perhaps the major benefit for many

users is the elimination of 'floppy swapping'. First you want to run Lotus 1-2-3, then Multimate, then dBASE - on a floppy system this involves lots of searching for and re-filing floppy disks, since the PC's disk capacity is not sufficient to keep all of these applications on a single floppy.

But with a hard disk, you can fit all of these programs and more, and have them all permanently available. This eliminates the need to shuffle floppies around, reducing the risk of accidental damage and lost files.

Copy Protection Strikes Again .

This is not always possible; many programs are copy protected and require the user to insert the master diskette into drive A: when the program is first started, which is yet another reason why I object to copy protection. Of course, you can still have all the various files which make up a complex program like Lotus 1-2-3 on the hard disk, saving some of the disk shuffling; but you still have to locate and insert the 1-2-3 master to get going.

Of course, there are ways to get working copies of 1-2-3 onto a hard disk by disabling the copy protection,

Table 1. Advantages of hard disks.

Capacity
Speed
No more 'floppy swapping'
Simplified software maintenance
Reliability
Can support multi-user operation

Table 2. Disadvantages of hard disks.

Cost
Fragility
Vulnerability
Security
Backup difficulties

Table 3. Comparative features of hard disks.

Capacity
Speed
Cost
Operating systems supported
Backup support
Ability to logically partition physical disk
Internal Diagnostics

RIGHT PRICE. RIGHT SIZE. RIGHT SPEED.

That's Riteman!



If you're looking for an Epson* or IBM** compatible dot matrix impact printer that's lower in price, smaller, durable, and fast enough to keep pace with your work flow . . . we'd like to show you a Riteman!

Four great new printers. All priced well against comparable Epson models. All substantially smaller. Yet solid as a rock. With print speeds up to 50% faster than the competitors.

The Riteman Plus, Riteman II, Riteman 15, and Riteman Blue Plus with IBM graphics. All are backed by a full one-year warranty. And, as you can see, they're great-looking, too!

For further information contact your local Riteman dealer, or Warburton Franki

* Epson is a registered trademark of Epson America, Inc.
** IBM is a registered trademark of International Business Machines Corp.

RITEMAN

Distributed exclusively in Australia by:-



Warburton Franki

A DIVISION OF THE ANI CORPORATION LTD (INCORPORATED IN N.S.W.)
 ● ADELAIDE (08) 356 7333 ● BRISBANE (07) 277-0222 ● HOBART (002) 28-0321
 ● MELBOURNE (03) 795-9011 ● PERTH (09) 277-7000 ● SYDNEY (02) 648-1711
 ● AUCKLAND N.Z. (09) 50-4458 ● WELLINGTON N.Z. (04) 69-3016

but we won't talk about that . . . I was, incidentally, glad to see that Ashton-Tate has announced a new copy-protection scheme for dBASE III and Framework which allows their operation from a hard disk.

Another benefit of hard disks is reduced software maintenance. Some programs have a habit of finding their way onto almost all your working disks in a floppy-based system. WordStar, for example, is on my writing tools disk, plus various programming language disks and other places. If I want to upgrade to a new version of WordStar, I'll have to check all my disks to find the copies of WordStar and replace them.

With a hard disk system, everything is on the hard disk: writing tools, compilers, databases, you name it; and only one copy of WordStar is required. Upgrading is much easier.

Another major benefit is the higher reliability of hard disks. Because they are sealed units, because they can't be left lying about to fall foul of coffee spills and cigarette ash, hard disks suffer one-tenth the errors of floppy disks. This is important for many applications where data integrity is particularly important, such as accounting systems.

Finally, hard disks are essential if you wish to support multi-user operation on a microcomputer, because floppy disks just aren't fast

enough, nor do they have enough capacity for two users simultaneously. As I write this (for reasons which will become clear a little later) it's on a floppy-only multi-user system from which I have evicted the other users. Without the hard disk, multi-user operation is possible but no pleasure.

Do hard disks have disadvantages? Yes, they do, and several – though not sufficient to outweigh the considerable advantages.

And Now, The Bad News

First, there's cost. There ain't no such thing as a free lunch. Hard disks cost from \$2000 to \$12,000 or more, depending on capacity and options such as tape backup. That's more than most PCs cost.

Next, fragility. I know there are portables with built-in hard disk drives, but I wouldn't really contemplate sending one of these as airline baggage or air freight as I do with my floppies-only PC. Hard disks are fragile, and once installed should be moved as little as possible. If they must be moved for any distance, the heads should be locked into position (there's usually a little lever to do this) and the drive re-packed in its original shipping carton. Even then it should be treated like a carton of eggs.

Associated with fragility is vulnerability. By this I mean that when a

floppy falls over, you only lose 360 Kbytes or so of files, but when a hard disk goes, you've lost a lot more. It's not the disk that's vulnerable; it's you, since all your eggs are in one basket.

I mentioned above that I was writing this on a floppy-only multi-user system: Cassius, our Compupro. Actually, I'm re-writing it; the first attempt was on the hard disk when it decided to crash yesterday afternoon, and I hadn't yet backed it up. A perfect example of Murphy's Law: the disk fell over at about 5 pm, just before I would have backed it up as a matter of routine – timed to cause maximum damage. A dedicated team of surgeons is now operating on it at the CompuPro Systems Centre, Automation Statham, and it will be back before long, but probably minus the files we hadn't backed up.

Another vulnerability factor affects multi-user systems and hard disks which act as network file servers: when they crash they affect several users, causing maximum disruption. A regular backup routine is therefore essential . . . I must try to think of one for our office!

This leads me to the next major problem, backup. The simplest form of backup, which requires no additional hardware, is backing up onto floppies. However, it takes an awful lot of floppies to unload a hard disk, and it

Comparative Table of Hard Disks

Product	Sizes of Fixed Disks	Sizes of Remov. Disks	Combinations Fixed/Remov.	Hardware
ACT Hard Disk	5, 10, 15, 21 21 & 31 Mbytes (Formatted)	5 Mbytes	Any combination	Apple, NEC APC, IBM Kaypro, Osborne etc. 35 diff. machines
Tallgrass Hard Disk Systems	12, 20, 35 & 70 Mbytes	NONE	NONE	IBM PC and compatibles
Sysgen Hard Disk System	20 & 40 Mbytes	NONE	NONE	IBM PC and compatibles
Everex Hard Disk Systems	10 & 20 Mbytes	NONE	NONE	IBM PC and compats.
Corvus Hard Disk	~126 Mbyte	NONE	NONE	IBM PC and compats. Apple II/III, Mac, DEC, Olivetti M24
Davong Hard Disk System	5, 10, 15, Mbytes	5 Mbytes	N/A	Apple II/III, Osborn IBM PC and compats.
Corona Hard Disk	10 Mbytes	NONE	NONE	IBM PC and compats.

is the consummate exercise in floppy swapping, which we are trying to avoid. Backing up an IBM XT, for example, takes 30 pre-formatted disks and a free afternoon.

The problem is complicated by the fact that some files are larger than the capacity of a floppy, and will therefore have to be split up by the backup utility program. Restoration of the disk contents has to be done in the correct order and the whole thing is horribly messy.

Back To Tapes?

The best solution is the use of a tape drive. Early streaming tape drives simply copied out the complete image of the disk as one file to tape, taking about ten minutes for the job. The problem comes when one file is damaged. How do you restore the old version from the tape backup without overwriting the other files which have been correctly updated since the backup? You can't.

Recent tape units have allowed back-up on a file by file basis which, while slower, is much more versatile.

If you do have a crash when you have no recent backup, the chances are that utility programs like DU (Disk Utility, from the CP/M Users Group) and the Norton Utilities won't work on your hard disk, making disaster recovery more difficult or impossible.

You can probably guess the moral

to this tale: back up frequently and live happily ever after.

One final concern with hard disks: security. If you have sensitive data on a floppy, you can always lock it away in a drawer or a safe. You can't do that with a hard disk. The problem becomes particularly severe with multi-user systems and networks. After all, if a stranger sits down at your PC, you know they're up to no good, but on a network people can browse through your files from their own terminal without occasioning suspicion. This is why operating systems like Concurrent DOS, which provide password protection on files, are a better prospect for hard disk – particularly multi-user – operation.

What should you look for when comparison shopping for a hard disk? The major things to look for are capacity, cost and then the provision of backup facilities. Does the unit include a streaming tape backup unit? What software is provided for backup purposes?

You might also want to check whether the disk can support multiple operating systems through partitioning, in the same manner as the IBM XT. This allows part of the disk to be allocated to PC DOS and part to CP/M or Concurrent, providing greater flexibility.

Another form of partitioning that can be important is splitting the one

HARD DISKS —

physical disk drive into multiple logical drives. For example, a Tallgrass 35 Mbyte disk is typically split into five 7.12 Mbyte logical drives. This can be very important if vulnerability is a concern: if your hard disk is just one logical drive, any directory damage will wipe out the entire disk; but if it's partitioned like the Tallgrass example above, you might only lose one-fifth of the disk contents.

Some disks have internal diagnostics; for example, the Rodime drive used in our Compupro flashes messages in a binary adaptation of Morse code to signal problems like speed variations.

Is It Worth It?


Overall, the advantages of a hard disk far outweigh the downside risks (to coin a phrase) and I would hardly consider buying a business or professional PC without one.

Footnote: by the time I'd finished rewriting this article, our CompuPro hard disk was back in working order . . . I needn't have rewritten it. I think Murphy might have been watching over me again.

Operating Systems	Backup Facilities	Backup Indiv. Files Yes/No	Partitioning of disk	Pricing Rec retail	Distributor
PC-DOS MS-DOS CP/M	Floppies or Cartridge	YES	YES	From \$3295 To \$10,000 (inc. tax)	ACT 75 Willoughby Rd, Crows Nest 2065. Tel: (02) 439 6500
PC-DOS MS-DOS	Streaming Tape	YES	YES	From \$4990 To \$11,343 (inc. tax) (Disk & Tape)	Tallgrass Technologies Suite 12, 50 Great North Rd Five Dock 2046. Tel: (02) 712 2010
PC-DOS MS-DOS	Streaming Tape	YES	YES	20 Mbytes \$4950 ex. tax	Imagineering 3/579 Harris St, Ultimo 2007. Tel: (02) 212 1411
MS-DOS, PC-DOS CP/M-86	Streaming Tape	YES	NO	10 Mbytes \$1980 ex. tax. 20 Mbytes \$2495 ex. tax	Imagineering 3/579 Harris St, Ultimo 2007. Tel: (02) 212 1411
MS-DOS, PC-DOS UCSD p-system Apple-DOS, CP/M Pro-DOS	100 Mbytes or 200 Mbytes	YES	YES	5 Mbytes \$2795 ex. tax. 20 Mbytes 45 Mbytes \$6950 ex. tax	Horizon Computers 7-9 Merriwa St, Gordon 2072. Tel: (02) 498 6611
PC-DOS, Davong Multi-User O/S	18 Mbyte Cart. or 5 Mbyte remov.	YES	YES	N/A	Imagineering 3/579 Harris, Ultimo 2007. Tel: (02) 212 1411
PC-DOS	Floppies Streaming Tape	YES	YES	\$7595 inc. tax	AWA Data Proc. Syst. Div 132 Arthur Street North Sydney 2060. Tel: (02) 922 3300

Product	Sizes of Fixed Disks	Sizes of Remov. Disks	Combinations Fixed/Remov.	Hardware
Saturn Hard Disks	5, 10, 15, 20 32 & 40 Mbytes	5 Mbytes	Any combination	IBM PC and compats.
Genie Hard Disk	5, 10, 15, and 20 Mbytes	5 Mbytes	Any Combination	IBM PC and compats.
Sharp MZ1F10	10 Mbytes	NONE	NONE	Sharp MZ5500, MA5600
Daneva W3500 Hard Disk	10, 15, 24, 43 60 Mbytes	NONE	NONE	Daneva W3500 only
Memotech 512	5, 10, 20	NONE	NONE	Memotech MTX 512 FDX System
Challenger 10Mb Hard Disk Sub System	10, 15, 21, 33	NONE	NONE	Challenger IBM compatible board, with a hard disk ROM on it
Sunol Hard Disk Systems	10, 16, 25, 40 65, 92 & up to 368	NONE	Different combinations	IBM compatibles Apple IIc Macintosh, Lisa Apricot, Sirius, NEC, APC, Toshiba T300 Epsom, Osborne Most Z-80
IMS International Hard Disk Sub Systems	13cm, 12, 24, 40, 110, 140 20cm, 40, 85	NONE	NONE	5000 Series Computers 13cm only 8000 Series Computers 13cm or 20cm
Microbee	13cm, 10Mb, 20Mb	T.B.A.	NONE	Microbee disk Models 13cm, 9cm
Rodime	13cm, 10, 20, 40. Formatted 9 cm, 5, 10 Formatted	NONE	NONE	All Systems using SEAGATE ST 506 compatible Drives Industry Standard
Shugart Hard Disk Drive SA 712 Slim Line	10Mb Format	NONE	NONE	IBM & compatibles
Mini Scribe 3212	10Mb Format.	NONE	NONE	IBM & compatibles
Jo Tech	5Mb Formatted 10Mb Formatted 5Mb Upgrade Due 4/85	5Mb 10Mb	5 Fixed 5 Removable 10 Fixed 10 Removable	IBM & compatibles
Quble Hard Dsk	10/20 Mb internal	NONE	NONE	IMP PC I & II, IBM Portable, COMPAQ, Olivetti M24 TAVA, LINGO, COMAX, COLUMBIA
Sysdyne! Hard Disk	10 Mb	NONE	NONE	IBM PC & compats.

Operating Systems	Backup Facilities	Backup Indiv. Files Yes/No	Partitioning of disk	Pricing Rec retail	Distributor
MS-DOS, CP/M	Cartridge	YES combination	YES	POA	Ampec Electronics 21 Bibby Street Chiswick 2046. Tel: (02) 712 2466
PC-DOS, CCP/M-86 CP/M-86 UCSD p-sys	Cartridge	YES	N/A	N/A	E.D.P. Imports 12 Garing Road Marayong 2148 Tel: (02) 671 5800
CPM-86, MS-DOS	Floppies	YES	NO	\$3250 (inc. tax)	Sharp Corp. of Aust.P/L 64-72 Seville St, Fairfield 2165 Tel: (02) 728 9111
CPM	Floppies	YES	YES	\$2999 to \$7299 (inc. tax)	Daneva Aust. Pty. Ltd. 66 Bay Rd Sandringham 3191. Tel: (03) 598 5622
CP/M-80	Floppie Silicon Disk Tape Back-up	YES			Interfaceware PO Box 214 Lindfield 2070 Tel: (02) 46 4374
MSDOS		YES	YES	\$2499 10Mb 15Mb \$3290 21Mb \$3990 33Mb \$5250 all incl. tax	Dick Smith Electronics Cnr Waterloo & Lane Cove Roads North Ryde 2113. Tel: 888 3200
CP/M, MSDOS, PCDOS, AppleDOS PRODOS, Pascal, CP/M	21.5 Mbytes Streaming	YES	YES	10 Mb \$3439 Up to \$11000 for 92 Mb	Austor Micro Systems Level 1, 3 Bruce Street Crows Nest 2065. Tel: (02) 922 2022
Turbo DOS Concurrent DOS	Floppy Disk 45 Mb Streaming tape cartridge 1600 BPI 9-track 5 inch tape back-up	YES 9-track streaming tape	YES; 1-15 logical 1-15 logical part. of each physical drive	\$3290 up to \$13000	S.I. Microcomputers 5th floor, 23 Berry St North Sydney 2060. Tel: (02) 922 3977
CP/M MSDOS	TBA	YES	YES; Standard 4x2½ Mb. Can be Reconfigured to 1-6	\$3995	Complete System Microbee Computer Centres
Industry Standard Operating Systems	Back-up tape Cassette Floppy	YES	YES	13cm models 5 Mb \$845 10 Mb \$930 20 Mb \$1290 40 Mb \$1770 sales tax not incl 9cm models 5 Mb \$835 10 Mb \$910	Datron P/L 79-81 Regent Street Redfern 2015 Tel: (02) 699 4824
MSDOS CP/M 86	Floppy	YES	YES	\$1400 plus tax	Deker Business Machines 174 Parramatta Rd Auburn 2144. Tel: (02) 647 2744
MSDOS	Floppy	YES	YES	\$1450 plus tax	Deker Business Machines 174 Parramatta Rd Auburn 2144. Tel: (02) 647 2744
IBM DOS MSDOS	Hard Disk 1 fixed 1 removable Patent on Hard Disk protection device	YES	YES	5 Mb \$990 ex tax 10 Mb \$1390 ex tax	Jo Tech PO Box 203 Hornsby 2077. Tel: (02) 476 4582
MS DOS PC DOS	Floppies	YES	YES	10Mb \$1995 in. tax 20Mb \$2650 in. tax *(1DIR File Manage ment Software incl	QUBIE 9/62 Blackshaw Ave, Mortdale 2223. Tel: (02) 579 3322
PC DOS, CP/M-86 UCSD p-system	Floppies	YES	YES	\$1899	Computerland Australia (All Stores) 1-3 Rodborough Road, Frenchs Forest 2086. Tel: (02) 451 8899



The Conference

Sydney 13th-15th March 1985

Preliminary Announcement

With previous speakers of the stature of Don Estridge of IBM and Bill Gates of Microsoft, the Australian Personal Computer Conference has become the definitive event in this field. The line-up for this year's Conference maintains the same high calibre of the people who are directing the personal computer industry. The program is literally crammed with information you simply cannot afford to miss!

Keynote Speakers include:

- Benjamin M. Rosen, Chairman, Compaq Computer Corporation
- Seymour Rubinstein, Chairman, Micropro International
- John Shirley, President, Microsoft

who will be addressing topics such as Industry Directions for 1985; The Implications of IBM's Move into Software; PC Trends in the Corporate Market; and The Ramifications of AT&T's Entry into the Market.

Other important topics include:

- Managing PC's in the Corporate Environment
- Security and Protection of PCs
- Selecting PCs — The Real Issues
- Small User Experience
- System Development Aids
- Micro-Mainframe Connections
- Local Area Networks
- Dial-Up Networks

Registration Details

Early Bird Registration
(before 14th February)
\$395

Normal Registration
(after 14th February)
\$450

Discounts apply for ACS members and for group bookings of three or more people — contact the ACS for details.

**Organised by the Australian Computer Society, NSW Branch,
1st Floor, 72 Pitt Street, Sydney NSW 2000.
Telephone (02) 233 7677.**

Please enrol me for PC '85 Cheque enclosed Invoice my company

Name:

Title: Bus. Phone:

Company:

Address:



The BIT BUCKET

Evan's regular look at interesting new products on the market.

Convict Classification by Computer

By Evan McHugh

It's great to see a tertiary course where the results of students' assignments are of immediate benefit to the rest of the community. Students from the Mitchell College of Advanced Education's General Primary Course were responsible for the creation of the Historical Database, which lists details of convicts who absconded during the first three months of 1838.

The database has been constructed with primary and secondary students in mind, so they can access the


database by themselves to obtain information for research assignments.

There are actually two databases, the convicts absconded and the convicts' physical features databases. The first lists the convict's name, sex, age, year of arrival in Australia, native place, trade, from whom and from where escaped. The convict physical database lists name, age, sex, native place, height, complexion, hair colour, eye colour and trade. The information for the databases was obtained from wall charts displayed in courthouses, police stations and other public places at the time of the escapes.

Users are able to add and remove records from the database, modify details, graph values, print results, search and sort on each category. The software that lets you do this is menu-driven in most instances, with help screens available and plenty of suggestions on how to go about using the function you want.

The database comes with a handbook which gives background to the history of the convicts and their absconding, and instructions on how to use the database. It includes suggestions on what kinds of projects students might undertake using the database.

Copies of the database and documentation are available from the New South Wales Computer Education Group. Members supplying their own disk pay \$3 and non-members not supplying a disk pay \$9. The database is currently available for the Apple II.



Low-Cost Plot

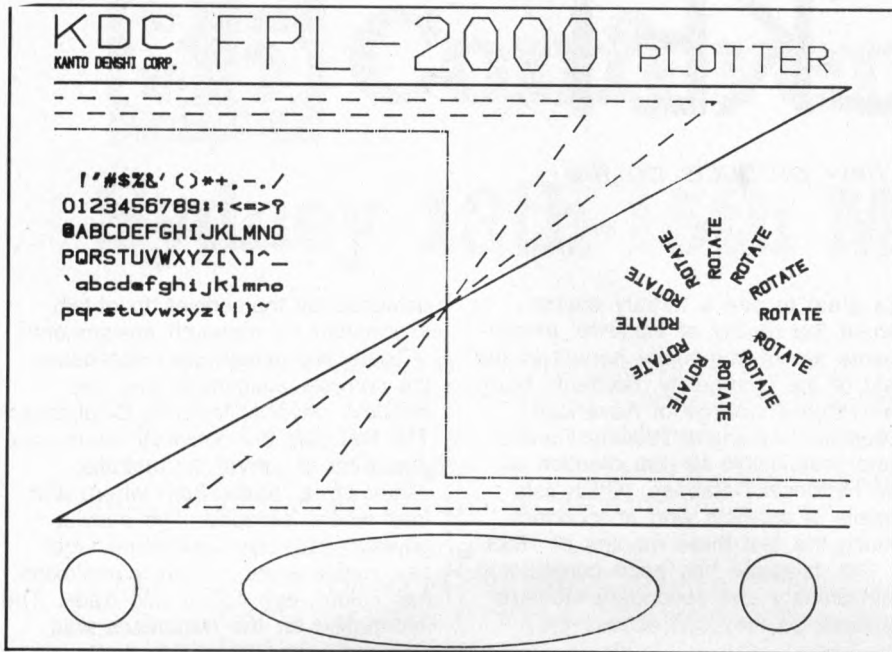
Plotting statistical information or drawing computer art usually involves an expensive plotter. However, costs in this area of the market are falling, to the point where it is now possible to buy a plotter which produces high-

quality work for around \$1000. One such plotter is the FPL-2000 from Ampec Electronics.

The FPL-2000 is a compact, single-sheet, four-colour plotter with the pens mounted on a single printhead and activated individually by a spring mechanism. Changing pens is fast

because you don't have to put one pen away before starting with the next. Pens supplied are water-based blue, green, red and black.

The plotter operates by moving the printhead on one axis while two rollers move the paper on the other. The only problem with this arrangement



is that if the paper is too thin it may twist and get mangled in the mechanism. This won't happen if you are a bit discerning in your choice of paper.

The FPL is a compact device: the maximum paper size it will accept is A3.

The plotter comes with RS232 and parallel interfaces as standard. It has 44 drawing commands which allow you to draw circles and ellipses, continuous lines and various types of broken lines, and to print the full ASCII character set. The step size is 0.1 mm and the pens move at a speed of 200 mm/sec in the axial direction and 280 mm/sec at 45 degrees.

The FPL-2000 costs \$850 plus tax, which represents good value and a comfortable entry point for people interested in plotting. It is available through Jim Bailey at Ampec Electronics, 21 Bibby Street, Chiswick 2046; phone (02) 712 2466.

C.A.E. ELECTRONICS PTY. LTD.

SYDNEY'S LEADING EPSON COMPUTER DEALER

For solutions to your Small Business problems, talk to the professionals at CAE for expert advice on the BEST Hardware & Software in the industry.




EPSON QX-10

Prices for the QX-10 start at **\$2500** (*ex. Tax). A full range of peripherals is available including 10-40 mB Winchester disks, Local Area Networking, IEEE 488, Optical fibre communications, A/D & D/A converter, and Much More.

RS 232C Port : Light pen Interface
Centronics parallel port
Colour option available
S-slot expansion bus
Fast voice coil motor disk drives

256 K RAM : 2 x 320K drives
640 x 400 dot graphics
Real-time clock & calendar
2 x RAM drives : Battery backup
16 character fonts



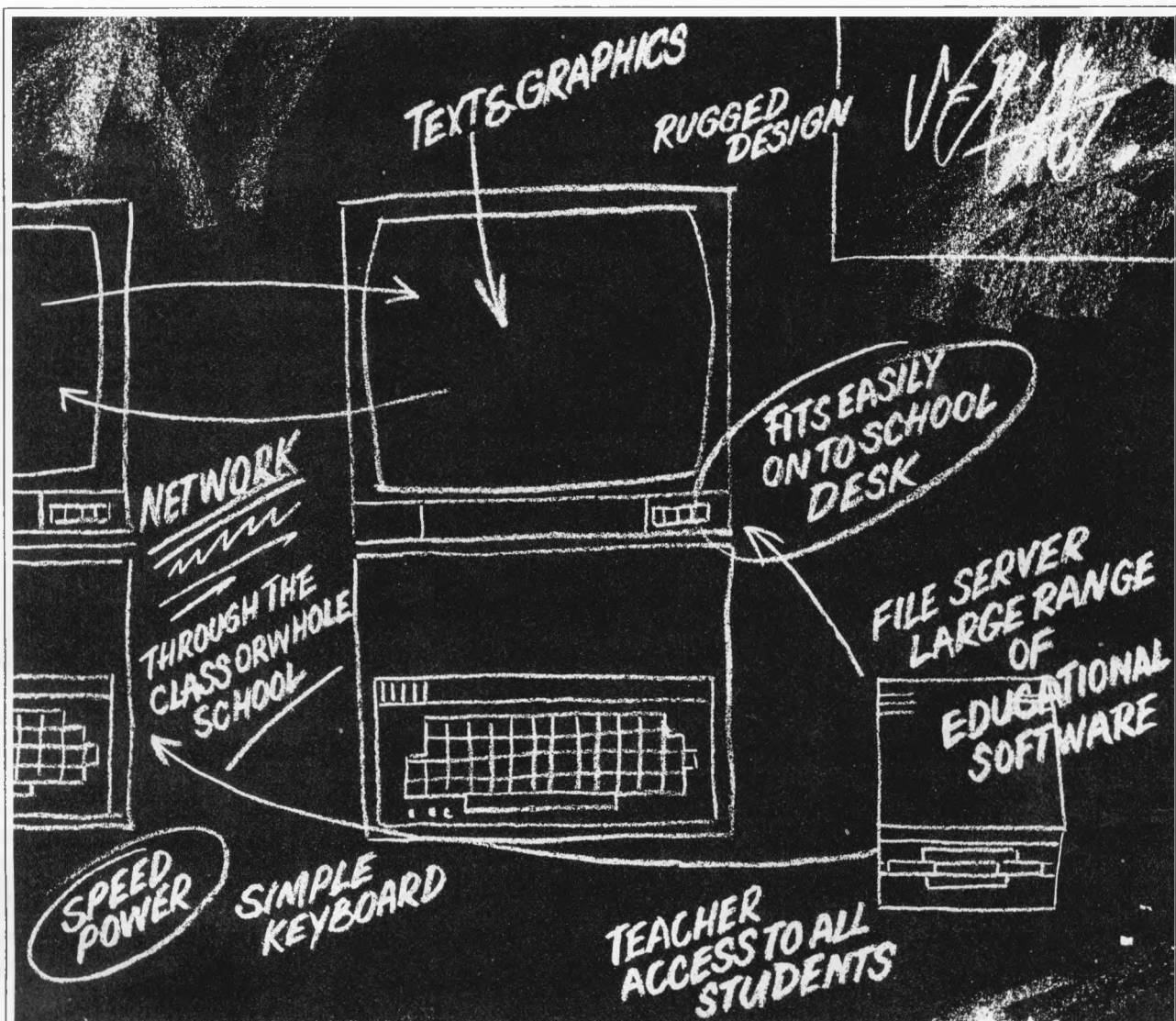
PX-8

\$1235
(*ex. Tax)



We offer the BEST After Sales Support possible.

1/27 FORGE STREET, BLACKTOWN, (02) 621-4242
P.O. Box 62, BLACKTOWN, NSW 2148 (02) 671-6951



The only computer that was designed in a classroom, not a factory.

If you want to find out how suitable a computer is for your school, ask where it was designed.

One brand, you'll find, was designed in a garage.

Most others came into being in factories.

Only one computer, the BBC micro, was actually created in a classroom.

The classroom, by the way, was at Cambridge University.

And leading the design team were those masters of educational television, the British Broadcasting Corporation.

Consequently, the BBC is one computer that adapts perfectly to the classroom.

Because it is one computer that doesn't have to adapt.

A whole bank of them can be linked together (up to 254 in fact) with the teacher (master station) in full command of the class.

The BBC computer is so simple to use that new students can make immediate progress.

At the same time, for advanced students, the BBC expands to encompass the most complex and esoteric realms of computer wizardry.

Understandably, the BBC is chosen by over 80% of British Schools and is already enrolled in over 1,000 Australian Schools.

In fact, it is now recommended by seven Education Departments in Australia.

After all, that's precisely what it was designed for.

The BBC school computer.

For more information on the BBC microcomputer and the new compact version, the Electron, send this coupon to: Barson Computers Pty. Ltd. 335 Johnston St., Abbotsford, Victoria 3067, or 7 West St., North Sydney 2060. Or phone Barson Melbourne on (03) 419 3033 or Sydney (02) 957 2588.

Name: _____

School: _____

Address: _____

Postcode: _____

BARSON COMPUTERS

BIT BUCKET

Pay-Pack Payroll

One of the major problems faced by many small Australian businesses is the lack of good-quality software to suit their specific needs.

Usually, the available products are written for larger businesses, and carry matching price tags, or they are written overseas and are not suited to Australian conditions.

Nowhere is this problem more evident than with payroll packages. There is little enough software in this category and most of that isn't tailored for the Australian market. Enter Pay-Pack from Custom-Made Software, a cost-effective package written in Australia with Australian businesses in mind.

PAY PACK		Year to 30/06/85	
ZYX ENGINEERING COMPANY		Employees	
Surname	: SMITH	Address	: 1234 Park Street
First Names	: John		: Wollongong 2500
Job Description	: Clerk	Department	: A
Employee Status	: P: Present Employee	Date Employed	: 26/04/83
Pay Period	: W: Week	Date Terminated	: /
Annual Salary	: 15200.00	Date Paid to	: 17/02/85
Payment Method	: C: Cash	Holidays taken to	: 30/06/84
		Holiday days per year	: 20.00
Tax Table	: G: General Exemption	Sick days taken	: 2.50
Dependant Scale	: C: Spouse & Child	LSL start date	: 26/04/88
Tax Rebate per pay	: 0.00	Days of LSL due	: 0.00
Earnings YTD	: 9384.22		
Tax YTD	: 1278.75	Grp Cert Written yet?	: N
Comments	:		

N = Next Employee C = Change R = Remove Employee
P = Previous H = Hourly Rates D = Deductions, etc
S = Search Employees E = Enter Employees ESC = Exit

Pay-Pack was written by mathematician and economist Dr Geoffrey Lewis, and is suitable for businesses with between three and 250 employees. The package lets you keep details on all employees, search and add new employees, and allows for casuals. Termination of employment can also be taken into account.

Payments can be described in terms of up to 100 hourly rates, which are updated across all employees if the rates change. Each employee can have up to twelve deductions or deposits, and one-off pay adjustments are also allowed for. Payments can be made in any combination of monthly, fortnightly and weekly pay periods. The system lets you edit each employee's information, to allow for any processing exceptions.

Pay-Pack will also let you perform a variety of pay runs, including general, individual, termination and holiday runs. Documentation for the system covers all details of the package and assumes no prior computing knowledge. The software itself supplements the documentation by providing help messages and menus of choices in the lower three lines of the screen.

For more information on Pay-Pack, contact Custom Made Software at 2 Chatham St, Randwick 2031; phone (02) 399 8520.

THREE TOP COMMODORE TITLES

THE COMMODORE PLUS/4 BOOK

Sarah C Meyer

Discover how to conquer the intricacies of word processing, spreadsheets, file managers and business graphics. It is all here in this clear, concise, easy to read book. \$24.95

COMMODORE 64 TROUBLESHOOTING AND REPAIR GUIDE

Robert C Brenner

This fully illustrated book will help keep your microcomputer in top operating condition. It will guide you step by step through the complexities of making simple repairs to your Commodore 64. \$26.95

COMMODORE 16 USER'S MANUAL

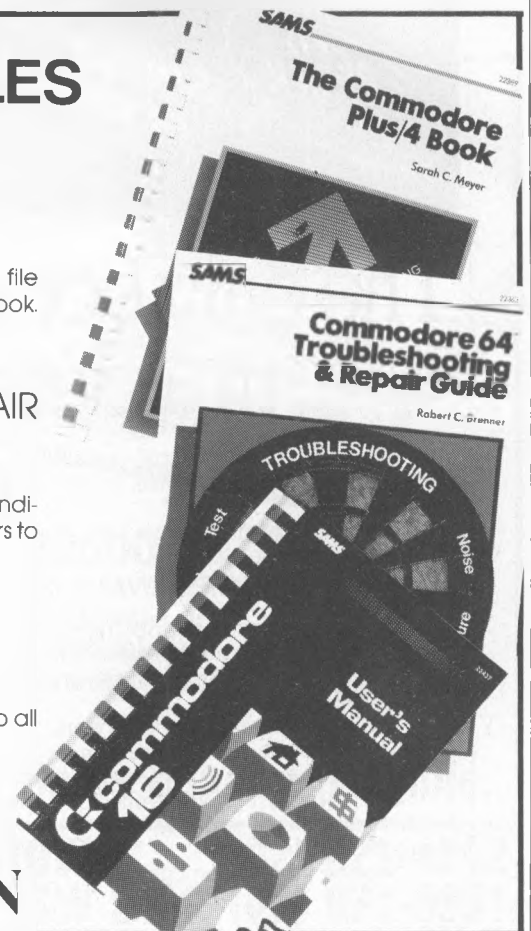
Steve Finkel et al

This intermediate level programming guide is a clear and exciting introduction to all the features of the Commodore 16. \$19.95

Please contact Pitman for free catalogue

Pitman Publishing 158 Bouverie Street, Carlton, 3053

PITMAN





Good students can learn anything. As long as they know their BBC.

Obviously, every student lucky enough to have access to a BBC computer is going to learn about computers.

But that is not the only subject they will have at their fingertips.

For the BBC school computer can enhance virtually any subject on the school curriculum.

Hundreds of educational programmes have been written for the BBC by educators in the U.K.

This material, which is of a singularly high standard, was prepared to achieve a major British Government policy objective of computer literacy in schools.

In addition, a number of State Education Departments in Australia have

written a range of curriculum specific software to plug any cultural gaps.

To simplify the learning process (not to mention the teaching process) the BBC system allows each student in the class to progress at his or her own pace.

Unlike the traditional classroom, no one is held back by the other students or, conversely, left behind.

Even the language of the computer, BBC Basic, is easier to operate so students can begin computer programming much earlier.

In short, the BBC is the computer for learning.

And once again, the British Broadcasting Corporation has helped make the learning process a pleasure.

The BBC school computer.

For more information on the BBC microcomputer and the new compact version, the Electron, send this coupon to: Barson Computers Pty. Ltd. 335 Johnston St., Abbotsford, Victoria 3067, or 7 West St., North Sydney 2060. Or phone Barson Melbourne on (03) 419 3033 or Sydney (02) 957 2588.

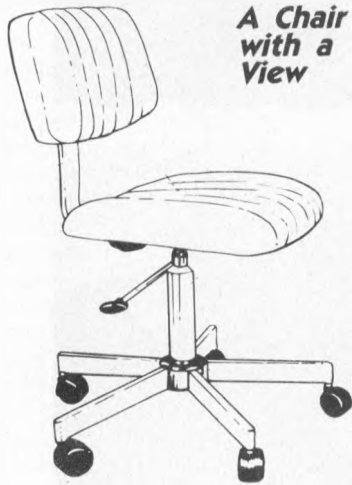
Name: _____

School: _____

Address: _____

Postcode: _____

BARSON COMPUTERS



A Chair with a View

Our regular readers will remember Richard Pakalnis. Richard used to write the Microbee column before Mike Newnham took over, and he was also famous as our advertising

manager. Well, he's gone on to better things as the administration manager for Federal Publishing. One of his duties is to supervise the purchase and repair of office furniture, and make sure we're all comfy.

As it happened, my chair, at which I normally sit when churning out such entertaining copy for *Your Computer*, was broken, and I was sent to Big Richard for help.

"Fix!" I said.

"Tomorrow!" sang Richard. And the next day a repairman took my chair away.

"When do I get my chair back?"

"Two weeks," Richard smiled. I was flabbergasted. Back in the YC part of the building I started haranguing people, "Someone get me a chair."

"No problem," says Andrea Beaty (another ad type), "how about a gas-operated ergonomic chair?" And *voila!* This gas-operated job from Sylex appeared.

It is adjustable in three ways. First,

the back can be moved in and out; a manual operation requiring undoing and doing up a screw. The same applies to the up and down adjustment of the back. However, the seat and back can be raised and lowered as a unit, using the gas-operation principle. You just pull a lever on the right side and the chair descends. Take your weight off the chair, pull the lever again and it rises. It is a simple matter to adjust the chair to the required height. As a consequence you are more likely to adjust the chair to suit different people and different tasks, resulting in increased staff comfort and reduced fatigue.

If only my old chair would never return!

The Sylex chair comes in berba, brick, natural, charcoal, black and royal blue. It has a wool covering and five-star base with castors, and costs \$199. Enquiries should be directed to Sylex at 1 Short St, Auburn 2144; phone (02) 647 2888. □


QUALITY FROM CALIFORNIA U.S.A.

OSM Computer Corporation's Zeus V.I.P.C. illustrated below is right on the forefront of technology. Featuring strict IBM PC compatibility, while at the same time offering a 20MB hard disk system with 20MB cartridge back-up, OSM quality is apparent both cosmetically and 'under the lid'. Strict IBM compatibility extends to software and hardware. OSM offers one of the widest range of systems and options. Unlike some other PC makers OSM offers upgrades for your system as your business grows. OSM's prices are around 80% of IBM's. However, customers really buy OSM because of the superb quality.

- Up to 20MB Hard Disk. (Internal)
- Up to 70MB Hard Disk. (External)
- 20MB Cartridge Drive. (Internal)
- Communications Options for IBM, HP, DEC, Others.
- Color/Amber/Green Screens.
- Full Graphics.
- Real Time Digitising.
- Runs IBM PC software and software developed for IBM PC's



OEM DISCOUNTS AVAILABLE



datatel

datatel Pty Ltd

19 Raglan St South Melbourne 3205. Tel (03) 690 4000

80 Chandos St St. Leonards 2065. Tel (02) 439 4211

S.A. — Applied Data Control (08) 79 9211

W.A. — Computer Communications (09) 458 9752

QLD. — Computer Communications Services (07) 368 1641

PLACE OF BIRTH: CAMBRIDGE UNIVERSITY

**TEACHING
EXPERIENCE:**

**ETON, CAMBRIDGE,
WINCHESTER AND 80%
OF ALL BRITISH SCHOOLS.
OVER 1,000 AUSTRALIAN
SCHOOLS.**

SUBJECTS:

**ENGLISH, MATHS, PHYSICS,
CHEMISTRY, BIOLOGY,
GEOGRAPHY, SCIENCE, ART,
MUSIC, ETC, ETC TO HSC
LEVEL.**

**RECOMMENDED SEVEN EDUCATION
BY: DEPARTMENTS IN
AUSTRALIA.**

\$859*

**With qualifications like these,
shouldn't this teacher be at your school?**

Only one teacher in the world comes with credentials such as these.

The teacher is a computer

The BBC school computer.

You'll understand why it's such a good teacher, when you consider those responsible for its education.

The professors from the Computer Studies faculty at Cambridge, for example.

The panel of experts on educational television from the BBC, to name another.

Along with the hundreds of members of the teaching fraternity, both here and in the U.K., who developed the software.

Without doubt, there is no finer educational tool you can give to the teachers at your school.

And certainly, no other teaching system quite compares as far as the students are concerned.

There is, however, one important consideration we have yet to mention.

The price.

What other teacher offers such impeccable qualifications for just \$859?

For more information on the BBC microcomputer and the new compact version, the Electron, send this coupon to the Australian distributor, Barson Computers Pty. Ltd.

The BBC school computer.

Post to: Barson Computers Pty. Ltd.,
335 Johnston St., Abbotsford, Victoria
3067, or 7 West St., North Sydney 2060.
Or phone Barson Melbourne on
(03) 419 3033 or Sydney (02) 957 2588.

Name: _____

School: _____

Address: _____

Postcode: _____

BARSON COMPUTERS

COMMODORE HEAVEN

No games, but everything else stocked at discount prices.

We directly import 100 different lines and also deal with all the usual warehouses. Let us show you how your 64 can become a powerful business machine. Scarce items such as Rabbits, always in stock.

We normally have about a dozen different printers, 15 or so word processors, 20 or more spreadsheets and databases and about the same number of accounting systems but can list here only the more popular. Ring or write for details.

GEMINI 10X Printer '85 model. Doesn't skew paper	\$375
HUSH 80 super silent printer w/-interface	\$299
SMITH-CORONA daisy wheel printer	\$495
1541 FLASH! '85 version loads all programs	\$149
FLASH! '85 with built-in ON/OFF switch	\$159
CSM 1541 Disk Align Program for the 1541 drive	\$69
64 DOCTOR	Disk \$42, Tape \$39
RABBIT (busts copy protect loads tape fast as disk)	\$75
ARROW (C64/VIC-20) faster still. With built-in ML monitor	\$79
GENEALOGY PROGRAM (664 names, 6 different printouts)	\$85
MINI PROBER (also IBM, Apple)	\$49
PROTEK Acoustic Modem 1200/1200, 1200/75	\$150
MAE 64 Macro/Assembler	\$85
VIC-TREE for programmers	VIC \$119, C64 \$149
ZEUS Assembler (19 commands)	\$35
AUTOLOAD/DIRECTORY Cartridge	\$39
SUPERBASE Stepping Stones	\$25
BANNER MACHINE Now makes long printouts	Disk \$69
MSD SUPER DUAL DISK DRIVE with spike protect transf.	\$1250
64K MEMORY EXPANSION for 64 and VIC 20	\$299
VOICE MASTER synthesise your own voice	\$99
CURRAH SPEECH 64 two tones	\$69
CASSETTE INTERFACE and DUPLICATOR	\$69
ASTROLOGY Also for Apple II + and IBM Pc	\$85
EPROM CARTRIDGE	\$39
C64 MOTHERBOARD W/-reset switch	5-way \$149, 3-way \$79
PRINTER GRAPHICS UTILITY	Disk/Tape \$25
64 SUPER FONT	Tape \$25
INTERCEPTOR SUPABASIC	\$29
SPEED BASIC	Disk/Tape \$25
ULTRABASIC 64	Disk/Tape \$79
SIMON'S BASIC	\$75
BLITZ! The Fast Compiler of all, says Computer's Gazette	\$149
8502 PROGRAM DEVELOPMENT CASSETTE	\$29
SPRITMASTER	\$35
TOUCH TYPING TUTOR	Disk/Tape \$24
SARGON CHESS 2	Disk \$29, Tape \$25
COLOSSUS CHESS	Disk \$29, Tape \$25
GRANDMASTER CHESS	Disk \$29
SYNTHY-64 (music modules in stock)	\$19
SUPER TEXT 80 column program. Doesn't need hardware	\$108
HESWRITER	\$55
WORDPRO 3 PLUS with Spellright	\$89
HOMEWORD	\$69
SOFTSMITH	\$49
EASYSRIPT 64	\$89
TOTL TEXT Enhanced. Best word proc. of all	(64/VIC) \$45
TOTL SPELLER works with Easyscript, Bank Street	(64 Vic) \$59
TOTL KEYWORD CROSS REFERENCE	\$45
TOTL MAILING LIST/LABEL	Disk/Tape \$39
THE MAILER	Disk \$49
LETTER WRITER	Disk/Tape \$19
HOME DIARY	Disk/Tape \$19
AUTOCALC 64	\$45
BUSICALC 1	Disk/Tape \$59
BUSICALC 2	Disk/Tape \$105
MAGPIE famous British database, now for C64	\$99
dialog DFM DATABASE	\$45
dialog DATABASE+MAIL LABEL	\$49
TOTL DATABASE "RUN" says Best Buy	\$79
TOTL BUSINESS (Latest Compiled Version)	64/VIC-20 \$159
GENERAL LEDGER TOTL's newest compiled program	\$69
64 ACCOUNTING by Software Design Inc.	\$99
TIME/MONEY MANAGER	\$69
TOTL Time Management rated 4 stars	(VIC \$45) \$29
HOME ACCOUNTS	\$45
PERSONAL ACCOUNTANT	\$34
CASH CONTROLLER	\$29
EXPENSE MANAGER	\$19
dialog TRANSACT book keeping system	\$45
dialog INVOSTAT invoices and statements	\$45
dialog STOCK-AID stock control inventory	\$45
PET-1-GREE (US Kennel Club approved)	\$125
CHARTIST Stocks & Shares prints graphs 2 sizes	\$149
COMPUTER STOCKS AND BONDS	Tape \$39
COMPUTER MECHANIC log book + maintenance guide	\$19
Edumate Light Pens the best, precise to a pixel	\$49
Rasco Screen Dump	\$45
Numeric Keypad 64/20	3 models from \$119

Chambers Computer Supplies

Bankcard, Visa & Mastercard Accepted

(03) 700 2451

48-50 MONKHOUSE DRIVE,
ENDEAVOUR HILLS, MELBOURNE, 3802

TEXT FILE

Competition Winner Explains

I AM WRITING concerning the article in the January issue on the 'Great Aussie Software Competition'.

I was very pleased to have been judged the winner of the competition and also very surprised, as I didn't expect my program to be picked ahead of so many other entries. I was, however, quite taken aback to see the sample reports which I submitted with the program also printed in the article, as they carried the names of students attending the college.

Let me make it quite clear the sample reports were just 'mock-ups' - they were not real reports as would be submitted to parents. The sample reports were written by me in the process of debugging the program and, as all programmers will testify, that process can be lengthy and frustrating; after doing this for several hours it becomes increasingly difficult to think of a name to be input to the computer, and the task of writing a comment even more so. Unfortunately, I used real names instead of 'Joe Bloggs' or 'Fred Nurk'.

It is my practice, and that of the school and of all the other teachers, to ensure student reports are confidential. Great care is taken to write a comment that is fair and informative.

I would hope all who read the reports realised their experimental nature from the style. However, I felt I should write in order to explain the situation; I sincerely trust no embarrassment is caused to any of the students mentioned or to the school.

SIMON HISCOX
Wantima, Vic

MPF 2 Owner in Dire Straits

I OWN AN MPF 2 computer into which I have been trying to load printer driver software. The MPF 2 is a 64K Apple look-alike, made in Taiwan, so the documentation is, at best, sketchy.

My configuration comprises the microprocessor and a cassette drive. I bought an Olivetti Praxis 35 typewriter that has an inbuilt parallel interface. The distributor, Emona Enterprises, sold me a cable and a printer driver software cassette.

I have tried loading the cassette and it gives a syntax error on completion. I then tried using the monitor 'call' routine (in the MPF 2, 'CALL -159') to load the program. This appears to work, but when I try to print from BASIC, it seems the program has not loaded. It prints eight unrecognisable characters (1 per bit) for each character that is to be printed.

It appears the part of memory into which this software has to load is protected, and

this status can be changed by accessing a particular location. When I access this location, the screen goes into reverse video and I have to reset the computer in order to continue.

The distributor is unable to help me further, so I wondered if there are any MPF 2 users or user groups using the cassette printer driver software. If there is a fee for this service, I would be happy to pay any reasonable amount.

GEORGE BRIANSKY
North Balgowlah, NSW

If anyone can help, please write to us here at *Your Computer*, or give us a ring. George - if you're still out there, could you please contact us as we've lost your address.

More Ways to Damage your Disks

CONCERNING THE article 'How Vulnerable are your Disks?' in the November '84 issue, I am surprised the author overlooked one major cause of damage to magnetic media - the home hi-fi speaker (and portable cassette players).

Speakers have a very strong magnetic field. I have had the experience of lending a pre-recorded cassette to a friend and receiving it back with one side erased. The cassette was left sitting near the speaker of a portable cassette player which was being used.

The article also overlooked the effect of a phone's bell, concentrating instead on the effect of a phone during conversation. The phone's bell is a strong electro-magnet; if a disk is left near a phone which starts ringing, it is quite possible data will be lost. Perhaps these areas need further investigation.

PAUL OLSSON
Cooper Pedy, SA

Threats from a Microbee Fan

I AM VERY disappointed you continue to omit the Microbee column from your magazine. As there are thousands of Microbee owners throughout Australia I would have thought a column for the Microbee would have been a regular monthly feature.

My sole reason for subscribing to *Your Computer* was to learn as much as I could about my machine. If you continue to omit the Microbee column I will have no reason for renewing my subscription next year!

L. RILEY
Banyo, Qld

Hang in there - the Microbee Column is about to reappear as a regular feature, starting with the April Issue.

Tallgrass' integrated tape backup – clearing the PC path.



Tallgrass Technologies' hard disk drives with integral cartridge tape backup. They offer serious users of PC's unmatched performance in mass storage, speed, and data integrity together with the highest capacity PC backup system available, integrated for simplicity, speed, and ease of use.

For the serious user, that's the direct path through the PC jungle.

MASS STORAGE. Tallgrass expands the capacity of your PC with hard disk drive/integral cartridge tape back systems in formatted capacities of 12-70 megabytes.

SPEED. The unique Tallgrass on-board buffer greatly increases data transfer rates in comparison to conventional systems – substantially decreasing loading and retrieval times.

DATA INTEGRITY. Tallgrass ensures data integrity with high level error checking and options including duplicate directory, read after write verification, and a dedicated 'head landing' zone that precludes data loss during power downs.

BACKUP. Tallgrass' unique integral cartridge tape backup combines speed with high capacity to encourage reliable routine operator backup of your data.

COMPATIBILITY. Tallgrass systems are fully compatible with a growing list of IBM-compatible PC's including IBM PC and XT, Columbia, Corona/Wordplex, Compaq, Eagle, Olivetti, Panasonic, Pantek, Televideo, and T.I. Professional.

NETWORK READY. Fully compatible with industry standard

networks such as PC Net – II and 3 Com, Tallgrass hard disk/cartridge tape systems offer the capacity, speed, data integrity, and backup essential to local area networks.

Since pioneering integral cartridge tape backup systems, Tallgrass has remained the US industry standard. For economy, ease of use, reliability, high speed loading and retrieval, and multisystem compatibility, Tallgrass is by far the best mass storage system on the market today.

Follow the Tallgrass path to your nearest Tallgrass Dealer and transform your personal computer into a powerful data processing system.

AVAILABLE FROM LEADING PERSONAL COMPUTER RETAILERS THROUGHOUT AUSTRALIA.

For further information contact
Tallgrass Technologies Australia Pty. Ltd.,
Suite 1/34 East Street, Five Dock, N.S.W. 2046.
(02) 712 2010, 712 2003.



**Tallgrass
Technologies**
Australia

Committed to Memory.


MEGAWORKS™ WITH APPLEWORKS.™

AppleWorks and Apple //e and //c are registered trademarks of Apple Computer, Inc.

You already know AppleWorks™ is the powerful program that combines the three most popular applications for your Apple //e and //c. Its only drawback is the absence of two key functions.

That's why MegaWorks with AppleWorks.

MegaWorks is the mail merge and spelling correction program designed exclusively to complete the AppleWorks package. Your knowledge of AppleWorks makes MegaWorks simple to use. Mail merge lets you print personalized form letters from a single master letter and list. The spelling checker corrects misspelled words in documents and "word wrap" retains its original format, a function unavailable in many popular programs. The dictionary allows you to personalize your work with the addition of 10,000 words to its 40,000 word library.



MegaWorks completes AppleWorks.

See the complete works for your Apple //e and //c today at your local Apple dealer.

**Software
Source Pty Ltd**

Software Source Pty. Ltd.
P.O. Box 311
Bondi Junction 2022
Phone: (02) 389 6388

PROGRAMMER'S WORKBENCH

RECENTLY I HAD occasion to venture into the insides of dBASE II's index files, and I thought a description of them might help others trying to access them from outside dBASE.

The reason I was delving into the innards of the files was one that is common to a number of systems: speed of printing mailing labels. The problem is particularly acute with systems based on databases like this one:

Name	c	30
Position	c	20
Company	c	30
Suite	c	30
Street1	c	30
Street2	c	30
Town	c	20
State	c	6
Postcode	c	8
Country	c	20

where any of the fields name, position, company, suite, street2 and country can be blank. If they are blank, chances are you (or your client) don't want a blank line in the middle of an address label, so you have to detect blank fields. This is most usually done by a program like the one shown in Listing 1. Because there are 64 different ways of printing a label, there will be 64 stubs for the IF ... ELSE ... ENDIF statements, 63 of which will not apply for a given record. These will be skipped over as the unexecuted parts of IF ... ELSE ... ENDIF statements, which takes considerable time as the dBASE macro preprocessor continues to examine every line in case a macro happens to expand into an ELSE or an ENDIF (something you would never intentionally do, right?). ▶

This month, Les has material of interest to dBASE users, including some special tricks for those using dBASE under MP/M or Concurrent CP/M, as well as a few tips for CP/M 86 users.

```
IF name = ' '
  IF position = ' '
    IF company = ' '
      IF suite = ' '
        IF street2 = ' '
          IF country = ' '
            * print street1,town,state,postcode
          ELSE
            * print street1,town,state,postcode,country
          ENDIF
        ELSE
          IF country = ' '
            * print street1,street2,town,state,postcode
          ELSE
            * print street1,street2,town,state,postcode,country
          ENDIF
        ELSE
          * print street1,town,state,postcode,country
        ENDIF
      ELSE
        * print street1,town,state,postcode,country
      ENDIF
    ELSE
      * print street1,town,state,postcode,country
    ENDIF
  ELSE
    * print street1,town,state,postcode,country
  ENDIF
ELSE
  * print street1,town,state,postcode,country
ENDIF
```

Listing 1. Address label program with blank line deletion.

APPLE EDUCATION SOFTWARE

Now available in Australia —
STARDUST SOFTWARE'S 'THREE IN ONE'!

**WORD RESCUE MATH-MANIA
FOREIGN FRENZY**

Hi-res animation and sound
Step-by-step on-screen instructions
Skill levels for ALL AGES
Extensive HELP SCREEN
Instant feedback
Optional timer
HINT key
2 Disks

WORD RESCUE

- ★ 1000 Words (Completely revised for Australia)
- ★ Level generator — enter and save your own words
- ★ 10 Skill Levels
- ★ Great for weekly spelling lists!

MATH-MANIA

- ★ Addition ★ Division
- ★ Multiplication ★ Subtraction
- ★ 10 Levels each
- ★ Sharpen old skills! Develop new ones!

FOREIGN FRENZY

- ★ 750 FRENCH words
- ★ Level generator: Enter and save vocabulary in any language.
- ★ A great aid in learning any foreign language

**MAKES LEARNING FUN
ALL THREE PROGRAMMES ONLY
\$55 POST FREE**

FREE? DISKETTES...

APPLE II + /E COMMODORE 64 — ATARI USERS

SAVE MONEY! Users of the above machines can use the diskette flip side if another 'write enables' notch is correctly made.

The DISK-NOTCHER by QUORUM quickly solves that problem. It's like FREE DISKETTES!

Stainless steel guide Easy leverage handle
Clippings catcher Square notch cut
Black finish Get the BEST!

THE QUORUM DISK NOTCHER IS JUST \$18
POST FREE!

QUORUM CERTIFIX

APPLE USERS — BE SAFE! Your 'free disk' is certified error free with CERTIFIX. It 'LOCKS OUT' flaws, yet the rest of the disk is usable. Status report displayed and saved to disk. CERTIFIX is convenient! It formats and initialises your disk in genuine Apple DOS 3.3 too!

QUORUM CERTIFIX IS ONLY \$30.

**APPLE USERS SPECIAL OFFER
DISK NOTCHER PLUS CERTIFIX JUST \$38
POST FREE — SAVE \$10!**

Send cheque, money order or Bankcard details to:

IDEAS INTERNATIONAL Pty. Limited
P.O. BOX 103,
NORTHBRIDGE,
N.S.W. 2063.

PROGRAMMER'S WORKBENCH

Byte	Contents	Meaning
0 - 1	2 bytes	Reserved
2 - 3	16 bit no.	Node number of root node
4 - 5	16 bit no.	Node number of next available node
6	8 bit no.	Length of key (LKEY)
7	8 bit no.	Length of key + pointer (LKP = LKEY + 2)
8	8 bit no.	Max. no. of keys per node
9	flag	0 for character key, non-0 if numeric
10 - 109	byte string	Key expression in ASCII (null terminated)
110 - 511	byte	Garbage

Figure 1. Structure of Node 1 of a dBASE index.

Byte	Contents	Meaning
0	8 bit no.	number of keys in this node
1 - 511	array	keys + pointers

Figure 2. Standard structure of all other dBASE nodes.

Byte	Contents	Meaning
0 - 1	16 bit no.	Pointer to lower level node
2 - 3	16 bit no.	Pointer to record in DBF file
4 - n	char	Key value

Figure 3. Structure of an array entry.

The result of this is a labeling program that can be over a thousand lines long, after you take into account the extra code required to print labels three across. And as a corollary of this, such programs are ssslllooooww — we've measured one as taking 45 seconds between printing sets of three labels.

How do you speed it up? There are other ways of writing label printing programs, using macros, but they provide very little improvement. Perhaps an assembly language subroutine called from dBASE could do a better job, but that's a lot of effort to solve one particular problem.

Some time ago, I'd written a PL/I program to read the contents of a dBASE database, examine the structure of the database, and generate a program to access that database. The purpose of this program was for file conversion, but it can also read through databases and list them faster than dBASE can. The only problem is that it reads the database in record number sequence, not in index sequence, and I'd given away accessing the index files as too tricky a problem for the time being.

Here we had the germ of a solution to the label printing problem — use a PL/I program to access the database and print the labels. The form of the program would be the same — lots of nested IFs and ELSEs

— but an IF in PL/I compiles to an assembly language jump statement which jumps past the unexecuted code and doesn't waste time trying to interpret it. The result has to be much faster execution speed.

Only drawback: getting at the database in index sequence. This is particularly important because most mailing lists are indexed in either postcode or National Presorting Plan sequence, and printing labels in any other sequence is unacceptable. So the time had come to wrestle with the dreaded index files. As it turned out, it's not as bad as all that.

A dBASE index file is a tree structure (see Figure 1), consisting of nodes which either point to other nodes or to the appropriate records in the database file. Each node is 512 bytes long, and the number of index entries it contains depends on the key length.

However, the first node has a special function. Its structure is as shown in Figure 2.

Byte 6, the length of key, is the length of the key plus the two-byte pointer to the associated record. Byte 7 (LKP) is this length plus the length of the pointer to lower-level node (see below).

All other nodes have the structure of Figure 3, where each entry in the array has the structure shown, which is LKP bytes long.

DEKER WE DO THE LOT! IBM COMPATIBLES

SALES ★ SERVICE
HIRE ★ LEASE

Ring **(02) 647-2744**

OR fill in the coupon below

With over 10 years experience.



OLIVETTI M 24
\$3400 inc. tax
for Single Floppy



\$3995
+ tax if applicable

For the Enthusiastic Hobbyist:

DEKER XT-Compatible

MINISCRIBE Hard Disk

IBM & Compatibles:
Used by IBM-XT
12 mB/10 mB formatted

\$1399 + tax

★ Designed for 5 years maintenance free ★

SHUGART 10 mB formatted
\$1399 + tax also available

TEAC 55B 5 1/4"



Slimline DSDD

360 kB drive
IBM &
compatibles

\$190
+ tax

The ULTIMATE IBM-PC Compatible computer

\$1995 + tax

DEKER PC Single Computer Board
\$699 + tax

OKI/IBM format keyboards **\$199** + tax
Power Supplies 130 watt **\$175** + tax
Monographic graphics card **\$360** + tax
High Resolution (720 x 348) with
Parallel port & HBasic
Multi I/O adaptor **\$260** + tax
256K RAM card without
RAMS **\$100** + tax
64k RAM sets
(150 NS) **\$55** + tax

UNBEATABLE PRICES ON

★ **PRINTERS** ★ **SOFTWARE** ★ **MONITORS**

Daisywheel Dot Matrix plus Brother HR25 **\$799** + tax

OLIVETTI Praxis-35 **\$600** + tax



with Centronics
interface built in

Floppy drive controller card w. parallel port **\$260** + tax
Colour graphics adaptor **\$290** + tax
DEKER-XT Compatible Cabinets **\$90** + tax
Printer cable **\$35** + tax

FILL IN THIS COUPON

DEKER
BUSINESS MACHINES

174 Parramatta Road,
Auburn, 2144.
Ph: (02) 627-2744

Name

Address

Item

Quantity

Bankcard

Signature

Expiry Date

Postcode

\$ enclosed

Mastercard

The basic solution is to read node zero, which contains information about the key lengths, number of the root node, and so on, and then start by reading the root node. This will contain an arbitrary number of key entries, which in most cases will not be valid pointers to the DBF file, but instead will point to other nodes in the index file. If a key entry contains a non-zero pointer to a lower-level node, then the next step is to suspend processing of this node and instead traverse the lower-level node, returning to this one when finished.

If a key entry has a zero pointer to a lower-level node, then it is in fact a valid pointer to the DBF file, and the program prints this out. A node which contains pointers to the DBF file is called a leaf, since it is at the lowest level of each branch of the tree.

Listing 2 is a PL/I program which will traverse any dBASE .NDX file, listing the node numbers, pointers and key values. It was developed firstly while experimenting with this technique for getting at the .NDX files, but I suspect it may also be useful for diagnosing corrupted index files.

If you want a compiled version, the usual arrangement applies: send a blank disk and return paid envelope to Les Bell and Associates, PO Box 297, Neutral Bay Junction NSW 2089 and we'll send it back to you.

Adding CLS to CP/M

One of the nice things about MS-DOS is the number of convenience features built in, particularly for use with batch files. Quite often, in seminars, I'm using large projection TVs to display what's going on on the screen of the PC, and those at the back can't see the bottom of the screen - so I use the DOS CLS command to clear the screen.

I'm currently working on an updated CP/M course (covering CP/M Plus, Concurrent CP/M and other niceties)

```

traverse:
  proc options (main);

/*****
*
*   Procedure to traverse dBASE II index file extracting
*   record numbers
*
*****/

%replace
  true by '1'b,
  false by '0'b,
  CLRSCR by '^Z',
  HALF by '^}',
  FULL by '^(';

  dcl
    1 record zero,
      2 reserved fixed binary (15),
      2 root node number fixed binary (15),
      2 next avail node fixed binary (15),
      2 lkey fixed binary (7),
      2 lkp fixed binary (7),
      2 max keys per node fixed binary (7),
      2 flag fixed binary (7),
      2 key expression char (100),
      2 garbage (402) char (1);

  dcl node no fixed binary (15);
  dcl filename char (15) varying;
  dcl index file file;

  put list (CLRSCR);
  put skip (3) list ('Name of file to traverse: ');
  get list (filename);

  open file (index file) record input direct keyed
    environment(Fixed(512),Buff(1024)) title (filename);

  node no = 0;
  read file (index file) into (record zero) key (node no);

  /* Display details from node zero */
  put skip list ('Record zero details');
  call details;

  /* Now traverse the tree */
  call list(root_node number);

  close file (index file);

  details:
  proc;

  dcl exp_type char (7);
  dcl exp_end fixed binary (7);
  dcl pr_key_expression char (100) varying;

  if record zero.flag = 0 then
    exp_type = 'Char';
  else
    exp_type = 'Numeric';

  /* extract key expression from node */
  exp_end = index(key expression,'~@');
  pr_key_expression = substr(key expression,1,exp_end);

  /* Now print the details neatly */
  put skip edit ('Root node number:',root_node number,
    'Next available node:',next avail node,
    'Length of key:',lkey,
    'length of key plus pointer:',lkp,
    'Max. keys per node:',max_keys_per node,
    'Key expression type:',exp_type,

```

Listing 2. The final PL/I version of the dBASE .NDX traverser.

```

                'Key expression:',pr key expression)
                (skip,a(27),x(1),f(5),skip,a(27),x(1),f(5),
                 skip,a(27),x(1),f(5),skip,a(27),x(1),f(5),
                 skip,a(27),x(1),f(5),skip,a(27),x(1),a(7),
                 skip,a(27),x(1),a(50));
end details;
list:
  procedure (node no) recursive;
  dcl node no fixed binary (15);
  dcl l node,
        2 no of keys fixed binary (7),
        2 stuff (511) char (1);
  dcl key ptr ptr;
  dcl l entry based (key ptr),
        2 down pointer fixed binary (15),
        2 record no fixed binary (15),
        2 key char (100);
  dcl (i,j,last char) fixed binary (15);
  dcl leaf bit (1);
  read file (index file) into (node) key (node no);
  /* locate end of valid data in node */
  last_char = node.no of keys * record zero.lkp;
  /* extract each key */
  do i = 1 repeat i + lkp while (i <= last char);
    key ptr = addr(node.stuff(i));
    /* if there's a pointer to a lower level, don't print */
    /* the key value but instead output a message and */
    /* call list to traverse the lower node */
    if key ptr->entry.down pointer ^= 0 then do;
      put edit (HALF,'Node No: ',node no,' Key: ')
        (skip,a(2),a(9),f(5),a(8));
      do j = i + 4 to i + lkey + 1;
        put edit (node.stuff(j))(a(1));
      end;
      put edit (' points down to node ',
        key ptr->entry.down pointer,FULL)
        (a(20),f(5),a(2));
      leaf = false;
      call list(key ptr->entry.down pointer);
    end;
  else do;
    /* print the key value and record number */
    put edit ('Node No: ',node no,' Key: ')
      (skip,a(9),f(5),a(8));
    do j = i + 4 to i + lkey + 1;
      put edit (node.stuff(j))(a(1));
    end;
    put edit (' points to record ',key ptr->entry.record no)
      (a(20),f(5));
    leaf = true;
  end;
end;
/* if this node is a leaf then there's a final pointer */
/* to the next node with higher key values */
if ^leaf then do; /* Catch final node */
  put skip edit ('i = ',1)(a,f(5));
  key ptr = addr(node.stuff(i));
  if key ptr->entry.down pointer ^= 0 then
    call list(key ptr->entry.down pointer);
end;
end list;
end traverse;

```

```

; CLS.A86 -
  clear screen utility
;
finish equ 0
conout equ 2
clear equ 26
bdos equ 224

cseg

org 0100h

mov dl,clear
mov cl,conout
int bdos
mov cl,finish
int bdos

end

```

Listing 3. Clear screen program for terminals that use Control-Z.

and wanted to avoid the problem with CP/M, which doesn't have a CLS command built in. How to get around the problem?

Users of Lear Siegler, Televideo and similar terminals may already have discovered one way around this problem. Simply type a control-Z and then RETURN. CP/M will try to interpret this as a command, decide it isn't valid, and spit it back at you. As ↑Z is the clear screen command for these terminals, the screen will clear, and you'll get a question mark at the top (the remainder of the error message), followed by the A> prompt.

Of course, this isn't terribly elegant, and a better solution would be to write a program to do the job. It's an example of the kind of simple little program that takes almost no effort at all to write yet is very useful.

Listing 3 is a version for terminals which use only a single-character clear screen command – usually ↑Z (hex 1A, decimal 26).

This shows the standard way of writing programs for CP/M-86, and of calling the CP/M-86 BDOS functions. It's so simple you can virtually type in the hex codes for it without having to create an assembly language source file.

If you have an IBM PC or a more

Let's Talk GrafTalk™

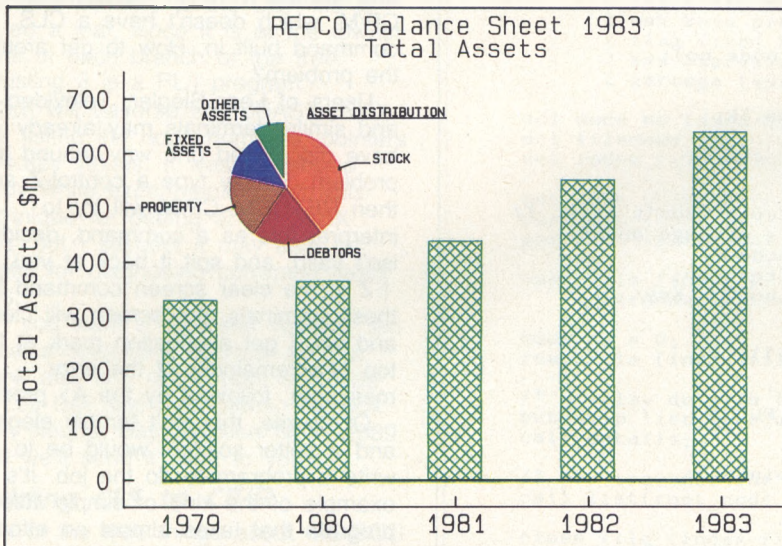
GrafTalk is business graphics software that works as hard for your business as you do.

You can use GrafTalk the way you'd like.

GrafTalk is flexible in accepting commands. You can type English-language commands interactively, run commands from disk files or the in-built editor, or use GrafTalk's menus if you prefer.

GrafTalk has all the graphics features you need.

Choose from stacked, percentage, clustered or floating bars; exploded pies, line plots, scatter diagrams and combinations of all of these. Adjust styles and sizes to suit your needs.



PREPARE DISPLAYS FOR ANNUAL REPORTS

Chances are it works with the hardware you already have.

GrafTalk runs on CP/M-80 systems (even those without screen graphics), the IBM-PC, Sirius, DEC Rainbow, Zenith Z100, and many more. 16-bit systems need only 128kB of memory.

GrafTalk drives so many screens, plotters, and printers that we don't have room to list them all. Development is continuing — watch for the release of support for Apricot and the Textronic color ink-jet printer.

(Charts shown here were produced with Houston and Hewlett-Packard plotters, on a Televideo 803.)

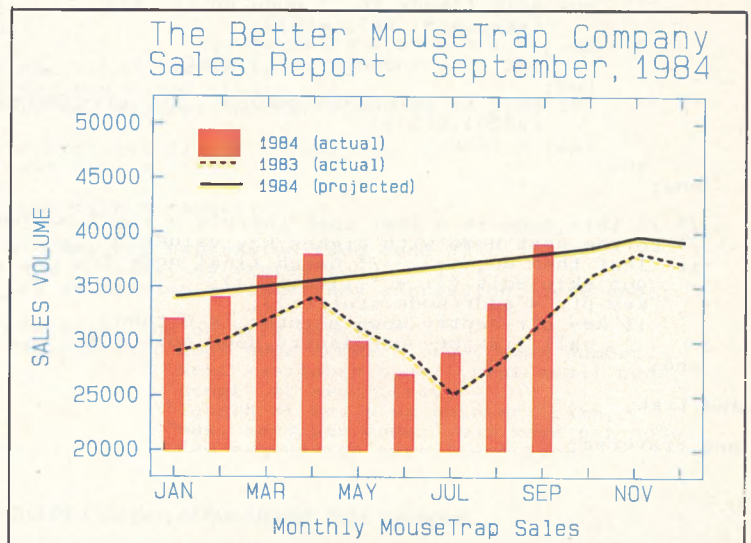
GrafTalk is a trademark of Redding Group Inc.
CP/M is a registered trademark of Digital Research.

GrafTalk is easy to use

Even a first time user can produce a sophisticated graph with a few simple commands. As you gain more experience, you can choose to use any of GrafTalk's more than 100 commands. Commands are available that allow all degrees of "fine tuning" for your graphs.

GrafTalk has excellent documentation

GrafTalk's documentation is readable, complete and easy to use. The User's Manual consists of full color examples designed to show you step-by-step how to produce the graphs you want. The Reference Manual classifies and describes fully every available command.



UPDATE MONTHLY REPORTS QUICKLY AND EASILY

Features of GrafTalk

Flexible Data Input

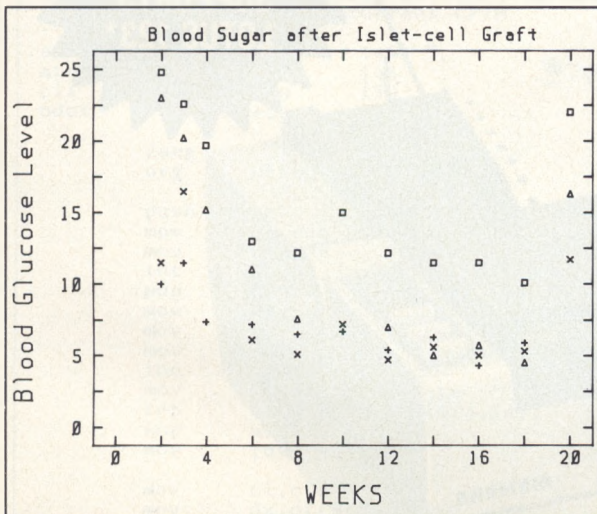
GrafTalk will extract data from any text file, including Printer files from most spreadsheet programs. Blank lines and headings are ignored. Unwanted data can be easily masked off. Commas, dollars signs etc do not affect the interpretation of data values.

Mini Spread Sheet

The inbuilt spreadsheet allows the user to view and adjust data, perform arithmetic operations, create new rows and columns, name rows and columns, create sub-sets, and output data to disk or printer. Unassigned values are allowed.

Menu Mode

High-speed screen oriented menus are provided. Write your own menus for your standard operations. Switch between menu mode and command mode at any time.



SUITABLE FOR BOTH SCIENTIFIC AND BUSINESS APPLICATIONS.

Axis Features

Adjust the number and position of axes. Select numeric labels, or text or special labels such as months, days or years. You can use automatic scaling, or nominate the range for each axis.

Interactive Graphics

Use the joystick, mouse, or light pen to select a region on the screen, and position legends and text.

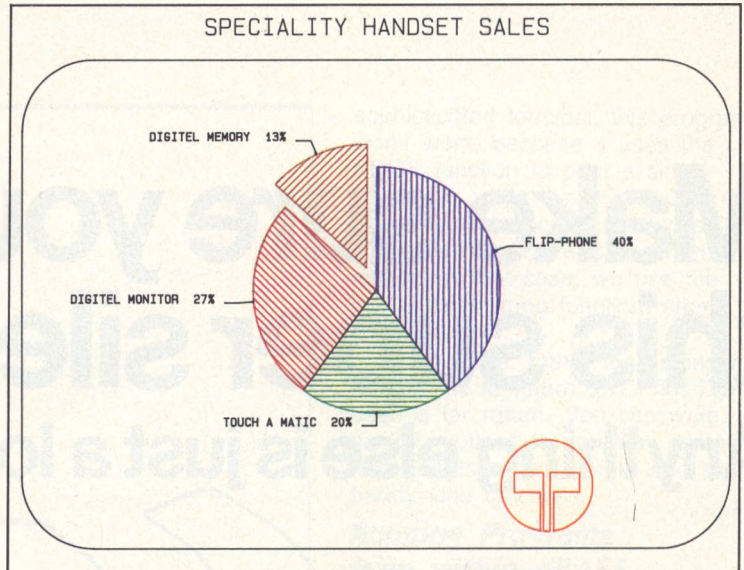
Advanced Features

Declare variables, interactive sketch commands, circle and arc, absolute and relative moves, draws and marks, screen or graph coordinate systems.

GrafTalk is distributed in Australia by:

FMS

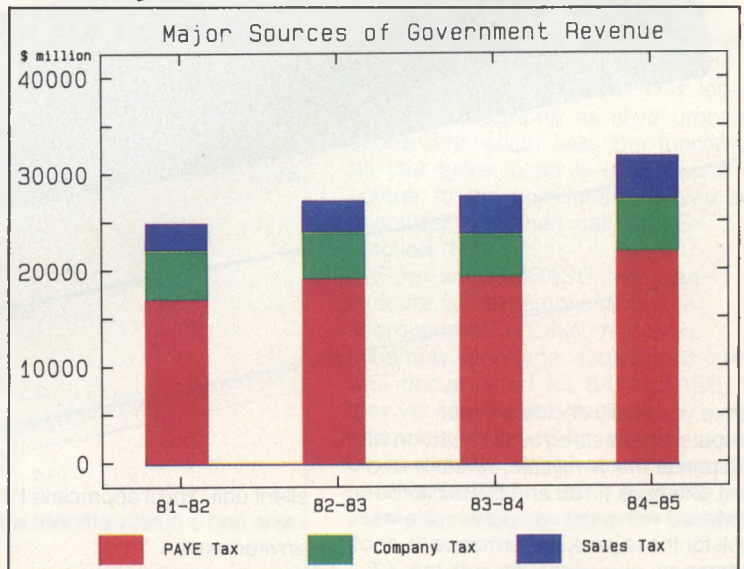
95 Canterbury Rd, Middle Park, Victoria 3206.
Telephone: (03) 699 9899. Telex: AA 31604.



ADD LOGOS WITH MOVE, DRAW AND ARC COMMANDS.

Editor

The powerful screen-oriented text editor within GrafTalk is a very valuable tool for developing graphics. It can be used to create files containing commands, data or both. The editor has commands to allow you to run all or part of a file. If errors are found during execution, GrafTalk returns to the editor, with the cursor pointing to the offending line.



GrafTalk Speaks Your Mind

Price: \$570 (ex Sales Tax)

DEALER ENQUIRIES WELCOME

SIEMENS

Make sure you specify this super silent printer

Anything else is just a lot of noise



**IBM® PC
COMPATIBLE
SUPPORTS
LOTUS 123***

Before you finally decide on your computer, make sure your first add-on will be a printer that is reliable, versatile and quiet. Siemens PT88 and PT89 can be interfaced with most computer systems. Look for these peak performance features.

- Full EPSON® compatibility
- 80 or 132 column
- Variable character pitch
- High speed (150 cps) printing
- Tractor and friction feed
- Full graphics capability
- Consistent print quality
- High duty cycle

Siemens PT88 and PT89 Ink-Jet Printers put it all together with one compact, super

silent unit. You'll appreciate the long term value and a quietly efficient working environment.

Distributed Australia wide by:
BDS Computer Australia Pty. Ltd.
Melbourne: (03) 690 1222
Sydney: (02) 437 4122
Brisbane: (07) 353 3090
Adelaide: (08) 79 9211
Perth: (09) 322 1206

BDS Dealers
ACI Computer Services (03) 543 6166
Insystems Pty. Ltd. (03) 690 2899
Hisoft Aust. Pty. Ltd. (03) 529 2333

Siemens Ltd.
Melbourne, Sydney, Brisbane, Perth

Send now for Free Booklet

To BDS, 145 Sturt Street,
South Melbourne, Vic. 3205

Please forward your informative free booklet on "All you ever wanted to know about printer systems... now the facts."

Name

Position

Company

Address

Quietly impressive printers from Siemens

* IBM is a registered trademark of International Business Machines Corp. * 123 and Lotus are trademarks of Lotus Development Corp. * EPSON is a registered trademark of EPSON America, Inc.

698/1192

```

; ibmcls.a86 - clear screen for IBM PC
      cseg
      org      0100h
cls:
      ; clear screen on IBM PC, Hyperion, etc.

      mov     cl,9
      mov     dx,offset msg
      int     224
      retf
endcs
      equ     $

      dseg
      org     offset endcs
msg    db     1bh,'ES'
endds  equ     $
      cseg
      org     offset endds

      end

```

Listing 4. Clear screen program for the IBM PC.

```

; dbcmd.a86 - command file to run programs from within dBASE II
; under MP/M-86 and Concurrent CP/M

set priority    equ     145
attach_con     equ     146
cli            equ     150
bdos           equ     224

      cseg
      org     0ff00h

      push   bx
      mov    cl,set priority ; dBASE passes parameter address
      mov    dl,196         ; in bx
      int    bdos          ; higher priority than normal
      pop    bx
      mov    ch,0
      mov    cl,[bx]
      mov    si,bx         ; get length byte
      inc   cl             ; copy command string to work area
      mov    di,offset 1 byte
      rep   movs   byte [di],[si]
      xor   al,al
      mov   [di],al

      mov    cl,cli        ; call cli function
      mov    dx,offset 1 byte
      int    bdos

      mov    cl,attach_con ; attach console to process
      int    bdos

      mov    cl,set priority
      mov    dl,200         ; normal user priority
      int    bdos
      ret

1 byte  rb     1
command rs     80

      end

```

Listing 5. Assembler program to run child processes under MP/M-86 and Concurrent CP/M.

```

* DBCMD.PRG - start child process under MP/M
poke 65280,83,177,145,178,196,205,224,91,181,0,138,15,139,
243,234,193
poke 65296,191,43,255,243,164,50,192,136,5,177,150,186,43,
255,205,224
poke 65312,177,146,205,224,177,145,178,200,205,224,195,0,0
set call to 65280
call command

```

Listing 6. The code from Listing 5 in decimal form in a dBASE program.

sophisticated terminal, this program won't work, because it uses the BDOS function to print a single character, while the PC requires a two-character escape sequence (ESC E) to clear the screen and home the cursor. In that case, we use the BDOS print string function, shown in Listing 4.

In this case, rather than using a BDOS call to return to CP/M, I've used a far return. You can write similar routines to set your printer form length or print width and similar handy little functions.

Running Programs from within dBASE

If you're lucky enough to be running MP/M-86 or Concurrent CP/M, you can run other programs from within dBASE II. This means that you can write menu programs in dBASE, which in turn run WordStar or BASIC or whatever programs you like, or run backup utilities from within your dBASE application.

Here's how it's done: MP/M has a function called the CLI (Command Line Interpreter) function. This loads and runs programs as child processes of the one which calls the function. All you have to do is to set up a pointer to the command line you want executed, and then call BDOS function 150.

From within dBASE, you can execute an assembly language subroutine to do this. Although assembly language subroutines are well documented for 8-bit dBASE, they've never been formally documented for 16-bit dBASE, so a bit of experimenting was required to get this to work. Listing 5 is the assembly language program which does the job.

To get this to work, you have to assemble it, and then take the generated hex code and convert it into decimal. To save you the effort, I've done it for you and put it into a dBASE program (Listing 6).

All you have to do to use this is, in your dBASE program, store your command line in the variable *command* and then DO dbcmd. Like this: STORE 'ws' TO command DO dbcmd and that will do the trick. When you quit from WordStar, the familiar dot prompt will appear or your dBASE program will continue.

After using dBase for some time most programmers come to develop a style for the language, a style which keeps them out of trouble and enables them to read their own code hours after writing it. Here, Les Bell divulges some of the secrets behind his own personal dBase style (sounds intriguing doesn't it?).

GETTING dBEST FROM dBASE Part XI

IN THIS article I'll try to give you some ideas about programming style for dBase, based upon my own approach. Bear in mind, though, that this is only my way of going about it, and programming styles and methodologies are as individual as the clothes we wear. I won't insist, therefore, that this is the best or only way to use dBase (even though I'm convinced it is!).

The first point to notice is that dBase is generally pretty slow in operation, compared with similar programs written in BASIC and particularly those written in compiled languages like CB-86 or PL/I. This is primarily because dBase is an interpreted language, and also because it makes extensive use of disk files and becomes disk bound on all but the fastest hard disk systems.

Speeding it Up

There are things you can do to speed dBase up, and these fall into three categories:

- 1) design strategies
- 2) dBase-dependent optimisation techniques
- 3) trick coding.

Category 1) consists of techniques like minimising use of indexes and not updating indexes at data entry time, but doing batch updates instead. These are intended primarily to minimise disk activity and to shift slow procedures from time when the operator is waiting to time when he/she can be doing something else. These techniques are used at the time the system is designed, and apply not at the code level, but at the system design level – in data flow diagrams and block diagrams, for example.

Category 2) is a variety of techniques which are based on knowledge of dBase's internal operation and which speed the system up by redistribution of files between disks, optimal placement of files on disks and so on. Like category 1), these techniques do not affect the writing of the dBase code. Instead, they are applied after it has been written.

Category 3) comprises tricks like switching to secondary area in the middle of some field replaces in the primary area, just to minimise sequential scanning of the index files and speed update. These techniques, while they work, are generally version dependent,

and the problems they solve are generally addressed by Ashton-Tate in new releases of dBase. Furthermore, their operation is often obscure and tends to make the source code indecipherable. For these reasons, and more reasons which will become obvious, these techniques don't form part of my dBase toolkit.

Working Harder for Less

Now, no matter how rigorously you apply these various techniques of speed optimisation, you will not be able to make dBase perform like compiled languages. Worst of all, a law of diminishing returns comes into play, as it does with all programming projects, which says that as you progressively polish your code you have to double your efforts to produce half the improvement each time.

The result is that you will spend more and more of your time producing differences of a few per cent in a program that will only be infrequently run. If you're a good programmer your time isn't cheap, but the computer's is.

The truth is that these days no-one cares if the program takes four per

cent longer to produce a report than it theoretically could, and it certainly isn't worth running up a bill of several hundred dollars of programmer time just to achieve that.

What the People Want

The real benefit of dBase is that it cuts programming time (and hence cost) down dramatically, and that's what people want. Therefore the strategy I am about to outline is based upon the following supposition: that you use dBase because you can get a working system up faster in dBase than in other languages, but that if real speed is required dBase is not the language to use.

It is possible to satisfy both requirements in the following manner:

Step 1 – Design a prototype system in pseudocode, bearing in mind category 1) optimisation techniques.

Step 2 – Implement the prototype system in dBase II, and optimise its performance using category 2) techniques.

Step 3 – Deliver the prototype to the customer. One of four things can happen: first, (and best) the user loves it and is perfectly happy; second, the user likes the way it works, but thinks it is too slow; third, the user thinks it's fast enough, but is unhappy with the design; or fourth, the user is unhappy with the design and also thinks it's too slow anyway.

Step 4 – If you get response number one above, you're finished. Responses three and four mean a redesign is necessary. In this case, revise the system in dBase – or go back to the pseudocode if necessary – and resubmit the system. If you get responses two or four, the speed problem is not worth further optimisation in dBase; the customer feels a dramatic improvement is necessary. In this case:

Step 5 – Re-implement the system in another language – usually a compiled language like Pascal, PL/I or, if you must, COBOL. This is not terribly difficult, as you already have a proven system and the pseudocode for that system, so it's simply a matter of cutting the code, testing it and shipping it.

This technique, which is generally known as prototyping, is not new. but it's certainly under-used. I first

formally came across it at an IBM course I went on a couple of years ago, called the Customer Executive Program. The idea was to explain DP concepts to management types, and during the course this idea of prototyping was introduced. I had a yarn about it afterwards with the lecturer, and it subsequently bore fruit with this approach to dBase.

It has a number of major benefits. First of all, the original system design is language-independent, yet based on the structured design concepts which dBase supports really well. It deliberately avoids the programming tricks which don't produce good results and make your programs difficult to read.

It gets a working system in the user's hands far more quickly than he has any right to expect, particularly with conventional languages. This also means that the system implementor has feedback on fundamental problems at a comparatively early stage in the project, and while nothing is cast in iron.

The final implementation of the system in a higher-performance language – if necessary – can be placed in the hands of a specialist in that language, who simply has to cut the code, secure in the knowledge that the design is right. In cases where the pseudocode is ambiguous, the dBase code can be the arbiter: after all the user has that in his hands and has approved it, right?

Programming Casualties

Now, it often happens that a re-write is not necessary. An interesting statistic to emerge from that particular IBM course (the PR people at IBM were probably wondering when that particular exercise would bear fruit!) is that a survey of mainframe sites has shown that only 40 per cent of programs survive beyond the age of three months. In other words, 60 per cent of programs fall into disuse within three months of their completion.

A number of these programs are probably designed to be run once only – file conversions and the like (something dBase programmers don't have to worry about). But I have no reason to suppose that things are any worse in the microcomputer world.

The major reason for the demise of programs is that they don't meet the user's needs: either due to a miscommunication between the user and systems analyst, or because the programmer wrote what he thought the user wanted, or whatever. It's an old DP adage that the user never knows what he wants until he's got it – and often, not even then!

The prototyping technique alleviates this difficulty by getting – at the very least – a working model of the full system into the user's hands at an early stage. If he doesn't like it, he can say so early in the piece, and modifications can quickly be made.

Furthermore, if your program is destined not to survive beyond three months, for whatever reason, at least it's only a prototype that is being consigned to an early grave!

Often, however, the user will be happy with the speed of the prototype, and only a few minor changes will have to be made to the production system.

From Pseudocode, to dBase, to PL/I

My own strategy is to write first in pseudocode, translate to dBase, and then, if necessary, translate to PL/I. This turns out to be particularly easy for three reasons:

1) The flow control, arithmetic statements and functions of dBase turn out to be remarkably close to (in fact a subset of) those in PL/I.

2) The indexed file handling of dBase can be very successfully emulated using Access Manager (which links with PL/I, Pascal/MT+ and so on – see my recent review).

3) The screen handling of dBase can likewise be emulated by Display Manager, usually with enhancements.

In fact, this approach has been so successful that I am now working on a dBase II to PL/I translator program. The only pitfall is that compiled programs cannot make use of macro substitution at run-time – but it's usually not needed anyway.

Pseudocode

I've talked a lot about pseudocode above, but haven't really defined it properly. In my mind, pseudocode is the lynchpin of good programming techniques.

dBASE Part XI

Pseudocode is sometimes known as structured English, because it is really just the skeleton of a program without the detail required by most programming languages and with some words given meanings less general than their everyday English usage. For example, the phrase 'do while' has the special meaning that it usually has in programming languages.

The listing below is an example of some pseudocode.

It's not important what this actually does (it's a batch update program), it's more important to get a feel for the style of the pseudocode. First, notice that it bears only a passing resemblance to dBase or any other computer language. On the other hand, some of the words do look familiar and one can expect them to have particular meanings in this context; for example 'if', 'replace', 'end'.

Notice that the code is not particularly close to dBase; for example, 'if's don't always have corresponding 'endif's, since the indentation makes clear

what's happening. On the other hand, the line 'end /* machine number found */' is actually an endif. My use of 'if's, 'do's and 'end's more closely resembles PL/I than any other language.

Now, the way this pseudocode is used is as follows. First, during the design stage, it is bench tested to see if it makes sense. That is, I run through it with paper and pencil (to see what the code does with various input values. That checks to see) the algorithm is sound.

The pseudocode is actually written using an editor, so that indentation is always neat and straight, and so fresh copies can be printed as required. At the programming stage, the first thing we do is copy the pseudocode file into the actual program file (say UPDATE.COM) and then turn the pseudocode into comments by putting an asterisk at the beginning of each line. Next, we duplicate these comments, so that there are two blocks of comments.

The first block is left at the top of

the file to show the overall structure of the program. The lines of dBase code are now written between the comment lines in the second block, so that they serve as explanatory comments in the code. The result should be well structured and readable code.

Structured Programming

dBase actually supports structured programming techniques quite well, particularly when compared with older languages like BASIC. For those who are not familiar with the term, structured programming is a philosophy which has been evolved over the years to help programmers cope with complexity to produce cheaper, more reliable and more maintainable code.

The cornerstone of structured programming is really reducing complexity. Most programmers get into difficulty and find themselves burning the midnight oil because what started off as a very simple little problem has somehow become a multi-headed Hydra, with pages and pages of code, lots of similarly-named variables and blocks of code which are well-nigh incomprehensible at 3 am.

This usually becomes evident while debugging. Several authors have pointed out that debugging is twice as difficult as programming. Therefore, *if you're as clever as you can be when you're programming, how on earth are you going to debug what you've written?*

When writing a program, you should just be coasting along at half power. Besides, that also means there's less chance of you putting bugs into your code. Bell's Fifth Law of programming says that the number of bugs is proportional to the square of the effort you put in. If a program seems twice as tough to write, it will have four times as many bugs, and hence require eight times the debugging effort.

The secret of success, then, is the KISS rule: Keep It Simple Stupid. Large, complex tasks can be split up into a series of smaller, simpler ones. That's what structured programming is about. Here are a few guidelines.

No module (read command file for dBase) should be more than one page in length. As soon as one starts to grow beyond that size, it's a sure sign you're trying to do too

```

open print channel and set up endpage processing
display selbatch screen and ask if user wants batch report
if yes then report = true else report = false
print headings
goto beginning of batch file
go = get next batch entry
last_key = batch record machine number
do while (go)
  if first digit of machine number ^= first digit of last_key then
    if report then
      print sub-totals
    /* get record from master file */
    look up master index for batch entry machine number
    if not found then warn user
  else do
    get corresponding machine file record
    bad_meters = false
    record.week(4).update = date
    add batch clearances to clearances in machine record
    replace meter readings
    if meters seem to have rolled backwards then
      warn user and ask if update still to be applied
    if answer = 'Y' or meters OK then do
      write machine record to machine file
      delete batch file entry and its index
      if report then print machine details
      update sub-totals for control break
    end
  end /* machine number found */
  go = get next batch entry
end /* do while */

```

An example of 'pseudocode'.



UNIVERSE SUPERCOMPUTER

**NOW WITH
80286 & Z80H**

Universe

Security and speed of
Software compatibility, and

Tough

The Universe is built on a strong square tube frame.

Fast


High speed (8MHz) dual processor design (80286 plus Z80H) with options for 68000, 16032 etc.

Expandable

20 slot shielded S100 buss. Obsolescence proof using IEEE 696 S100 cards.

Smart

Powerful file I/O processor makes Universe operation faster, leaving the CPU free of repetitive tasks.



Forget conventional networking. Universe provides superior speed and security necessary in multiuser applications. Running the widest range of 8 and 16 bit software, it has the ability to network IBM PCs and workalikes in the fastest multiuser/networking microcomputer system in the world.

Multiuser - efficiency

A single Universe runs up to 25 workstations, each with any combination of 8 and 16 bit programs. Advanced AED network technology allows expansion to 100's of users.

Multitasking - productivity

Each operator can use any four 8 and 16 bit programs at the same time. Switching screens takes only a single keystroke.

Networking - flexibility

Up to 255 MS-DOS machines. IBM PCs and workalikes can be linked into the Universe system using a high speed DR Net local area network.

IBM PCs and workalikes can run applications written for Concurrent PC DOS, CP/M-86 and PC-DOS, while having access to all the benefits of the network. PC users share files, records, printers and other network resources.

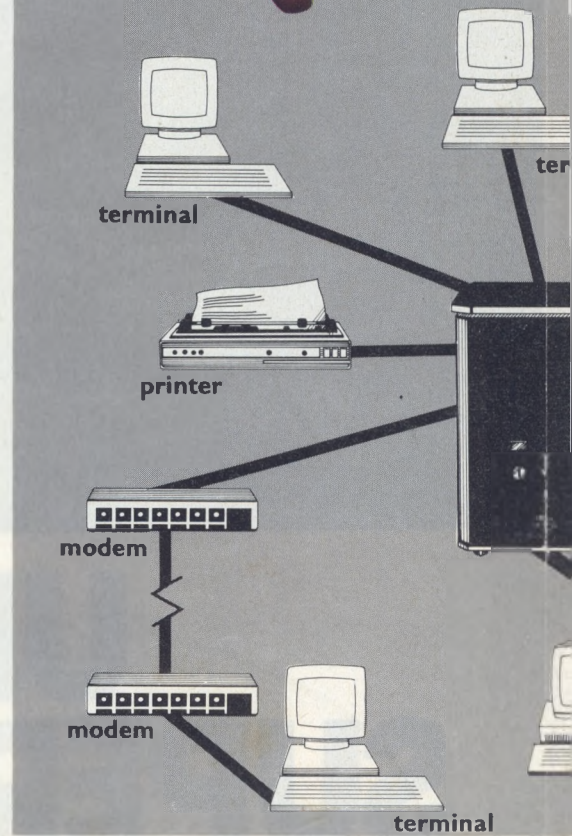
Software - compatibility

Dual processor design, provides access to the world's largest software base via CP/M, MP/M and MS-DOS. With AED's new Concurrent DOS you have the best of all worlds.

DMA hard discs and the new high-speed 80286/Z80H dual processor CPU furnish performance necessary to handle multiple 8 and 16 bit programs.

Speed and Security - essential to your business

Most networks are slow and insecure.



Multuser

of a minicomputer.
and reliability of a supermicro.

See us at
THE FOURTH AUSTRALIAN
PERSONAL
COMPUTER
SHOW

CENTRAL POINT
**PC
85**
SYDNEY 13-16 MARCH 1985

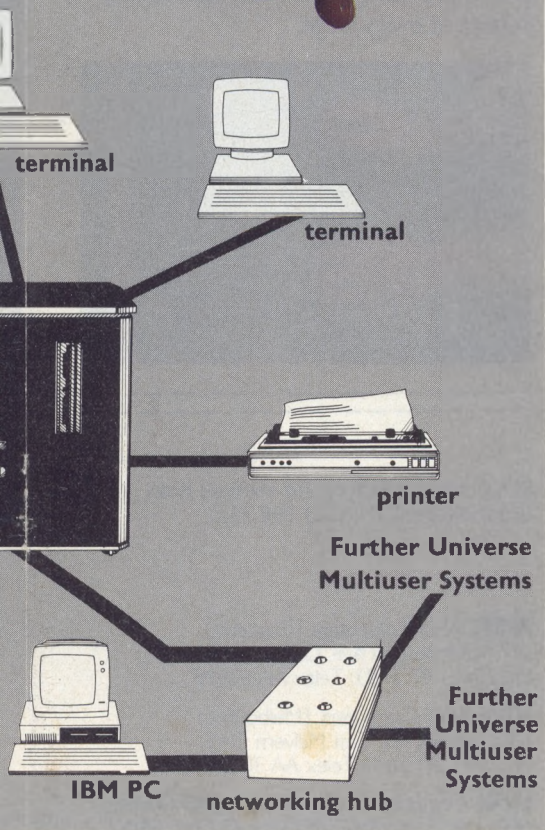


Durable
Ebony glass top and acrylic epoxy finish

Stays Cool
No fancy operating environment needed. Every Universe is tested at 42 degrees C.

Flexible
Universe accepts an extensive range of terminals, printers, modems, even electronic telex.

Capacity
3 Winchesters plus removeable cartridge totalling up to 300 Megabytes total storage.



Universe shines here, with full multilevel security enhancements normally found on well engineered minicomputers. Universe is engineered from the ground up to provide facilities essential for the smooth running of a large multuser system.

Important Security features

Encrypted login passwords. Users are restricted to specific terminals, directory areas, programs and nodes on the network.

File passwords. File and record lockout and a full password hierarchy. Your System Manager can quickly and easily configure the system so that each terminal only has access to those facilities and data its operator needs. For example:

- Option to restrict any account to specific programs or workstations
- Files may be automatically dated for future reference. Optional timestamping shows both creation

and last access.

- Optional passwords on computers within a local area network.

Operating features

- Low cost serial terminals support both 16 bit (CP/M, Concurrent DOS, MP/M-86) and 8-bit (CP/M, MP/M II) software
- 200 character type-ahead buffer per terminal
- Fast 'hashed' directory searches
- A secure electronic mail facility. Optional electronic Telex.
- A multuser appointment calendar
- Optional 8087 maths coprocessor
- Inter-terminal communication. Electronic mail is here!
- A programmable keys utility so users can redefine their keyboards
- Optional telecommunications with remote computers via modem
- Reminder files that display automatically during user sign-on



means total support

Engineering Excellence – a sound investment

There is no point in buying a computer system unless it has full engineering support. AED has a long record of hardware and software innovation. Our intimate knowledge of both software and hardware means your investment will continue to stay at the cutting edge of technology. Indeed our original installations are still being expanded and modified in response to the needs of our customers.

Universe is among a select group of high performance 'supermicros' which never become obsolete. In the case of Universe this is largely as a result of engineering work carried out here in Australia by AED. We believe this quality of technical support is unequalled in Australia.


There is no substitute for solid knowhow when you are contemplating the purchase of computer hardware for business.



Final checking and assembly

Full Field Support

We were the first company in Australia to introduce full 12 month on-site maintenance (now extendable to 2 years at time of purchase). All service and engineering support is carried out by AED directly.



Subassembly testing

Australia wide network

Field service is presently within 24 hours on the east coast and within 48 hours for country areas.

Our network is being aggressively expanded.

Inherent high reliability and modular construction minimize downtime and make service to the most remote locations feasible.



Total reliability

Universe has been installed as far afield as Mexico and Tonga, as well as in practically every Australian university as well as many divisions of the CSIRO.

Customer support

Our very first system buyer is still a valued customer. We take special pride in supporting every existing customer and in providing the highest standard of service at every stage.



Fill in the coupon below for our free Information Pack, including the 'Who, When and How book of computers'. Or call your nearest AED sales office for a consultation.

Name _____

Address _____

Postcode _____ Ph: _____

NSW: AED Computers (Sydney). Unit 3, Prospect Industrial Centre, 2 Stoddart Road, Prospect NSW 2149. Ph: (02) 636 7677. Telex: AA 70664

The Computer Factory, 214 Harbord Road, Brookvale 2100. Ph: (02) 938 2522

ACT: AED Computers (Canberra). 217 Northbourne Ave, Canberra 2601. Ph: (062) 47 3403. Telex AA 62898

VIC: AED Computers (Melbourne). 53 Waverley Rd., East Malvern 3145. Ph: (03) 211 5542 Telex AA 30624

WA: Computer Services of WA, 465 Canning Highway, Como 6152. PO Box 22 Como 6152. Ph: (09) 450 5888



much. You can probably identify two separate functions being performed. Isolate the code for one of them, write it out to a separate file, and replace it in this one with DO filename. That's particularly easy to do with WordStar or any decent text editor.

Of course, this is not an inviolate rule. If you're using pseudocode, it will keep you straight and you can handle much larger files. But two pages should be the limit. One simple reason for this is that when you are reduced (as we all are) to methodical debugging, you'll want to rule straight lines between every IF and its corresponding ENDIF, and every DO WHILE and its corresponding ENDDO. That's not easy with a two-metre long listing!

DO WHILE loops should certainly never be more than a page long to aid debugging, and IF..ENDIFs more than half a page apart are of questionable run-time efficiency.

Each module – in dBase that's a .CMD or .PRG file – should have one entry point and one exit point. dBase forces the first point, but supplies the RETURN statement to tempt you away from the second. In my style book the RETURN statement is a no-no, for several reasons.

First, it is just bad programming style as it complicates debugging. Second, many modules have dBase housekeeping – generally SAVEing,

RESTOREing and RELEASEing of memory variables – and this should be restricted to the entry and exit points at the top and bottom of the module. RETURN statements in the middle of modules will require additional housekeeping code, which represents a potential lair of bugs.

But most importantly, RETURN statements stop you from combining command files after debugging is completed. You see, although the smartest way to write dBase code is as lots of small separate command files, it runs faster as fewer, bigger, files. So, using your text editor, you include subsidiary files into the modules that call them, replacing DO commands with the actual code they represent. (At the same time comments can be removed for extra speed).

But now, a RETURN statement in an included file does not return to the point it used to; instead it returns up the file tree one level too high (at least). For all these reasons, RETURN is a definite no-no. I have a similar ban on the LOOP statement, for similar reasons.

Use indentation to show the structure of the code. This also helps with debugging, as mentioned above. Drawing lines on listings may sound rather pedestrian, but when one of your lines veers from the perpendicular, it means you're onto something a lot faster than by trial and error debugging.

Use meaningful variable names, rather than X1 or PYWV1. dBase allows variable names up to ten characters long. Use them!

Every module should do one thing, and do it well. It should hide away its own internal variables, and make sure that you document which variables are used to pass values between modules. Incidentally, this is something that dBase III is much better at.

But most of all, keep it simple. Don't add complexities in an attempt to speed up your code; the simplest code always runs fastest, and is the fastest to write, debug and maintain.


As mentioned above, code should be written as separate, small, thoroughly documented and commented command files. Now, it's true that the comments slow the program down, and that the delay in reading lots of command files from disk further slows it down. But that's the fastest way to write your program and get it working.

Besides, you can always remove the comments later (in copies of the program) and combine the command files. This can be done automatically by a program called dUTIL, or by hand using a text editor. I prefer to strip comments out automatically but combine command files by hand, as that allows some optimisation.

In our next instalment, we'll talk about speed optimisation and hardware selection.

North Star's Dimension.

THE IBM-COMPATIBLE MULTI-USER SYSTEM
THAT'S ENGINEERED FOR GROWING BUSINESSES



The brightest alternative to PCs.

When you stop and think about it, personal computers really have no business being in a growing business.

Because PCs are expensive to add, difficult to network and can test both your patience and your wallet.

But now there's Dimension from North Star. Dimension is a multi-user computer system that can support up to 12 work stations, each having more processing power than a stand alone PC. And new users can be added whenever you want for less than half the cost of adding PCs. Regardless of how many users your Dimension has, they'll be able to share software, data and

expensive peripherals from the moment you plug the system in. Because Dimension has advanced networking capabilities built right in, unlike local area networks. This makes Dimension extremely fast.

While Dimension won't burden you with a PC's limitations, you'll still be able to use the most popular PC software. Because Dimension is compatible with all the best-selling programs for the IBM PC XT.

So before you decide on a PC you'll probably outgrow, take a closer look at Dimension. Call us now for your free data sheet.

MELBOURNE
TEL: (03) 792 4152



NEW DIMENSION COMPUTERS PTY. LTD.
PO Box 1167, Dandenong 3175, Victoria.
DEALER SUPPORT AVAILABLE

PERTH
JARASOFT
(09) 322 7499



commercial and professional microsystems

9th Floor, 505 St Kilda Road, Melbourne 3004, Aust.

Telephone (03) 267 7829

C.P.M. MINI CONQUEROR

THE COMPLETE DESKTOP SOLUTION — POWERFUL,
EASY-TO-USE, FRIENDLY, RELIABLE

COMPRISING:

- 12in green screen terminal, on swivel base with detachable keyboard, 35 keys, separate numeric key pad, 10 function keys, built-in graphics capability
- Z80A running at 4MHz
- 64K bytes of RAM, 4K bytes of ROM.
- 1—Centronics port.
- 2 RS232 serial ports. Software selectable baud

rates to 38.4K baud

- Mass storage: two double sided, 80 track disk drives, 800K bytes (formatted) per diskette 1.6M-bytes total internal storage.
- CP/M 2.2 with enhanced BIOS & CCP
- Integrated accounting software: General Ledger, Accounts Receivable, Accounts Payable, Stock Control & Invoicing
- Reads/writes other popular computer formats

OPTIONAL: (1) T Maker III software — \$300.00** (wordprocessor/spreadsheet/database management/ bar charting) (2) Friendly — operating system overlay — \$79.00** (You won't have to learn how to use CP/M)

SPECIALISED BUSINESS SOFTWARE: For nearly all fields, e.g. motel, insurance, real estate, medical/dental, farming, video shops, etc., etc., also available.



STOP
PRESS

WE NOW INCLUDE
THE FOLLOWING SOFTWARE
★ WORDSTAR ★ MAILMERGE ★
★ CALCSTAR ★
★ DATASTAR ★ REPORTSTAR ★

CALL US FOR
SPECIAL
INTRODUCTORY
PRICE

SOFTWARE AUTHORS/DEVELOPERS & DEALERS

At least a computer that lets you read/write/format virtually all soft-sectored CP/M formats, whether single or double density, single or double sided, 5" or 8", 48 TPI or 96 TPI.

INCLUDES: • Z80A at 4MHz.

- 2 serial ports for printer/modem & terminal
- 1 5/4" DSDD 40 track 48 TPI drive
- 2 5/4" DSDD 80 track 96 TPI drive
- 1 8" DSDD 77 track drive
- CP/M 2.2 & all disk format conversion software and utilities


ALSO AVAILABLE: 16-bit computer (IBM PC compatible) for format conversion, or buy software separately, see details in this ad.

COMPUTER MEDIA TRANSCRIPTION/COPYING

- Software duplication, copying and formatting for virtually all popular computers
- Downloading 8" CP/M formats to over 60 5 1/4" CP/M formats.
- Conversion and downloading from CP/M to MS-DOS/PC-DOS.
- Copy protection for most popular formats.
- Rapid turn around
- Reasonable charges

SPECIAL IBM PC (AND COMPATIBLES) UTILITIES

- OPERATING SYSTEM CONVERTERS: • DATA/TEXT FILE CONVERSION



By John Nicholls

PALANTIR


Palantir: One of the Seven Seeing Stones, used by men of old to see far off, and to converse in thought with one another (Tolkien, 'The Lord of the Rings').

WORD PROCESSING programs are intensely personal things; what one person likes another may hate. Look at WordStar, a perennial favourite, poorly documented (until recently) and hard to learn. Having said that, I must say, quite simply, that Palantir is one of the best word processors I have ever used. It is easy and intuitive to learn and is also easy to use; a rare combination.

Our review copy of Palantir is described as Release 2.0 and is for the IBM PC. Palantir was originally written for CP/M but has been extensively revised to make the best use of IBM's keyboard. It is also under continuing development, as witnessed by a number of enhancements that have been made since Release 2.0 first appeared and since the documentation was prepared.

The operation of Palantir revolves around a few basic principles. First is the use of the <Return> and <Esc> keys, which work in opposite ways. <Return> acts like the return key on a typewriter but is also used to execute a command, to select an option, go ahead or continue. <Esc>, called CANCEL by Palantir, is used to stop, back out of a menu, or cancel a command.

The second principle is the use of the <F1> and <F2> function keys, called SET and CLEAR. Dedicated keys are used for the more common operations: backspace, insert, delete, find, format and cursor movement. For those commands used less often, you use a two-key sequence, the first key being either SET or CLEAR. SET is used to begin a function or attribute and CLEAR is used to end



a function or attribute. Mnemonic or self-evident codes are used; for example SET H begins a header line, SET _ starts underlining and CLEAR _ ends underlining.

The even-numbered function keys select text or scroll by LINE, SCREEN, PAGE and DOCUMENT, and the

odd-numbered function keys are used for DIRECTION, FIND, FORMAT and LEXICON. Cursor control keys move as expected, one character or one line at a time, and DELETE and BACKSPACE work in the standard way. DELETE removing the character at the cursor position and BACKSPACE

```

PALANTIR Word Processor 2.0

Edit Read Save Backup File Print Type Define Other Help

Default disk B: - Programs on C: - Terminal: Monochrome

Current File PALANTIR.WP          Size: 11K

Current Location: Page 8 Line 55 Column 1

Disk B 16 % Full 295K Left
Disk C 96 % Full 17K Left

```

Figure 1. Palantir's main menu.

```

Page 1 Line 1 Col 1 Change
N.....N

```

Figure 2. The top line of the editing screen.

```

Page 1 Line PR Col 1 Change SET FORMAT
N.....N

Option          Explanation          Current

RESUME          Return to normal display screen
CPI             Characters Per Inch (0 if variable) 10
LPI            Lines Per Inch                6
SPACING         Spacing for each line of text        2
FRINT FON1     Use Normal or Special Printer Font   Normal
BOLDFACE       Boldface by Shadow Print or Doublestrike Double
QUARTERLINE    Sub/superscript by Half- or Quarter-lines Half
INTENSITY      Number of times to strike each letter 1
OVERSTRIKE     Character to use for Strike-Through  -

Change any items on the menu as you wish. Select RESUME
when finished, or press CANCEL to return without changes.

```

Figure 3. Special formatting options.

SOFTWARE REPORT CARD				
Program:	Palantir			
Made by:	Palantir Software, 3400 Montrose Blvd, Suite 718, Houston, Texas 77006 USA			
Used for:	Word processing, mail-merging			
Hardware required:	IBM PC/XT, Compaq and "most IBM PC compatible computers"; DOS 1.1 and higher; at least 128K memory; one double-sided double-density drive (single-sided available on special order)			
Ratings:	Excellent	Very Good	Good	Poor
Documentation:		•		
Ease of use:		•		
Speed:	•			
Functionality:	•			
Value for money:		•		
Price:	\$US395 (Check Australian price with distributor)			
Distributor:	Precision Microsystems, 18 Milford St, S. Victoria Park 6101. (Since Palantir has only acquired an Australian distributor since this review was written, we're unable to give an evaluation of the level of support for the package).			

removing the character to the left of the cursor position.

Those are the basics, but there are other ways to move around the text that add greatly to the program's versatility. The PAGE UP and PAGE DOWN keys scroll forward or backwards a screen at a time (one line is repeated for continuity); SHIFT those keys and you move a page forward or backwards; END takes you to the end of the current line; END shifted to the end of the document.

HOME moves firstly to the beginning of the current line, a second press to the first line on the screen, and subsequent presses toggle between the first and last lines on the screen. The scrolling commands, LINE, SCREEN, PAGE and DOCUMENT, work in conjunction with the DIRECTION key (F3), which shows an arrow indicating whether the scrolling will be forwards or backwards. TAB moves the cursor to the beginning of the next word to the right; SHIFT TAB moves it to the beginning of the next word to the left.

Some movements can be made in two ways; to go to the end of the document you can use <DIRECTION> DOCUMENT or SHIFT END, whichever is more convenient. As well, a full range of search functions is provided under the name of FIND (F5).

Working with blocks of text is quite straightforward; to start you move the cursor to either end of the block, press SET B (SET BLOCK), and move to the end of the block and press RETURN. You will then be prompted to say whether you want to move or copy the block. If you choose MOVE, your block disappears; if you choose COPY nothing appears to happen. In both cases the block is stored in memory (if less than 250 characters) or on disk. You then move the cursor to the point where you want the block to appear and press SET M. Because the block is stored, you can make as many duplicates at different locations as you like - until you define another block. Although Palantir contains a block delete function (SET DELETE), the manual suggests that it may be safer to use SET BLOCK to give you a chance to change your mind.

If you are used to other word processing programs, one thing you may miss is that Palantir makes no

use of the <Ctrl> or <Alt> keys and has no dot commands.

What You See

Once you load Palantir it displays the main menu (Figure 1). You can move the cursor to your selection and press <Return>, but more simply you can just press the initial letter of your choice. This applies to all Palantir's menus. READ recalls a document from disk, EDIT allows you to edit a file you have previously READ or to start a new document.

Selecting EDIT brings up an editing screen (Figure 2) that is remarkably uncluttered. The top line shows the scrolling arrow, the cursor position by line and column number, and whether INSERT is on (Insert) or off (Change). Any commands invoked with SET or CLEAR are also shown on this line. The second line shows the default format line, with tab stops shown as >. N indicates normal as opposed to J for justified, S for semi-justified, and M for manual (no word-wrap).

You can change the default format line for all documents or the whole of the current document, and can put in as many new format lines as you like throughout the document. As well as the common format changes – left and right margins, tab stops and justification – a whole menu of special formatting options is available (Figure 3). Obviously this gives great flexibility.

Of the other choices on the Main Menu, SAVE works as expected (Palantir automatically adds the filename suffix). BACKUP combines SAVE and READ and would be one of the most-used and easiest operations. You press CANCEL to exit the document and go to the Main Menu, press B to select BACKUP and then E (Edit) to return you to where you were in the document. Palantir saves the new files (suffix .WP), renames the old file (suffix .WPB), and then erases any previous back-up file. So you always have two generations of the file; the one you just saved and the previous version. If you try to quit the program with a document still in memory, the program displays a warning message.

Palantir has an unusually large type-ahead buffer of 80 characters, so you can press the three keys to save your document without waiting

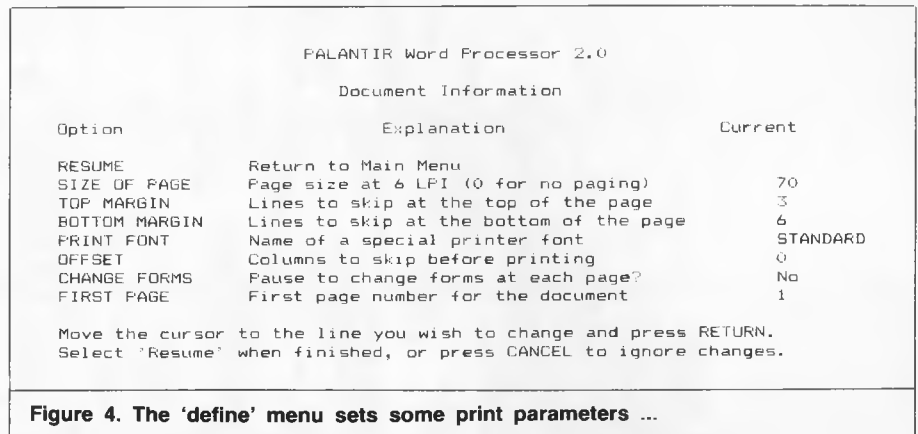


Figure 4. The 'define' menu sets some print parameters ...

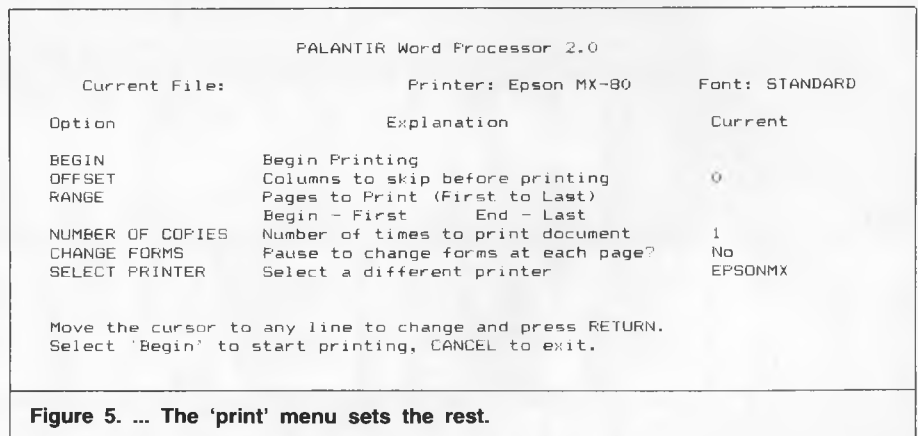


Figure 5. ... The 'print' menu sets the rest.

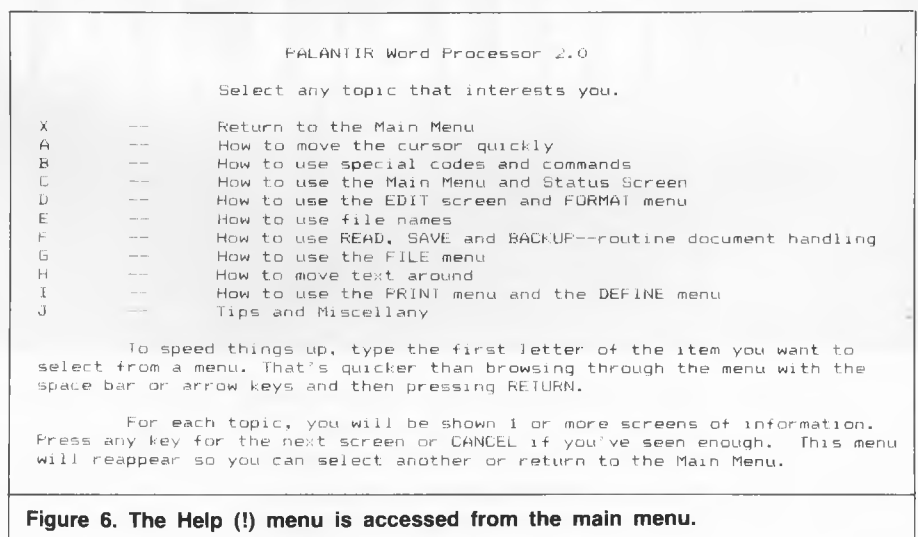


Figure 6. The Help (!) menu is accessed from the main menu.

for the screen to catch up. The type-ahead buffer saves all keystrokes except CANCEL, which it recognises and acts upon immediately, discarding keystrokes that haven't been processed yet. A DISK FULL message is no problem; you can erase unwanted

files or copy them to another disk before erasing them.

Two menus set the print parameters, the Define Menu (Figure 4) and the Print Menu (Figure 5). Palantir caters for virtually any printer; the distribution disk has twenty-four printer drivers for

**AVERAGE
MUSICIANS DON'T
OWN A CX5M.**

**THAT'S WHY
THEY'RE AVERAGE
MUSICIANS.**

The Yamaha CX5M is an extremely versatile computer designed especially for musicians.

And especially for those musicians who are particularly serious about synthesised music.

Professional musicians, sound engineers, composers, arrangers and the like.

The CX5M is one of the new generation MSX computers, the very latest in software and hardware technology.

When connected to your DX7 synthesiser (other synths. subject to available software) the CX5M makes creating the sound you want and programming the sound you want considerably

easier. It can be used as a sequencer, edit suite, to compose pieces of music, or operate as a musical instrument independently.

In fact it has 46 synthesised voices already built in.

And all the voices are generated by the superb Yamaha FM system.

Complete with a 3 piece software package, the CX5M also features a built-in MIDI interface, which allows the computer to talk to any MIDI equipment such as synthesisers, drum machines, effects and sequencers.

And the regular arrival of new Yamaha



programmes ensure that its applications to your music are endless.

Of course, the real benefit of all this is that the Yamaha CX5M allows you more time to enjoy playing your music than wasting it programming your synthesisers.

It also converts to a standard computer on which you can play Space Invaders at the push of a button.

But we think that most musicians will use it with a different score in mind.

For more information about the Yamaha CX5M music computer, please fill in the coupon

below and send it to Rose Music, 17 Market Street, South Melbourne.

Yes, I would like to know more about the Yamaha CX5M.

Name.....

Address.....

Postcode.....

Saatchi Vic/RM 6235

YAMAHA

ONLY THE **SUNOL** HARD DISK GETS IBM PC AND APPLE MACINTOSH WORKING TOGETHER!



New SUNOL technology brings consensus to business Microcomputers in Australia ...now your IBM PC and PC-Compatible can talk to your Macintosh, Lisa, Apple IIe, Compaq, Kaypro, Apricot, Sirius and ALL popular business micros!

Incompatibility has posed insurmountable barriers to computer communications. You recognise the symptoms. Too many dialects. Incompatible hardware. Immense loss of commercial opportunity.

The Sunol Winchester Hard Disk System changes all that immediately - and permanently!

Now, great minds can think alike - or at least share the same thoughts! Sunol's data access is 10 times faster than a floppy - at 7.5 megabits per second transfer rate. (Our rivals can only manage 5 megabits!)

Choose your SUN★DISK from 10 to 368 megabytes (formatted) for all the right reasons:

SUNOL's SUN★MAC allows operation of up to 31 Macintoshes by using Apple's very own Local Area Network (LAN).

SUNOL's SUN★MAC can then be connected into SUN★NET, giving you the best of both worlds - files created on Macintosh can be used on IBM PC, PC-Compatibles, and vice versa!

SUNOL Australia-wide Dealer Network Members:

SYDNEY: INTELLIGENCE (AUST) 699 3877, THE LOGIC SHOP: 439 1072; TRI-DATA CORPORATION: 957 6357; THE COMPUTER SHOP: 517 2999; **MELBOURNE:** INTELLIGENCE (AUST) 690 6600; DIRECT DATA 209 9045; **BRISBANE:** COMPSOFT 839 0066; CLEVELAND COMPUTER ORCHARD 286 3777; **PERTH:** NATIONAL COMPUTER SERVICES 322 1677; ELECTRO-KINETICS 336 1650; **CANBERRA:** JACARANDA ELECTRONICS 82 2271; **HOBART:** THE COMPUTER PLACE 34 8777.

SUNOL National Service Agents:

COMPUTER MAINTENANCE OF AUSTRALIA: **SYDNEY:** (02) 406 4744; **MELBOURNE:** (03) 338 7833; **BRISBANE:** (07) 371 1911; **FYSHWICK (ACT):** (062) 80 5359; **ADELAIDE:** (08) 49 9211; **PERTH:** (09) 458 9752; **HOBART:** (002) 344 522; **DARWIN:** (089) 84 4611; **NEWCASTLE:** (049) 67 6299; **TAMWORTH:** (067) 66 1599.

Also distributed and serviced in NSW & Vic by Intelligence (Aust).

SUNOL's SUN★NET allows up to 64 micro-computers at a time (most popular brands) - with as many as 7 different operating Systems - to be networked on the same SUN★DISK.

SUNOL's UNIQUE SUN★SAVE TAPE BACKUP SYSTEM can be also accessed at random - in floppy disk style! No-one else can offer this facility!

SUNOL's CUSTOMER PROTECTION WARRANTY covers Hard Disk Drives for 6 months (Tape Drives for 90 days).

SUNOL WINCHESTER HARD DISK SYSTEM allows ALL popular micros to talk business! So, talk with our Dealer about installing SUNOL - TODAY!



SUNOL AUSTRALIAN DISTRIBUTORS
Level 1, 3 Bruce Street, Crows Nest NSW 2065.
Telephone: (02) 922 2022

The ADVERTISING AGENCY. AMS 2

Apple, The Apple Logo & Lisa are trademarks of Apple Computer Inc. Macintosh is a trademark licensed to Apple Inc. IBM PC is a trademark of International Business Machines Corporation. Compaq is a trademark of Compaq Computer Corp. Kaypro is a trademark of Kaypro Corp. Apricot is a trademark of ACT. Sirius is a trademark of Victor Technologies.

different printers and eighteen proportional print fonts. Palantir also offers special drivers in the unlikely event your printer doesn't match any of those provided, and also allows the unusual capability of being able to change printers before printing. You will notice that you can choose to print more than one copy of a document; in fact you can print up to 32,000 copies of a file, one after the other! We ran a print spooler with Palantir without any problems, although the program seems to send text to the spooler somewhat more slowly than some others.

Do Two Things at Once

One feature – now being offered by many other programs – is to run other programs while still in Palantir. The '/system' option is built in and gives you access to DOS. Up to nine other programs can be added.

Palantir's Help screens are not context-sensitive. You access the Help Menu (Figure 6) from the Main Menu and then select from this, as usual by pressing a single key. There are 25 screens in all, and if you wish you may modify these or add others. The screens are well-written and most informative.

Lexicon (F9) allows you to store commonly used words or phrases which can be brought into the text by <F9> followed by one of the alpha or numeric keys, 36 in all. Each entry can have up to 250 characters.

Mailout performs a mailmerge function for producing form letters. It is not an extra-cost option; it is included as part of the package. It is unusually complete, providing its own command language and allowing quite complicated conditional commands and arithmetic handling. To deal with this part of the program adequately would require a full review of its own.

The documentation for Palantir consists of a manual, an eight-page reference guide, and an on-line tutorial. In using the tutorial you have to follow the instructions for that lesson exactly (there are seven lessons altogether). By way of compensation, some of the lessons are extremely funny. The manual is well laid-out and well-written, although the index uses terminology that is sometimes peculiar to Palantir, making it difficult to locate some material. The reference guide is arranged by command within each menu, and I made up my own list by function to help learn the program.

REVIEW

PALANTIR

Once I became used to the menus, I found the reference guide more useful than my own list.

Not Quite Perfect

What does Palantir lack? Quite a bit, but then so do all other word processors. It doesn't have windows, column manipulation, an automatic table-of-contents generator, a full undelete feature (other than the block delete already referred to above), automatic placement and numbering of footnotes, and it doesn't have a spelling checker. It does save text as standard ASCII plus special characters for the normally hidden codes, so I imagine most spelling checkers would work with it.

If any of these features are vital to you then Palantir may not be for you, but if they're not essential and the relatively high price doesn't scare you off, Palantir is worth looking at. And if the price does seem high, remember that you don't have to buy a separate mailmerge program.

“CHARLIE’S CASHBOOK”

Any “Charlie” Can Use It!

“Cashbook” is two programs in one... both working together. The *first* manages all your bank accounts and the *second* manages your expense ledgers.

“Cashbook” will save hours of your accountant’s valuable time and provide ‘up-to-date’ financial reports... whenever you require them!

But, What Does It Do?

FEATURES:

- Ultra fast
- Multi-Company or Department
- Multiple Bank Accounts
- Detailed Bank Reports
- Detailed Expense Reports
- Full Bank reconciliation
- Comprehensive documentation
- Runs on IBM and compatibles

SPECIAL:

PHONE YOUR ORDER THROUGH NOW! ...
AND WE WILL HAVE “CASHBOOK” ON YOUR
DESK IN THE MORNING

\$499



Charlie’s Computer Products


P.O. BOX 513, SOUTH PERTH, WESTERN AUSTRALIA 6151



TELEPHONE: (09) 367 7532

★ ★ ★
DEALER
ENQUIRIES
WELCOMED
★ ★ ★

The only thing faster than Seikosha 5420 printers...



...is how fast they sell.

High Speed and high quality N I O output.

A multifunctional business printer that's been designed for large volumes of business data. At a price well below other business printers.

The 5420 offers many advantages.

- 420 CPS
- Compatible with IBM PC
- 104 CPS N.L.Q.
- Low noise (Less 60 Db)

For only \$2,850 including sales tax, it's no wonder the Seikosha 5420 printer is going fast. Excellent OEM/Reseller margins.



Sydney 451 7711 • Melbourne 690 6722 • Brisbane 369 7799

Word processing with WORD HANDLER

HOW DOES one assess a word processor objectively? Most of them do much the same kind of thing, albeit in a number of different ways. Is one way intrinsically better than another, or is it all just personal preference. Are you stuck for life with the method you learnt first?

At least one solution is to say that, since a word processor is designed to help you fight the paper war more efficiently, efficiency is the criterion you should use, and the best measure of efficiency is surely the number of keystrokes you need to accomplish any given task.

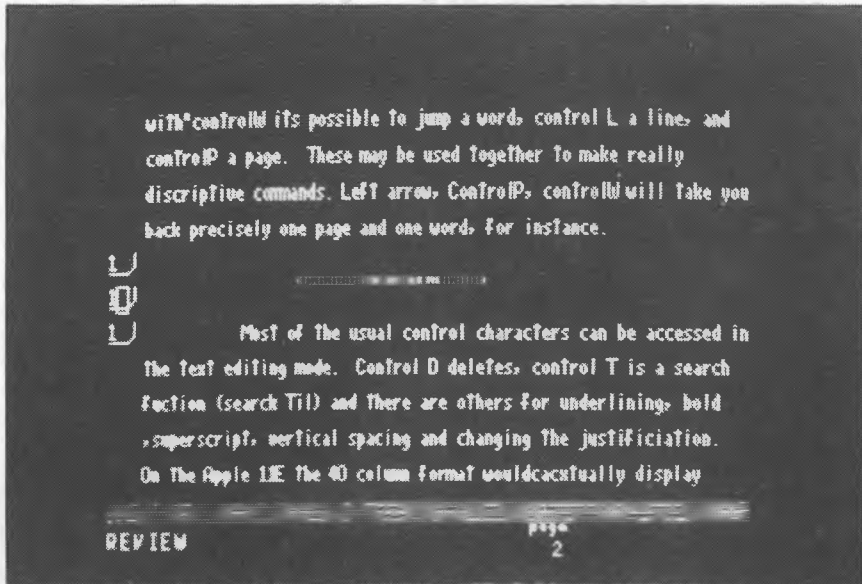
Other things are important, too. The manual, for instance, is of paramount importance for obvious reasons. Equally important is the speed with which you can do without it; for example, the commands used to control the cursor should quickly come to feel intuitive.

As one might expect, Word Handler does well in some areas and poorly in others. When you buy Word Handler (\$85.95 from Edusoft, 582 Warringah Road, Forestville 2087; phone (02) 451 6243) you get a disk and a nice little booklet bound in pseudo-leather, this contains a double-sided floppy disk and a looseleaf manual. The edition we had came in two sections — a tutorial, which is a lengthy account of everything you were ever afraid to ask about word processing, and a short introduction which gives all the information you need to start operating the system.

I was unimpressed to read on page one of the instructions: "The manual will have you operating Word Handler like a pro in twenty minutes." This is lousy psychology. If it's that simple you don't need a manual. And there is nothing quite as humiliating as spending half the night struggling with something the manual tells you should only take a few minutes



```
Enter name of old or new document:
(or INDEX, PRINT, USE DISK *, ERASE, etc.)
```



```
with controlW it's possible to jump a word, control L a line, and
control P a page. These may be used together to make really
descriptive commands. Left arrow, Control P, control W will take you
back precisely one page and one word, for instance.
```

```
Most of the usual control characters can be accessed in
the text editing mode. Control D deletes, control T is a search
function (search TIL) and there are others for underlining, bold
superscript, vertical spacing and changing the justification.
On the Apple IIe the 40 column format would actually display
```

REVIEW

PAGE
2

There are many word processing packages on the market, and choosing which is the one for you is often an arbitrary procedure; usually, you don't know what's in a package until you've been working with it for some time. In this article, Jon Fairall acts as your guide around the Word Handler II for the Apple IIe. Maybe it's what you've been looking for...

Booting Problems

I was conscious of this 20-minute limit because it took me about that long to get the disk into the drive of the Apple IIe and booted correctly. The confusion was caused by the fact that one side of the disk contains 40- and 66-column formats and the other the 80-column. If you use the

80-column you need to boot with one side and then access the files on the other. It's quicker to tell the story than to actually figure it out!

Having sorted out the booting problem, I penetrated into idle mode. This is equivalent to accessing the main menu on other processors. It gives you access to an index of files

WORD HANDLER

on the disk as well as the print and erase functions. You can retrieve any of the files on the disk by typing in its name. A file title can be any string up to 30 characters long. However, you can abbreviate the file name for recall purposes by using a semi-colon. So a title like 'Aunt; Fanny's letter' can be accessed just with 'Aunt'.

Calling up a file puts you into edit mode. In order to originate any text you have to type 'control I' for insert. You go back into the idle mode, and save the file with control E – for end of editing. Although this did not seem intuitive to me when I started using it, it quickly became second nature. I particularly like the fact that it's not possible to leave the file without saving.

Efficient Cursor Control

Once in the editing mode the first thing to do is find how to control the position of the cursor. Here Word Handler is excellent, and, like the manual said, it really is very simple. The two arrows can be used to make the cursor move forward or backward along the line. Used in conjunction with control W it's possible to jump a word, control L a line and control P a page. These may be used together to make highly descriptive commands: for example, <, control P and control W will take you back exactly one page and one word.

Most of these control characters can be accessed in the text editing mode. Control T is a search function (search Till), and there are others for underlining, bold, superscript, vertical spacing and changing the justification. On the Apple IIe, the 40-column format would actually display the special print functions on the screen. In the 80-column mode, however, it did the more conventional thing and just marked the affected letters with reverse video.

Text can be deleted with control D. This is used in conjunction with W, L, and P keys to give instant deletion of a character, a word, a line, or a page, as required.

When editing, the biggest problem for a beginner is the behaviour of the control I (Insert mode). In the insert mode, text can be added to the end of the text or squeezed in between existing letters. The cursor is destruc-

tive, that is, if you try running it backwards to correct a mistake it automatically deletes everything as it goes.

Using the vertical arrows to move the cursor up a line switches insert off. So does control E. Now the cursor isn't destructive, you can't add anything to the end of the file and if you type in the middle of existing text you simply cover what is already there. This can get pretty murderous if you make plenty of typing mistakes.

Normal processing procedure is to ignore typing mistakes in the first drafts of a document. Normally, you should get all the words in the right place and then worry about whether they are spelt correctly. Word Handler does this provided you only want to change existing letters. If you want to insert anything, it's necessary to switch insert on, make your addition and then switch it off again. No doubt one could get used to it, grow to love it even, but it seems unnecessarily complicated. It would be a decided improvement if it were possible to organise a genuine insert function *a la* Wordstar, which requires a toggle independent of anything else you do.

Moving Words

The other really important word processing function is the ability to move text around within a document. Word Handler does this much better than text editing. It's very simple to learn to use. With control C (Copy) and the W, L and P keys you can define an area of text. Pressing the forward arrow or some other control key records the marked area in a temporary memory store. It is inserted into the text with control I control C (Insert the Copy).

Merging text from other documents (the standard letter problem) is accomplished with control G. This is also an intuitively simple process. You are asked for the document name and the line number from within the document. Pressing 'return' transfers the required text to your current workspace. This function can be used with either one or two disks.

It's possible to achieve much the same end with the 'Fill-in' command. This allows you to compose a standard document, with certain areas of text surrounded by < and >. In the fill-in mode, Word Handler allows you to specify a new text sequence to go between the brackets. This is ideal for re-addressing letters and similar functions.

Formatting the page is done with control F. This is a straightforward

menu-type operation in which you are asked to specify parameters like paper width and length, margin size, pitch and lines per centimetre.

There are a couple of other features that are always handy in a word processing package. A 'global search and replace', for example, allows you to change a word or the spelling of a word throughout the document. An alternative use is to substitute abbreviations for commonly used long words. Control L will insert an extra half-line between lines, control P will skip to the top of the next page, and any space marked by a control W will be unbroken. This is invaluable with common situations like 'Mr. Jones' or '10 MHz'.

If you want folded paper printout, Word Handler can do that, too. This amounts to printing out pages in some order other than one ... two ... three. Thus, to create four small pages in a booklet form, it would print page one and page four on one side of a sheet, and then page two and page three on the other. It's even possible to specify that all the even pages should have a different format to all the odd ones (to allow for page numbering or folio lines on one side rather than the other).

Consistency is the Key


One of the things I liked about Word Handler is the number of similarities in the way the different functions operate. This makes them a lot easier to remember and seems to give the program its own special kind of logic. For instance, the cursor, delete, copy and move functions all use the same format of arrow keys followed by the W, L and P keys.

Movement into and out of the insert and editing mode has similar effects on a number of other controls. For instance, control K performs a caps lock function. Control V controls line spacing. In the insert mode both continue to affect the subsequent copy until cancelled. In the editing mode both only affect the paragraph under the cursor.

Word Handler is now also available as part of a package which includes List Handler (usually \$79.95) and Spell Handler (usually \$89.95) – all for \$219.

I quite liked Word Handler. There is a problem with the insert function, but after a while I found it possible to live with it. The merge, copy and delete functions are a delight to use, and the manual, occasional blunders aside, is very good. You should be able to work through it in half an hour.

IT'S ON AGAIN!



FROM PARTICIPATING DEALERS:
SUITS APPLE II, IIc, IIe, III,
IBM PC AND LOOKALIKES.
(ASK FOR HARDWARE CONFIG. DETAILS)

SIX'S' SOFTWARE 6-PACK

\$1195

NORMAL RETAIL VALUE OF THIS SOFTWARE
PACKAGE \$2130

Plus
Special
Offer

THE 6S SOFTWARE 6-PACK INCLUDES

- **DEBTORS** with sales analysis and comprehensive reports
- **INVOICING** with automatic pricing and full integration to Debtors/Inventory ledgers
- **INVENTORY** with sales and profitability analysis - auto buying levels
- **CREDITORS** open item, with complete automatic G/L integration
- **GENERAL LEDGER** with automatic balancing and double-entry
- **PAYROLL** with pay slips, group certificates, automatic taxing and holiday pays

**GIVE YOUR COMPUTER WHAT IT WANTS
- AND WHAT YOU NEED!**

To further enhance the value of the 6-pack. You can receive **ABSOLUTELY FREE** the incredible

- **ASK**: Accounting Scenario Key Program for business analysis
- **TELL**: A powerful, effective word processor.

ONLY APPLICABLE TO SUITABLE HARDWARE

NEWSFLASH!

Six "S"
Business Software
is now on the
Macintosh



SOFTWARE

Six "S" Business Advisory Pty. Ltd.
1st. floor, 39 Gheringhap Street,
Geelong, Victoria 3220
P.O. Box 1220
Telephone (052) 22 4311

PROVEN, GUARANTEED, SUPPORTED

Y/C

Cam. Wil 1112

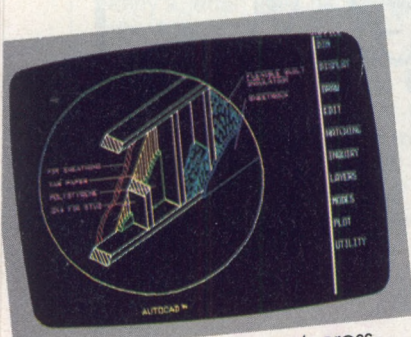
*Entercom
introduces*

AUTOCAD™ 2

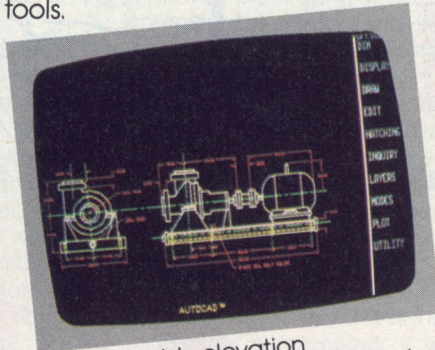


**Automate your drawing office
in the most economical way ever.**

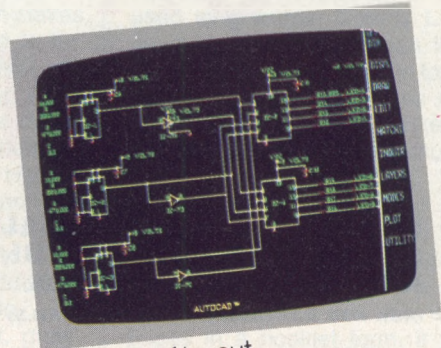
AUTOCAD 2 was the response to the requests of thousands of engineers, architects, facilities planners, and general drafters looking for an affordable, yet high quality, precision drafting tool. AUTOCAD 2 is another major step in our advance from computer-aided drafting packages to the computer-aided productivity tools.




Architectural designer's cross-sectional detail in perspective.



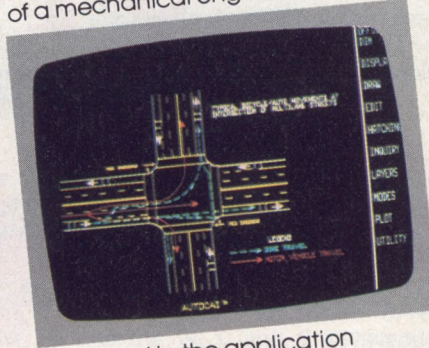
Front and side elevation of a mechanical engineer's drawing.



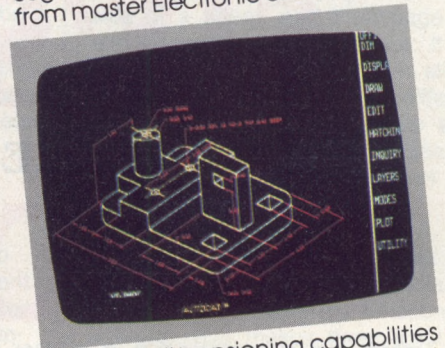
Segment of layout from master Electronic circuit.



Architect's drawing of a front elevation.




Autocad in the application of road & traffic control.




Isometric dimensioning capabilities of Autocad.



Autocad in the use of floor planning and space optimization.



Autocad in the use of Geological sciences.



The latest documented and most professionally-presented software package.

The best names in the microcomputer industry support this most successful computer-aided design drafting package.



ENTERCOM
COMPUTER CO.

SPECIALISING IN COMPUTER-AIDED DESIGN, HARD DISK & NETWORKING SYSTEMS.
For further details & the location of your nearest trained dealer contact ENTERCOM COMPUTER CO.
136 BRIDGE RD. RICHMOND 3121 MELBOURNE, AUSTRALIA. PHONE: (03) 429 9888. TELEX: 30625 ME 1400.

See us at the

PC
85

FAMILY TREE

AT LAST we have a locally written and easy-to-use genealogical computer program. 'Family Tree and Family History', from Projectree, has been written by Wendy Mesley of Sydney for the Apple computer. I am unaware of any other genealogical programs written in Australia; the United States currently dominates the genealogical software market with at least 55 packages.

The attractively packaged Family Tree and Family History software comes with a well-documented manual and one program disk. A little practice with 'Example Family', the sample family tree included in the package, will give the computer novice – or the experienced user unfamiliar with genealogy – an opportunity to experiment before starting to store real family material.

All family information is stored on data disks separate from the program disk, and, as the family files get larger, files can be transferred to other data disks. The maximum number of individuals stored under one family name and on one disk is 900.

Choices

Different functions of Family Tree and Family History are accessed easily through a main menu and several sub-menus. Screen prompting throughout the program helps the operator achieve the desired results.

The 'Personal Details' option in the main menu allows individual records to be displayed, added, changed or deleted in a family. Identification numbers can be assigned to each individual in any combination.

The 'Family Links' menu establishes the family connections, which can be entered and removed at any time. The only constraints are a maximum of three marriages per individual and a maximum of twenty children per marriage. The program does a lot of

When we ran our feature on computers and genealogy in May 1984, we remarked that all the software available for genealogical research originated outside Australia, which made it less than ideal for specifically Australian conditions. Since then one of the winners of our Great Aussie Software Competition (announced in January) has produced an Australian genealogical program, and now Jan Worthington, chairwoman of the computer group of the Society of Australian Genealogists, has made us aware of another.

useful date checking, ensuring that marriage dates check with birth dates and children are in correct order by date within a family. Messages of 'Warning, inconsistent dates' and 'Dates out of sequence' can be overridden and ignored. Children can be repositioned in a family.

The 'Personal History' menu allows entry, editing and deletion of historical or source notes for each individual. Notation can be in a choice of two formats described as 'Who's Who' (25 characters by ten lines per 'page'), and 'Narrative' (50 characters by five lines per 'page'). Unlimited pages can be linked to each other, but deleting a page means deleting the entire history file for a person. This can be overcome by typing over any changes that are necessary, as long as the history notes to be deleted are not lengthy.

The 'Printed Charts' option in the main menu gives plenty of choice for display of family data. Typing the current date when the program is loaded automatically causes the date to be printed on all charts and reports.

The choice of display includes the Family Group Sheet, Ancestor Chart of Birth Brief, and the Descendants Chart, which lists five generations of

a family. Chart numbers assigned by the operator link a chart to other charts as you print them.

The 'Printed Reports' menu can produce reports on your family tree, sorted either by ID number or surname, first name. Other reports produce birthday, Christmas and other family tree lists. Blank forms for collecting family data can be printed ready for use.

Easy to Use

All these and other features make Family Tree and Family History ideal for both inexperienced and advanced Apple II, IIe and IIc users. The original Apple II will need a language card, and a minimum of 48K RAM is necessary. The program will run with one disk drive but two are preferable.

Family Tree and Family History was created using standard Apple files, and Zardax word processing should be compatible. An 80-column printer completes one of the most exciting genealogical software configurations to date. All upgrades are planned to be passed on to the purchaser at minimal cost. Retail price is approximately \$70; for more information on availability, contact Wendy Mesley on (02) 411 7619.

Output Media

MANUFACTURER OF
PRINTED BUSINESS FORMS
DATA PROCESSING SUPPLIES



SPECIAL FUJI DISKETTES

\$33

Per box of ten
5 1/4" SS/DD
Incl. Tax and Postage

**FUJI
QUALITY**

3 1/2" (Apricot, Lisa etc.)
5 1/4 HD (1.6Mb) (Pulsar)
5 1/4 & 8"

LIFETIME WARRANTY

YOU ARE
WELCOME
TO CALL AT

UNIT 19, 170 FORSTER ROAD
MT. WAVERLEY, (Just off Mulgrave Freeway.)

SPECIAL \$28 Incl. Tax and Postage

Australian made lockable storage box
*Hinged Lid *Dividers *Labels
*Replaceable Keys *High Quality
Capacity = 60 5 1/4 Diskettes



MIRA 1000 Computer Tape
Computer Paper, standard sizes
Computer Ribbons

**COMPUTER FORM BURSTERS
SECURITY SHREDDERS**

Please supply Post free
by return mail:

..... Boxes of Diskettes @ \$33 ea.

..... Storage Boxes @ \$28 ea.

Amount enclosed \$.....

Please charge my Bankcard /Visa /Master Card

No Expiry Date.....

Signature

Name

Address

Postcode Amount \$



Output Media

Output Media Pty. Ltd. Manufacturer of printed Business Forms
Unit 19, 170 Forster Road, Mt. Waverley, Vic., 3149
Phone (03) 544 4400. Telex 134 947

YC 3/85

If your graphics utilities are gobbling more than their share of bytes, or if you'd like to be able to switch low-bit colours to high-bit colours on your screen, and similar tricks, without taking up too much space – this program by Ian Chia is for you.

Apple 5-in-1 High-Resolution Graphics BIT MUNCHER

I GAVE UP. Slumped in a chair, my table stacked high with magazines and manuals, I hadn't been able to find one program on merging the high-res screens. Glancing at the computer, I found the cursor blinking merrily, taunting me. As I sighed over the wasted afternoon, it occurred to me to write my own graphics merger.

That was a couple of years ago. I wrote the graphics merger, and a few other graphic colour manipulators, too. But about a month ago, as I tried to save another graphics program on the disk, the drive gave a tired shudder and burped the dreaded message "Disk Full" onto the screen. Cataloguing the disk, I discovered that with the Lisa assembler and all my other graphic utilities on it as well, I simply couldn't fit one more program in.

Not having a spectacular income, I couldn't afford another disk. (Pocket money is on the way down!) So I decided to write all my graphic utilities into one main package, thus shrinking the storage space by a factor of five.



The No Wockas Solution

And here it is. Presenting the Five-In-One Hi-Res Graphics Bit Muncher!

(No relation to the little round-headed guy who runs around in a maze going Wocka-Wocka-Wocka.)

Listing 1. The original bit-munching program.

```

0800      1      FAG
0800      2      *****
0800      3      *****
0800      4      HIRES GRAPHICS BIT-MANIPULATION EDITOR
0800      5      *****
0800      6      Author: Ian Chia
0800      7      Date: 8th October, 1983
0800      8      Apple II, II+, //e Computer
0800      9      *****
0800     10      ENTRY POINT - '768 ($300)
0800     11      CALLING PARAMETERS : CALL 768,X,Y
0800     12      *****
0800     13      X = 1 or 2 (Specifying page number)
0800     14      Y = 1 to 5 (Specifying function)
0800     15      *****
0800     16      Y = 1 : Flips Bit 7 of every byte.
0800     17      Y = 2 : Clears Bit 7 of every byte.
0800     18      Y = 3 : Sets Bit 7 of every byte.
0800     19      Y = 4 : Complement every byte (Inverse)
0800     20      Y = 5 : Merge page 2 onto page 1.
0800     21      *****
0800     22      *****
0800     23      *****
0300     24      ORG $300
0300     25      OBJ $800
0300     26      *****
0300     27      *****
00FB     28      HIRESL EP2 $FB
00FC     29      HIRESH EP2 $FC
00FD     30      HIRESL2 EP2 $FD
00FE     31      HIRESH2 EP2 $FE
00FF     32      PAGE.END EP2 $FF
0300     33      *****
E74E     34      COMBYTE EQU $E74C
0300     35      *****
0300 A9 EA     36      START LDA #$EA ; Put "NOP" instruction in
0302 BD 94 03 37      STA LINE2 ; first to save memory later.
0305     38      *****
0305 20 4C E7 39      JSR COMBYTE ; Get first parameter.
030B E0 01 40      CPX #$01 ; Make sure it's between 0
030A B0 02 41      BGE >1 ; and 5.
030C A2 01 42      LDX #$01
030E E0 03 43      CPX #$03
0310 90 02 44      BLT >1
0312 A2 01 45      LDX #$01
0314 BA 46      TXA
0315 0A 47      ASL ; Shift it five times to
0316 0A 48      ASL ; get right address.
0317 0A 49      ASL
0318 0A 50      ASL
0319 0A 51      ASL
031A 85 FC 52      STA HIRESH
031C 18 53      CLC
031D 69 20 54      ADC #$20
031F 85 FF 55      STA PAGE.END
0321     56      *****
0321 20 4C E7 57      JSR COMBYTE ; Get function parameter.
0324 E0 01 58      CPX #$01 ; Make sure it's between 0
0326 B0 02 59      BGE >1 ; and 6.
032B A2 01 60      LDX #$01
032A E0 06 61      CPX #$06
032C 90 02 62      BLT >1
032E A2 01 63      LDX #$01
0330 E0 01 64      CPX #$01
0332 F0 0F 65      BEQ FLIP
0334 E0 02 66      CPX #$02
0334 F0 20 67      BEQ B7.CLR
033B E0 03 68      CPX #$03
033A F0 2C 69      BEQ B7.SET
033C E0 04 70      CPX #$04
033F F0 38 71      BEQ COMPLMNT
0340 4C A5 03 72      JMP MERGE
0343     73      *****
0343 20 C5 03 74      FLIP JSR F.C.S ; Flip bit 7 preparation.
0344 A9 69 75      LDA #$A9
0348 BD 95 03 76      STA LINE3
034B A9 80 77      LDA #$80
034D BD 96 03 78      STA LINE3+$1
0350 A9 18 79      LDA #$18
0352 BD 94 03 80      STA LINE2
0355 4C BC 03 81      JMP LOOP1
0358     82      *****
0358 20 C5 03 83      B7.CLR JSR F.C.S ; Clear bit 7 preparation.
035B A9 29 84      LDA #$29
035D BD 95 03 85      STA LINE3
0360 A9 7F 86      LDA #$7F
0362 BD 96 03 87      STA LINE3+$1
0365 4C BC 03 88      JMP LOOP1
0368     89      *****
0368 20 C5 03 90      B7.SET JSR F.C.S ; Set bit 7 preparation.
036B A9 09 91      LDA #$09
036D BD 95 03 92      STA LINE3
0370 A9 80 93      LDA #$80
0372 BD 96 03 94      STA LINE3+$1
0375 4C BC 03 95      JMP LOOP1
0378     96      *****
0378 A9 A9 97      COMPLMNT LDA #$A9 ; Complement screen
037A BD 92 03 98      STA LINE1 ; preparation.
037D A9 7F 99      LDA #$7F
037F BD 93 03 100      STA LINE1+$1
0382 A9 51 101      LDA #$51
0384 BD 95 03 102      STA LINE3
0387 A9 FB 103      LDA $HIRESL
0389 BD 96 03 104      STA LINE3+$1
038C     105      *****
038C A9 00 106      LOOP1 LDA #$00 ; Main all-purpose loop.
038E 85 FB 107      STA HIRESL
0390 A0 00 108      LDY #$00
0392 00 00 109      LINE1 HEX 0000
0394 00 110      LINE2 HEX 00 ; Usually a "NOP."
0395 00 00 111      LINE3 HEX 0000
0397 91 FB 112      STA (HIRESL),Y
0399 C8 113      INY
039A D0 F6 114      BNE LINE1
039C E6 FC 115      INC HIRESH
039E A5 FC 116      LDA HIRESH
03A0 C5 FF 117      CMP PAGE.END
03A2 90 EC 118      BCC <1
03A4 60 119      RTS
03A5     120      *****
03A5 A9 00 121      MERGE LDA #$00 ; Merge function.
03A7 AB 122      TAY
03A8 85 FD 123      STA HIRESL2
03AA A9 20 124      LDA #$20
03AC 85 FC 125      STA HIRESH
03AE A9 40 126      LDA #$40
03B0 85 FE 127      STA HIRESH2
03B2 81 FD 128      LDA (HIRESL2),Y
03B4 11 FB 129      ORA (HIRESL),Y
03B6 91 FB 130      STA (HIRESL),Y
03B8 C8 131      INY
03B9 D0 F7 132      BNE <1
03BB E6 FC 133      INC HIRESH
03BD E6 FE 134      INC HIRESH2
03BF A5 FC 135      LDA HIRESH
03C1 C9 40 136      CMP #$40
03C3 D0 ED 137      BNE <1
03C5 A9 B1 138      F.C.S LDA #$B1 ; General purpose pointers
03C7 BD 92 03 139      STA LINE1 ; executed here to save
03CA A9 FB 140      LDA $HIRESL ; memory.
03CC BD 93 03 141      STA LINE1+$1
03CF 60 142      RTS
03D0     143      END
***** END OF ASSEMBLY

```

The entire program is written in machine code and fits into Apple memory page three, so it's co-resident with BASIC programs. You can call it from a BASIC program, or directly. The program uses every possible available byte in page three (\$300-\$3CF), and just leaves enough room for the DOS vectors.

The program can operate on either page one or two of high-res graphics; and can flip, clear or set bit-7 of every byte; or complement every byte; or simply merge page two onto page one. Therefore, you can turn low bit colours (green and violet) into high bit colours (blue and orange), or vice versa, permanently or temporarily; or turn a white-on-black screen into a black-on-white screen; or merge page two onto page one. Of course, if you have a green screen the first three functions aren't going to be very useful to you unless you do commercial



programming. But even so, the last two can help you a lot.

It's All In The Colours

The program does all these nifty things by taking advantage of the relatively simple way the Apple represents colours in memory. In

every byte, bit-7 (the high bit) is used to indicate whether the byte represents green or blue, (or violet as opposed to orange). That's why you have two whites and two blacks. One has the high bit off, while the other has the high bit on. (In theory, it's possible to plot half a dot using these methods,

and achieve 560 x 192 resolution – but that's another story).

Now if the program flipped that high bit to its opposite state – that is, from high to low or low to high – you could change the colours. And if you set every byte on the screen, you either get a screen full of royal blue and ornamental orange, or institutional green and vivid violet. To flip the entire screen from white-on-black to black-on-white, the 6502 processor inside the Apple has a handy command called EOR (exclusive or). This function can find the opposite of a byte in less time than it takes you to say Retupmoc Elppa, and does the entire screen in about one second. Finally, the merge function is taken care of by a command called ORA (logical or). This is a relative of EOR, and its job is to merge two bytes into one. If you do that to every byte within the two pages of high-res graphics, you get a merged picture.

Calling The Program

The program is called by the command "CALL 768,X,Y". X is the parameter specifying page number and can be either '1' or '2'. Y is the parameter specifying function. '1' flips bit-7, '2' clears bit-7, '3' sets bit-7, '4' complements the whole screen, and '5' merges page two onto page one. (Sorry, but you can't specify which page to merge to and from for that function because there simply isn't enough memory to fit it all in!)

The program only runs in Applesoft BASIC because it calls a specific routine in the interpreter to convert

the variables. So I apologise to all those Integer BASIC fans out there.

Listed in this article are two ways to enter the program. One is an Applesoft program, and the other is the hex dump. To enter the Graphics Muncher via BASIC, just run the program and then type BSAVE GRAPHICS MUNCHER,A\$300,L\$DO to save it. To enter the hex dump, type CALL-151; then type the rest of the dump as it is indicated. For example:

```
$300: A9 EA 8D 94 03 20 4C (RE-
TURN)
```

```
$308: E7 E0 01 B0 02 A2 01 (RE-
TURN)
```

Then type BSAVE GRAPHICS MUNCHER,A\$300,L\$DO to save that. And use {CTRL-C}, then {RETURN} to return to BASIC.

The original program has been included to show exactly how the program works. If the programming style looks a bit weird, that's because several structural sacrifices had to be made to fit the program into the 208 bytes available.

All This And More

Finally, a small BASIC graphics editor has been included as an example of how to interface the Graphics Muncher with an Applesoft program. □

Listing 2. Two ways to enter the program – Applesoft and hex dump.

	The Applesoft listing	The HEX dump
10	DATA 169,234,141,148,3,32,76,231,224,1,176,2,162,1,224,3,144,2,162,1,138,10,10,10,10,133,252,24,105,32,133,255,32,76,231,224,1,176,2,162,1,224,6,144,2,162,1,224,1,240,15,224,2,240,32,224,3,240,4,224,4,240,56,76,165,3,32,197,3,169,105	0300: A9 EA 8D 94 03 20 4C E7
20	DATA 141,149,3,169,128,141,150,3,169,24,141,148,3,76,140,3,32,197,3,169,41,141,149,3,169,127,141,150,3,76,140,3,32,197,3,169,9,141,149,3,169,128,141,150,3,76,140,3,169,169,141,146,3,169,127,141,147,3,169,81,141,149,3,169,251,141	0308: E0 01 80 02 A2 01 E0 03
30	DATA 150,3,169,0,133,251,160,0,0,0,0,0,145,251,200,208,246,230,252,165,252,197,255,144,236,96,169,0,168,133,253,169,32,133,252,169,64,133,254,177,253,17,251,145,251,200,208,247,230,252,230,254,165,252,201,64,208,237,169,177,141,146,3	0310: 90 02 A2 01 8A 0A 0A 0A
40	DATA 169,251,141,147,3,96	0318: 0A 0A 85 FC 18 69 20 85
50	FOR I = 768 TO 975	0320: FF 20 4C E7 E0 01 B0 07
60	READ J: POKE 1,J	0328: A2 01 E0 06 90 02 A2 01
70	NEXT	0330: E0 01 F0 0F E0 02 F0 20
80	PRINT CHR\$(4);"FP"	0338: E0 03 F0 2C E0 04 F0 38

Listing 3. BASIC graphics editor.

```

10 REM *****
15 REM *
20 REM * SAMPLE HIRES EDITOR *
25 REM * USING GRAPHICS *
30 REM * MUNCHER. *
35 REM *
40 REM * BY IAN CHIA.24/11/83 *
45 REM *
50 REM *****
55 REM
56 REM
57 REM *** LOAD GRAPHICS MUNCHER

60 PRINT CHR$(4);"LOAD GRAPHI
CS MUNCHER,A$300"

65 REM
70 REM

100 TEXT : HOME : VTAB 7
110 PRINT "DO YOU WANT TO CLEAR"

120 PRINT "THE SCREEN? (Y/N) ";
130 GET A$
140 IF A$ < > "Y" AND A$ < > "
N" THEN 100
150 PRINT A$: PRINT
160 IF A$ = "Y" THEN CLR = 1
170 VTAB 14
180 PRINT "DO YOU WANT TO LOAD I
N"
190 PRINT "A PICTURE? (Y/N) ";
200 GET A$: PRINT A$
210 IF A$ < > "Y" AND A$ < > "
N" THEN 170
220 IF A$ = "Y" THEN GOSUB 500
230 IF CLR = 1 THEN HGR
240 VTAB 21: POKE - 16304,0: POKE
- 16297,0: POKE - 16301,0:
REM DISPLAY HIRES GRAPHICS,
PAGE 1, WITH TEXT WINDOW
250 PRINT "1 - FLIP BIT-7 2
- CLEAR BIT-7"
260 PRINT "3 - SET BIT 7 4
- COMPLEMENT SCREENS - MERGE
PAGE 2 TO 1 ";
270 INVERSE : INPUT "ENTER #";Y
280 NORMAL
290 HOME : VTAB 21: INPUT "PAGE
NUMBER 1 OR 2? ";X
300 IF X = 2 THEN POKE - 16302
,0: POKE - 16299,0: REM
FLIP TO PAGE 2 WITH NO TEXT
WINDOW
310 CALL 768,X,Y
320 GET A$
330 POKE - 16300,0: POKE - 163
01,0: REM FLIP BACK TO PAGE
1 WITH TEXT WINDOW
340 HOME : VTAB 21: PRINT "(Q)UI
T OR (G)O ON? ";
350 GET A$
360 IF A$ = "Q" THEN TEXT : HOME
: VTAB 5: END
370 IF A$ < > "Q" AND A$ < > "
G" THEN 340
380 HOME : GOTO 240
500 REM *** DISK ROUTINE
510 HOME : PRINT "CATALOG? (Y/N)
";
520 GET A$: IF A$ < > "Y" AND A
$ < > "N" THEN 510
530 PRINT A$
540 IF A$ = "Y" THEN PRINT CHR$
(13) + CHR$(4);"CATALOG"
550 PRINT : PRINT "FILE NAME OF
PICTURE TO BE LOADED:"
560 PRINT : INPUT PIC$
570 PRINT : PRINT "OK? (Y/N) ";
580 GET A$
590 IF A$ < > "Y" AND A$ < > "
N" THEN 570
600 IF A$ = "N" THEN PRINT : GOTO
550
605 PRINT A$
610 PRINT : PRINT "LOAD INTO PAG
E 1 UR 2? (1/2) ";
620 GET A$
630 IF A$ < > "1" AND A$ < > "
2" THEN PRINT : GOTO 610
635 PRINT A$
640 IF A$ = "1" THEN PRINT CHR$
(4);"LOAD";PIC$;","A$2000"
650 IF A$ = "2" THEN PRINT CHR$
(4);"LOAD";PIC$;","A$4000"
660 RETURN
    
```

BASICs AIN'T BASIC

Part 1.


ONE VERSION of BASIC developed for micros based on the Motorola 68000 CPU is SVS BASIC-PLUS. SVS stands for Silicon Valley Software, and the version reviewed is Version 2.1 on the Sord M68 machine. Another version of what seems to be the same BASIC is called Computer System BASIC, which is available on the IBM 9000 produced by the instrument division of IBM. But first a few words about the hardware.

The Sord M68 Computer

When I reviewed the Sord M23 machine (YC September 1983) I felt it was a good machine for scientists and engineers, and this feeling is reinforced by the new M68 series. It is solidly built and has all the features one could want for interfacing it to the real world. Since Les Bell reviewed the M68 in the May issue of YC, I won't go into any detail about it. Figures 1 and 2 show what it looks like and the range of interface connections available at the rear of the machine.

The machine, as tested, had two built-in 13 cm floppy disk drives (1 Mbyte each), but there are connectors for additional external floppy disk drives and for a hard disk. The monitor was a green screen showing 25 lines by 80 characters of text and four pages of 640 by 400 graphics resolution. Clearly, all the hardware power one could require is there, and at \$6800 the M68 is very reasonably priced.

There are three operating systems for the M68. These are CP/M 80 and Sord's proprietary OS for the Z80 processor, and CP/M 68K for the 68000 processor. The system senses which operating system is present at boot time and activates the appropriate processor. CP/M 68K comes with several well laid out and indexed manuals, including the *Operating System User's Guide*, the *Operating System Programmer's Guide* and the *C Language Programming Guide* – all



BASIC stands for Beginners' All-purpose Symbolic Instruction Code, and was first developed at Dartmouth College about 25 years ago. Though the language has long been scorned by professional programmers, much has happened since the first versions of BASIC were released and today more people use it than any other language – because of its universal availability on microcomputers. In this series, Dom Swinkels takes a look at recent versions of BASIC developed for micros based on the Motorola 68000 CPU.

written by Digital Research and printed in the USA. In addition, there are the more machine specific *Reference Guide for M68 Users* and the *GP-IB Programmer's Guide for M68 Users*, written by Sord. These two manuals are quite readable, but not indexed.

The languages available are FORTRAN, Pascal and of course BASIC – all from Silicon Valley Software.

SVS BASIC-PLUS

SVS BASIC-PLUS is clearly modelled on BASIC-PLUS for the Digital Equipment PDP 11 series minicomputers. Variable names can have up to 30 characters, so that meaningful names can be assigned. Numeric variables can be either integer or real, and the real variables cover the range $\pm 10E \pm 308$ with a precision of about 15 digits. This is the same as double precision on most other

HI-TECH C

An Australian developed C Compiler that runs rings around the opposition.

Features:

- Compiles Full V7 C — including enums and structure operations
- Produces fast, compact code — outperforms all competitors.
- Complete I/O library
- Source for libraries included — no royalties
- Easy to use — one command compiles, assembles and links
- Powerful debugging tool included
- Command line I/O redirection
- FAST floating point
- Locally developed and supported
- Supports ROM-based software
- Includes MACRO assembler, linker and librarian

There are many C compilers now available for the Z80 and 8086 (or 808) processors; the quality ranges from terrible to quite good, and not all are available for both processors. Now there is a wholly Australian-developed compiler which outperforms all the others in all areas. HI-TECH C produces smaller, faster code than any other compiler for these processors, has a better user interface and provides features which are optional extras with the others. Furthermore, HI-TECH C delivers what we promise; although there is no such thing as bug-free software, we do not release unreliable products.

This is a solid production-quality compiler now being used by government departments, major Australian companies and many small companies and individuals. It is available for the Z80 and 8086/8088 processors, running under CP/M-80, CP/M-86 and MS-DOS (or PC-DOS). Whether you are a commercial software developer or a hobbyist wanting to learn the most popular small-system language today, HI-TECH C can provide the answers to your needs.

Z80 BENCHMARK (2Mhz Z80)

Program: Primes (Eratosthene's sieve)

Compiler	Execution Time	Compilation Time	Program Size
HI-TECH C	40	100	4153
Whitesmiths	60	420	15745
C/80	63	140	3584
Aztec	78	144	9168

8086 BENCHMARK (IBM PC under MS-DOS)

Program: Eight Queens

Compiler	Execution Time	Compilation Time	Program Size
HI-TECH C	14	105	4500
Lattice C	17	111	14000

Version	Price
Z80 CP/M	\$250.00
MS-DOS 2.xx	\$300.00
CP/M-86	\$300.00
Z80 and 8086	\$475.00
Manual only	\$ 25.00



HI-TECH SOFTWARE

The leading edge of Software Technology

PO BOX 103, ALDERLEY, 4051, QLD.
PHONE: (07) 38-3852

systems, yet the speed of calculation is greater than most other systems manage using single precision. For example, it calculates EXP(10) 10,000 times in about 55 seconds. In comparison, an IBM-PC using Microsoft BASIC takes about 75 seconds in single precision. The Apple Macintosh, which also uses the 68000 processor, took about 310 secs using Microsoft BASIC. However, using MacBASIC which is written specifically for the Macintosh is a different story – as we will see later in this series.

The result of the EXP(10) calculation in SVS BASIC-PLUS is 22026.4657948067, but a normal PRINT command will only print 22026.5, though all significant figures are carried in memory for further calculations. To print all 15 digits you must use the PRINT USING command and the 15th digit will not necessarily be correct.

I checked precision by printing $2 \uparrow J$ for $J=1$ TO 50 with 15 = digit precision, since errors are easy to spot in this series. All is well up to $J=48$ where the result is high by 1 in the 15th digit.

On the other hand, the system variable PI is only correct to seven figures. The value given by SVS BASIC-PLUS is 3.14159257908399, while the correct value is 3.14159265358979. The difference may be trivial in most situations, but it costs no more to have it right to 15 places. I checked the precision of the trig functions (SIN, COS, TAN and ATN) and these seem to be accurate to about 15 places. So if you need an accurate value of PI, calculate your own; for example, $MYPI=4*ATN(1)$. By the way, the double-density version of BASIC-PLUS on the PDP 11 is correct to 15 decimal places.

Numeric Strings

If for some reason 15 digits are not enough, there are the numeric string operations which allow you to go to 55 significant digits. These are limited to the four basic operations of addition, subtraction, multiplication and division. To use them, you define your numbers as numeric strings such as $A\$="1234.56789"$ and $B\$="987.654321"$. New numeric strings are then formed using the functions:

```
C$ = SUM$(A$,B$)
D$ = DIF$(A$,B$)
E$ = PROD$(A$,B$,P)
F$ = QUO$(A$,B$,P)
```

to form the sum, the difference (A-B), the product and the quotient (A/B). The parameter P in the last two functions determines the number of decimal places retained in the result. Most everyday computations do not require this level of precision, but anyone working in number theory would probably find it very useful.

It reminds me of the story of the young soldier, who wanted to win the hand of the king's daughter. He performed many brave deeds in the service of the king. After one particularly valuable service the king offered him any reward he wished and the soldier asked for the king's daughter. The king refused, but promised him anything else instead. The king also declared that if he was unable or unwilling to grant his new request, the soldier could marry his daughter. The soldier went away to think about it and came back with his new request: he asked for a grain of wheat on the first square of a chess board and requested that the amount be doubled on each subsequent square until all 64 squares had been accounted for. The king readily agreed and sent his mathematicians away to work out how much grain he owed the soldier. The soldier got to marry the king's daughter, but your problem is to calculate exactly how many grains of wheat the soldier asked for. When you have thought about it you will see it's easy using

the above functions but quite a problem otherwise.


Matrix Commands

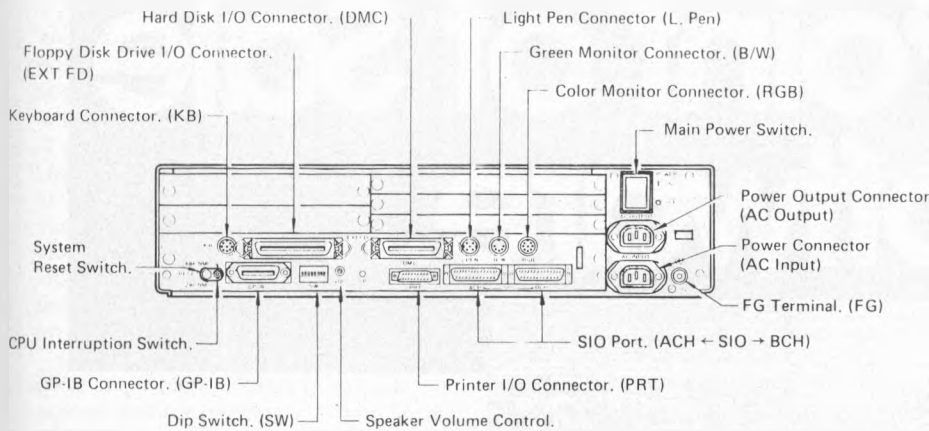
The attractions of SVS BASIC-PLUS are however not limited to its high speed and high precision features. It also provides a powerful set of matrix commands. Matrix commands are not often found in BASIC. They are of the form $MAT \langle \text{variable name} \rangle = \dots$ or $MAT \langle \text{command} \rangle \langle \text{variable name} \rangle$ where the variable name is the name of an array and the command is one of a number of simpler commands such as READ, INPUT and PRINT. Using these commands, entire arrays can be manipulated without FOR/NEXT loops. Some examples are:

```
MAT A = B + C
MAT X = (5) * X
MAT Y = X * Z
```

There are some requirements which must be met. Matrix addition or subtraction means that the corresponding elements of the two arrays are added or subtracted. This of course only makes sense if the two arrays are of the same shape, that is, they have the same number of columns and the same number of rows. Matrix multiplication requires that the number of columns in the first matrix (X in the above example) is the same as the number of rows in the second matrix (Z above). Finally, there are the three functions unique to matrix operations. These are:

TRN – Take the transpose of a matrix.





and when the function is used later these are replaced by the values used in the FN call.

The control statements available for structuring your program are:

```
IF-THEN-ELSE
WHILE-NEXT
UNTIL-NEXT
FOR-NEXT
FOR-WHILE
FOR-UNTIL
```

These can generally be used in two ways best shown by a couple of examples:

```
FOR J=1 TO 10:PRINT J:NEXT J
or PRINT J FOR J=1 TO 10
IF T>5 THEN PRINT "Time to go"
or PRINT "Time to go" IF T>5
```

It should be noted that in FOR/NEXT loops the loop counter must be used with NEXT (for example, NEXT J), to distinguish this from the NEXT without a loop counter used with WHILE or UNTIL. While testing the behaviour of the various control statements I got myself into several infinite loops, such as PRINT A UNTIL A>10. To get out of it I automatically hit Control C. This got me out of the loop but also dropped me out of BASIC and back to the operating system, with the result that I lost my BASIC program. There seems to be no way to interrupt a BASIC program from the keyboard without losing BASIC and your program. A few other facilities I have become used to are RENUMBER, and the system variables TIME and DATE (or TIME\$ and DATE\$). None of these seem to be available in SVS BASIC-PLUS on the Sord M68.

Other Features

SVS BASIC-PLUS has all the usual mathematical functions (LOG, EXP, trigonometric functions, RND, SQR, INT, FIX, ABS and so on). String functions include LEFT, RIGHT, MID, LEN, INSTR and STRING\$. There are no graphics commands in SVS BASIC-PLUS, but Sord has its own powerful graphics language (SGL), which is accessible from any language capable of printing ESC sequences. This is very useful as the same graphics routines can be used from BASIC, FORTRAN or Pascal. For some details of SGL see my article

INV - Invert a matrix.

DET - Find the determinant of a matrix.

If you are mathematically oriented you will know the power these functions provide for solving simultaneous equations and for doing statistics or 3D graphics. All of them can be simulated using a number of FOR/NEXT loops, but these commands make computations requiring such operations a lot simpler to program and a lot faster to execute.

Matrix inversion is another good test of the speed of a machine/language combination. Inversion of a 40 by 40 matrix took 55 secs. This means that we could solve a set of 40 equations with 40 unknowns in less than a minute.

Program and Data Size

The Sord M68 tested had 256K of RAM. After loading the operating system and BASIC, about 85K was left for programs and data. This meant the biggest array which could be defined was about 100 by 100, since this requires 100 x 100 x 8 bytes in double precision. However, there seems to be no limit to the size of the program and its variables, other than the physical memory limitation. Even that is no limit to the size and number of arrays, as we can define virtual arrays which reside on disk. The only size limit for arrays, both in memory and on disk, seems to be that the total number of values in the array must be less than 32767. The largest square matrix possible is therefore 180 by 180, as this represents 181 x 181 = 32761

values. Some additional restrictions apply to string arrays but the ability to define virtual arrays on disk certainly provides a great deal of new power for BASIC, particularly with a hard disk. Using floppy disks is fairly slow, and operations such as inversion of a virtual array are impractical because of this. However, virtual string arrays provide a convenient alternative to random access files for storing and retrieving string data.

Another method of increasing the effective program size is through the use of COMMON and CHAIN commands. CHAIN "PART2" runs a program named PART2.BAS on the default disk. Normally the use of the CHAIN command resets all variables to zero and to null strings. But if some variables have been declared in COMMON, these variables are retained in memory and are immediately available in the new program.

Structured Programming

One criticism often levelled at BASIC is that it does not readily allow structured programming. Well, SVS BASIC-PLUS has more forms of conditional statements than most other languages, and allows the use of multi-line functions. A multi-line function has the form

```
DEF* FN<variable name>
(argument/s)
<statements>
FNEND
```

The statements within the function definition can use the optional arguments after the variable name,

The Breeze Retail Point of Sale Software...


The 'Breeze' sophisticated micro-computer replaces the humble cash register, right at the Point Of Sale — and not only handles normal cash register functions faster and more efficiently, but also operates C.O.D.'s, Laybys, Account Sales and Payments, at the touch of a button.

The 'Breeze' is a breath of fresh air through your entire Point Of Sale operations — from the Point Of Sale flows the complete management functions of any business, including Stock Control, Sales Analysis, Accounts, Invoices, Statements, Sales Tax, Debtors Aged Balances, Sales Representative Commissions, even Banking Slips.

Your most junior cashier will find it a breeze to use, with the Credit Card and Bar Code Reader — because Breeze is specifically designed for fast customer service and accurate collection of data.

The 'Breeze' Software is available on the IBM PC & XT, IBM compatibles, Sirius & Apricot computers.

The 'Breeze' Retail Software System places all this vital information right at your very fingertips.



**improves your profitability
as well as your
lifestyle**

The 'Breeze' features:

- Cash, C.O.D., Layby and Account Sales
- Instant update of debtors accounts, inventory records, sales statistics, and sales tax as the sale is entered
- Full perpetual stock recording and reporting including stock reorder, stock status, and stock taking report
- Product sales analysis reports including margins
- Price lists
- Debtors aged trial balance
- Debtors statements
- C.O.D. deliveries listing
- Layby customer aged trial balance
- Overdue charges report
- Bank deposit report
- Magnetic credit card option
- Bar code reader option
- Inter computer communication option

The Breeze Benefits Summary:

- Easy installation
- Fast efficient operation
- 'User friendly' and easy to use
- Provides flexible and comprehensive management reporting
- Designed for future growth from diskettes to hard disk
- State of the art programming provides 'user selectable' systems options
- Thoroughly tested Software
- Comprehensive communication options
- Additional options — including bar code and magnetic stripe card readers
- Specifically designed for the Retail Point Of Sale environment.

The Breeze — a breath of fresh air for your business and your lifestyle.



Breeze Software (Aust.) Pty. Ltd.
P.O. Box 1220, Geelong 3220.
Telephone (052) 21 6144

in the September 1983 issue of *YC*. The M68 can use most SGL commands and all commands are clearly described with examples in the 220-page SGL manual.

BASIC programs are **SAVED** on disk in text format, so they can be **TYPED** from the operating system and can be edited using any text editor. Syntax is checked as each line is entered from the keyboard or loaded from disk. An error message is printed and the offending line is listed on the screen up to and including the character which the interpreter rejected. This does not stop you from entering additional lines. Subsequent **LISTING** of the program will start all lines containing an error with a question mark.

I found editing in SVS BASIC-PLUS quite a problem. There is no full screen editing capability. There is an **EDIT** <line number> command, but it is not described in the manual, which leaves a great deal to be desired. It consists of a 163-page reference manual, not a user manual or tutorial. It is assumed that the user has a basic grasp of the language, or that he will obtain that from one of the many books on BASIC. That is fair enough, but the manual does not

have an index or an alphabetical listing of all the commands. This makes it difficult to find things in it. The IBM manual for Computer System BASIC, on the other hand, has about 450 pages including a 20-page index and a 192-page alphabetical listing of all commands with examples.

SVS BASIC-PLUS can be compiled to produce a file with the extension **.BAC** instead of **.BAS**. The compiled program can still be **LISTED** and all line numbers are shown, but instead of the original BASIC statements the message "Compiled Code" is displayed. You can add new lines of source code and **RUN** the combination of normal BASIC lines and compiled code, but such a combination program cannot be compiled again or loaded from disk. The compiled program does not run faster, so compilation only serves to hide your code from observation.

Another unusual feature of SVS BASIC-PLUS is that variables are not reset when you **RUN** or when you modify the program. This can be very useful during debugging, but it means you must define the initial values of all variables. Multiple assignment statements such as **A,B,C=0** are allowed, to make this easier.

BASICs AIN'T BASIC

Conclusions

BASIC for Motorola 68000-based machines has clearly come of age in SVS BASIC-PLUS. It has all the power and speed one could wish for. It provides high precision and has a wide range of conditional statements and function definitions to allow well structured programming. There are almost no limitations on program size and data size other than the physical limits of the machine.


There are some features to get used to, such as the need to initialise all variables in the program. The SVS version on the Sord M68 has some limitations, such as the lack of a **RENUMBER** command, and the **TIME** and **DATE** functions. The manual could be significantly better, and you can't interrupt a BASIC program from the Sord keyboard without dropping out of BASIC altogether and going back to the operating system.

All in all, SVS BASIC represents a significant development of BASIC for microcomputers. □

CAN YOU AFFORD TO BE WITHOUT A *MINDER*

The most complete and affordable system includes:

\$3600
inc. tax



Dealer enquiries welcome

For further information contact:



CONSULTECH AUSTRALIA PTY. LTD.

271 Blackburn Road, Mount Waverley, Victoria 3149
telephones National (03) 233 8999 233 8273

OPTIONAL ACCESSORIES
10M byte Hard Disk Drive
Local Network System
Colour Monitor
Intelligent Modem

MAIN BOARD

- 16 Bit intel 8088 4.77 MHz processor
- 256K RAM standard (expandable to 704K RAM)

DISK CONTROLLER AND I/O BOARD

- Controls two floppy disk drives
- Serial RS 232 port
- Parallel centronics port
- Games port
- Clock and calendar (battery backed)

MAGIC DISPLAY CARD

- Monochrome display mode
- Colour graphics display mode
- Suits most types of monitors

FLOPPY DISK DRIVES

- Two double-sided, doubledensity 5 1/4 inch floppy
- Formatted capacity 360K bytes (9 sectors)

KEYBOARD

- Ergonomic design sculptured keys, low profile
- 83 keys, 10 function keys, LED caps lock and num lock keys
- Functionally IBM-PC compatible

MAGIC VIDEO MONITOR

- Green or amber
- Tilt and swivel
- Totally compatible with magic display card

OPERATING SYSTEM

- MS-DOS 2.11 licensed by Microsoft

OPEN ACCESS SOFTWARE

- Electronic spreadsheet
- 3-D graphics
- Word processor
- Appointment scheduler
- Telecommunications module
- Revolves around powerful information manager

BACKUP YOUR DISKS

\$98.95

plus \$2.00 postage & packaging

EDD is the most powerful disk duplicator available for your Apple™ computer. Unlike the Copycards which only copy single load programs, EDD backs up your entire disk. EDD can back up more protected software than all other copy programs or Copycards put together. Since EDD is automatic, you will no longer have to change parameters to duplicate most disks, although every parameter is fully documented in our extensive manual. We also provide updated EDD program lists.

EDD runs on Apple II, II+ (including most compatibles), IIc, IIe and III (in emulation mode), with one or two 3.5 disk drives.

ESSENTIAL DATA DUPLICATOR III™

- EDD rarely needs parameter changing.
- Automatically finds the beginning of each track.
- Unlike any of the Copycards; EDD backs up the entire disk — not just what is in memory.
- Accurately finds "auto-sync" bytes and their lengths.
- Can copy 1/4 and 3/4 tracks.

Order by phone

To order your copy send Cheque or Money Order to:

UTILICO SOFTWARE
83 Hall Street, Bondi Beach, NSW 2026
Telephone: (02) 30-2105



G-PASCAL

for Commodore 64

G-Pascal is a program development system for your Commodore 64 that incorporates a high-speed compiler for a subset of the popular structured Pascal language.

G-Pascal has many extensions that support features of the Commodore 64 such as sprites, graphics and sound effects.

G-Pascal is available on disk or cassette and is supplied with an 80-page User Manual which includes a tutorial on Pascal.

G-Pascal may be purchased direct from Gambit Games - cheques, postal orders and major credit cards accepted, or see your local dealer. Recommended retail price: \$79.50. Please phone or write for a brochure (no stamp required):

Freepost 124Y,

Gambit Games

P.O. Box 124, Ivanhoe VIC 3079
Phone: (03) 497 1283

EMONA HAS MOVED!!

GOULBURN ST

GEORGE ST
HAYMARKET 90



CAMPBELL ST

Our new address is
**1st Floor, 720 George St.,
SYDNEY**
(above Mick Simmons Sports Store)

**COME TO OUR NEW SHOWROOM
AND SAVE \$\$\$ ON OUR
OPENING SPECIALS**

MicroProfessor MPF-III

STANDARD FEATURES

- Runs 8 languages • Upper & lower case
- Detachable keyboard with 90 keys
- 40 80 column (keyboard selectable)
- Centronics printer interface
- 36 tone sound generation chip
- Powerful editing features
- 4 additional expansion slots
- One key basic command entry
- 12 programmable function keys
- Numeric key pad
- RF Modulator • Cassette interface
- High & low resolution colour graphics
- 64K RAM 24K ROM
- Comprehensive operation manual
- Pal colour




\$688 * !!!
**Apple IIe
compatible**

EMTEK HM-123

UNBELIEVABLE
LOW PRICE!


22 MHz
AMBER
OR
GREEN

Swivel base



SAKATA SP-1200

120 c.p.s.



OPENING
SALE \$
SPECIAL!

DOT MATRIX TRACTOR/FRICTION FEED

FLOPPY DISK DRIVES

Reliable DIRECT DRIVE
mechanism



PRICE SO
LOW YOU'LL
HAVE TO
SEE IT TO
BELIEVE IT!

Apple compatible 40 track



EMONA COMPUTERS PTY LTD 1st Floor, 720 George St., Sydney, N.S.W.
(above Mick Simmons Sports Store)
Phone: (02) 212-4599 Tlx: 74500

EMTEK reg. Trade mark of Emona Computers Pty Ltd

* Add 20% Sales Tax if applicable

Microprocessor — Trademark of Multitech Industrial Corp

Getting More From COMMODORE BASIC

WHAT THE BASIC manuals always fail to point out is that a few minor considerations before you start a program plus some changes in the way you structure or organise your code can result in significant speed improvements.

As well as this there is a fair collection of statements rarely used as few people understand how they really work. Take the WAIT statement, for example. In a games environment, where the player must move an object around the screen or aliens must be moved according to a little simplified logic, the use of Boolean Arithmetic can greatly decrease the amount of code needed while increasing the speed.

Before I explain how we can use some of the above ideas, let's have a look at a few principles worth sticking to. To fully understand why they work you'll need a bit of an insight into how the BASIC Interpreter operates.

Program Storage

We all know that BASIC programs are stored in order of their line numbers. The text is compacted into an abbreviated form by replacing commands with a single value. For example, the keyword 'THEN' is stored as the number 167. These codes are known as tokens. This compressing process saves space in memory and when you store your programs on disk or cassette.

BASIC is a great language for beginners, but we don't all stay beginners forever. Sooner or later you'll discover BASIC is just a bit too slow for some applications. There must be a way – should you learn assembly language? You don't have the time. What you can do is make an effort to improve your programming in BASIC; there are a thousand and one short cuts to learn – Andrew Farrell offers a few here.

Between each compacted line is a link address which tells BASIC where the next line starts. This link is followed by our line number, the line itself and then a zero to signify the line has ended.

The very end of our program is flagged by three zeros at the end of the last line. If these are missing, when you type 'LIST' the display will contain a lot of rubbish after the last line. This may also happen if the links are upset or part of the program corrupts. Why would that happen?

Well, you don't have to worry about your program just falling to bits, but if you accidentally POKE the wrong location or LOAD some sprites or characters in the wrong place, things may get a little messy.

Run Time

Now we have a bit of an idea how

it's all stored, let's see what happens when you type 'RUN'. First BASIC executes the CLR statement to ensure all our variable pointers are pointing to the right place and all our variables are zero. A variable pointer tells the operating system where a certain type of variable is stored; there's a special area for arrays, another for strings and another for plain old numbers.

Next it grabs the first character from the first line and starts trying to make sense of it all. If it runs into a GOTO statement the operating system scans your program from start to finish, searching for the line number. As you can imagine, the higher the line number is in relation to the rest of your program, the longer BASIC has to scan for it.

So we come to our first two tips:

- Always place routines which are

often called upon close to the start of your program.

- Place routines which are only used once or twice at the end of your program along with any DATA statements.

I often start programs with the line '1 GOTO 1000'. This leaves plenty of space for placing all those time-critical operations at the start of your program.

IF condition THEN statement

Program direction or flow often changes with the use of an 'IF-THEN' statement. It is this statement which, when modified a little, can often make a great speed difference. This is especially true if it is part of a FOR - NEXT loop. So to tips three and four:

- The most common path of program flow should be via the most direct route - that is, the part after the THEN statement should be the last executed section.

- Do not do wasteful testing. If a condition has already been established, avoid double testing it. This is especially true in large programs.

The 'IF-THEN' statement can often be removed by use of 'ON n GOTO' or 'ON n GOSUB'. Perhaps an example is required here:

```
10 IF X=1 THEN 100
20 IF X=2 THEN 200
30 IF X=3 THEN 300
40 IF X=..etc
```

This may be condensed to:

```
10 ON X GOTO 100,200,300,400...
```

Far tidier and much faster. Once you have mastered the use of a statement don't assume that is the only way to do things. Always look for short cuts, and most of all put into practice any you discover.

Variables

Numbers may be stored as integers or floating point variables. The crazy part is no matter which way you do it they are converted back to floating point when involved in an expression. This takes time and in an often-executed expression will be quite significant. So the next tip is:

- Unless you really need the space saved, use floating point variables.

This next tip is very interesting, as it is perhaps the least obvious or least expected of the improvements that could be made to your program. Conversion from one form of variable to another takes time, as we have already established. However, so does the conversion required to change an ASCII value to a decimal value. When does that occur? Look at the following example.

```
POKE 1024,5
```

Stored in a program the 'POKE' command would be tokenised. When run, the 1024 and the five must be converted to integers and then to floating point, in case they are to be operated on, then back to an integer, a time-consuming process. This next tip can sometimes double the speed of operation.

- Use variables, not constants, in place of ASCII numbers.

In the above example we could define the value C=1024 and P=5 to be used later as:

```
POKE C,P
```

The result is easier to read if you use meaningful variables, not to mention a little faster. This rule can be carried to its greatest extreme by replacing all constants, even a '1', with variables. That way you've already done the job of converting ASCII to integer and integer to floating point before that value is ever used.

A Dot Ahead of the Rest

We often have to use the value zero in a 'FOR-NEXT' loop or in an 'IF-THEN' statement. Clearing an area of memory may also call for the use of POKE n,0. Next time you do that, try replacing the zero with a '.'. Simple. BASIC interprets the decimal point as equalling zero faster than anything else around. I can think of several hundred uses straightaway.

Logical Operators

You'll often see them in the IF-THEN statement. Used properly they can save a lot of space and execution time. A complex decision based on several variables can be made without too much fuss. Here's an example.

```
10 INPUT "Start ";s
20 INPUT "End ";e
30 IF (S>E) OR (S<1) OR (E>100)
   THEN STOP
40 PRINT "The rest of the
   program.."
```

Nice and simple. We collect two variables 'S' and 'E'. Then in line 30 we make sure that 'S' and 'E' do not exceed the limitations placed on them

and that 'S' is not greater than 'E'. A typical use for the above statement may be in a database when you're asking for the range of records to Delete or Copy. We wouldn't want a value higher than the last record or lower than the first. Also, the start of the range would have to be less than the end.

In the above case use of the 'OR' function within an IF-THEN statement was fine. Now let's have a look at another example.

```
10 GET R$: IF R$="" THEN 10
20 IF R$="(csr left)" THEN
   X=X+1
30 IF R$="(csr right)" THEN
   X=X-1
40 IF R$="(csr down)" THEN
   Y=Y+1
50 IF R$="(csr up)" THEN Y=Y-1
60 IF X>20 THEN X=1
70 IF X<1 THEN X=20
80 IF Y>23 THEN Y=1
90 IF Y<1 THEN Y=23
100 POKE SC=X+(Y*40),81
110 GOTO 10
```

Very messy, not to mention frightfully slow. There must be another way. With a bit of knowledge about the AND, OR and NOT statements you could probably narrow things down a bit, but there's an even better way. Have a close look at the next program - it does exactly the same as the previous example.

```
10 POKE 198,0: WAIT 198,1: GET
   R$
20 X=X+(R$="(csr left)")-(R$="(csr
   right)")
30 Y=Y+(R$="(csr up)")-
   (R$="(csr down)")
40 X=X+(20*(X<1))+(20*(X>20))
50 Y=Y+(23*(Y<1))+(23*(Y>23))
60 POKE SC=X+(Y*40),81
70 GOTO 10
```

As you can see, it's a whole lot shorter than our first attempt at - well, it should move a ball around the screen. Of course, we would have to add another line to make sure our ball was visible, but let's not worry about that.

Line 10 is different. POKE 198,0 says make sure there are no characters in the keyboard buffer. This stops any nasty accidental keypresses slipping through; WAIT 198,1 means wait until location 198 contains the value one. Remember, location 198 is the place where our computer stores the number of characters in the keyboard buffer waiting to be processed by your program or the operating system.

Automatic Ice Co. Direct Connect Modem For Apple IIe.

★ Super Intelligent direct connect modem for Apple II & IIe fully contained on a single card — plugs into slot #2 — (does not require separate serial card or external line isolation device).

★ 300 Baud full duplex or 1200/75 and 75/1200 with automatic line turnaround. Provision for expansion to **CCITT Type V22 operation (1200 Baud full duplex) and V26 (2400 Baud half duplex) with a piggyback expansion board available early 1985.**

★ A full monochrome version of Prestel Videotext is implemented in EPROM as well as a limited colour version within the Apple colour display capabilities. A separate Videotext display card with the full colours and features of Prestel as well as an extended high resolution format will be available early 1985. A single keystroke entry immediately turns the Apple into a Prestel Terminal as required by the Telecom Viatel system coming on line in 1985. The modem can operate as a full editing and composing terminal to generate and transmit pictures as an information provider as well as receiving pictures, saving or retrieving to disc and operating under a user-written program, making intelligent decisions on pictures received or sending pictures from memory or disc. Pictures can be dumped to a printer and the **Apple Scribe printer will dump colour pictures.** The firmware transmits the user ID automatically from the battery backed CMOS Ram and the ID can be remotely programmed as required by Viatel. Prestel dialling is also automatically done from phone numbers stored in the CMOS Ram.

★ **A complete comprehensive communications program** contained in EPROM allows easy and immediate transmission and reception of Binary files, Text files and Basic programs to memory or disc — **No other communications software is required.** All modem firmware is bankswitched into the \$C200 space and does not interfere with other program memory or disc.

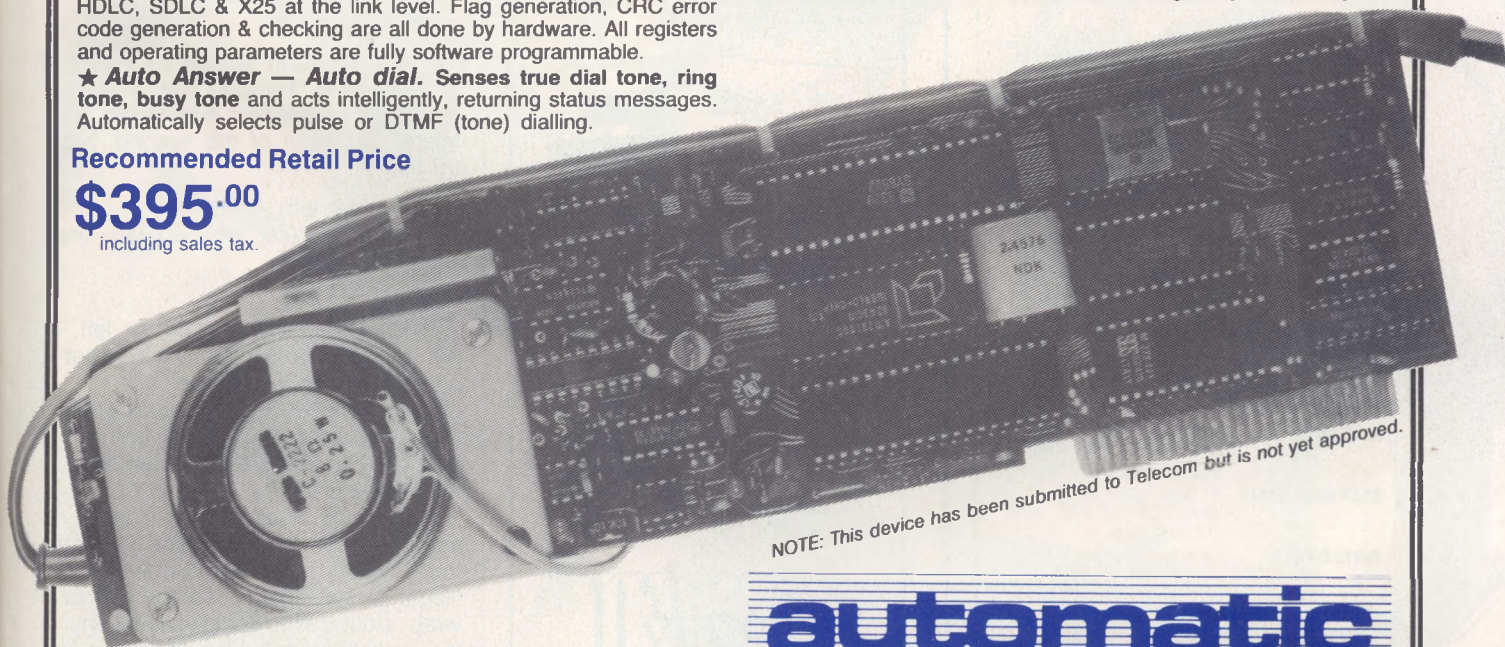
★ Asynchronous or synchronous operation. Supports Bisynch, HDLC, SDLC & X25 at the link level. Flag generation, CRC error code generation & checking are all done by hardware. All registers and operating parameters are fully software programmable.

★ **Auto Answer — Auto dial.** Senses true dial tone, ring tone, busy tone and acts intelligently, returning status messages. Automatically selects pulse or DTMF (tone) dialling.

Recommended Retail Price

\$395.⁰⁰

including sales tax.



NOTE: This device has been submitted to Telecom but is not yet approved.

THE FOLLOWING UNITS WILL BE AVAILABLE LATE JANUARY 1985:

★ A plug-in card modem as above to suit the IBM PC — \$445.⁰⁰ including sales tax.

★ RS232 Intelligent stand-alone modem for the Apple IIc, Commodore, Macintosh and all terminals with an RS232 port — \$295.⁰⁰ including sales tax.

**automatic
Ice
company**

10 Smith Street, Charlestown. 2290. N.S.W.
Tel: (049) 63 3188

WE SET THE PACE IN NATIONWIDE COMPUTER SERVICING

The Customer Engineering Division of PACE Computer Services operates as a Third-Party Service and Support Organisation to the computer industry in Australia.

We provide national support facilities on a range of minicomputers, microcomputers, terminals, printers and microfiche readers from our Service Centres in each mainland state.

QUALITY SERVICE

Many of our engineers have more than 10 years computer industry experience. In fact all engineers receive continual training both locally and overseas.

You are assured of prompt response when you call as the best service is fast service.

Each Service Centre is strategically located so that local management can best respond to your needs

SERVICE OPTIONS

PACE's Technical Support Specialists are able to identify the needs of each customer's system with regard to maintenance and specify accordingly.

Service can be provided by preventative maintenance under contract or on time and materials as required.

Call your nearest Service Centre now for professional advice and support.

SYDNEY	35 Moore Street, LEICHHARDT NSW 2040 (02) 692 7900 Telex: AA71 706
MELBOURNE	39 Wellington Street WINDSOR VIC 3181 (03) 529 2522
BRISBANE	Suite 45, 2 Benson Street TOOWONG QLD 4066 (07) 371 6211
CANBERRA	29 Aintree Court PHILLIP ACT 2606 (062) 82 3281
ADELAIDE	68 North Terrace KENT TOWN SA 5067 (08) 42 4271 Voice Call: (08) 271 1066 user: 226
PERTH	15th floor, Nat West House 251 Adelaide Terrace PERTH WA 6000 (09) 325 9053

PACE
COMPUTER SERVICES

CED093R

Speed up the ten slowest parts of your computer.

Even the fastest fingers slow down when they struggle with computer commands. And no matter what software you use, you still have to enter the same thing over and over again.


That's why you need SmartKey II™ Plus, the software that lets you control your computer with a single keystroke.

Add SmartKey II™ Plus to Wordstar and you can juggle margins and insert "boilerplate" paragraphs or sentences with just one key. Add it to Lotus 1-2-3 and you can concentrate on the numbers instead of the mechanics.

Don't type in the same thing twice. SmartKey II™ Plus can remember commands, words, paragraphs, even entire letters. With SmartKey II™ Plus you can work faster and never worry about which keys to press.

It's easy to see why thousands of people all over the world are already using SmartKey II™ Plus to make their lives easier.

Best of all, SmartKey II™ Plus is only \$77. To see how SmartKey II™ Plus can speed up your work, pick up a copy at your computer dealer. It's the smartest move you will ever make.



"SmartKey II™ runs on CP/M 80"

"SmartKey II™ Plus runs on

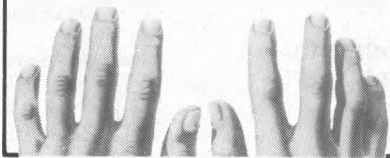
PC-DOS, MS-DOS, CP/M-86."

SmartKey II™ is a trademark of FBN Software. WordStar is a trademark of MicroPro, Inc. Lotus 1-2-3 is a trademark of Lotus Development Corporation. CP/M is a trademark of Digital Research, Inc. MS-DOS is a trademark of Microsoft, Inc. PC-DOS is a trademark of IBM.

FBN Software, (062) 861102
16 Coles Place, Dealer enquiries
Torrens, ACT 2607 welcome

SMARTKEY II
Plus

A Stroke Of Genius.



COMMODORE BASIC

Next we grab a character, just as you normally do with GET R\$. Now's where the fun begins. I've scrapped all those IF statements and replaced them with a much faster statement which uses the results of relationship tests to decide what to do.

Any given comparison, whether it is performed by a relationship operator such as '<','>','=' or a Boolean operator such as 'AND' or 'OR', produces an arithmetic true/false result. Try the following:

PRINT (2=2)

A minus one will appear. This means the expression was evaluated as being true. Now try:

PRINT (2=3)

A zero will appear. This means the expression is false. We can use this evaluation in programs. In fact the above example uses plenty of them, which is why we are all so confused at this very moment. The evaluation may also take place in string comparisons such as in line 20. Try this:

PRINT (R\$="FRED")
(R\$="FRED")

The expression is true so the result is minus one. Thus, in line 10, X=X+ the result of the first expression minus the result of the second. Now try this:

R\$="(csr left)" X=5
X=X-(R\$="(csr left)")+(R\$="(csr right)")
PRINT X

Since R\$ is equal to cursor left, X will be equal to X-(-1). Don't forget a positive minus a negative is a positive. So X=X+1. If none of that makes sense one of us is failing miserably - and since it's probably me I'll keep trying.

Line 30 modifies the Y value in much the same way as line 20 does the X value. Lines 40-50 check for illegal values and cause the ball to wrap around if it does exceed any of the limitations set. Line 60 sticks the ball on the screen. Now for line 65:

65 POKE 55296+X+(Y*40),1
And line 5:
5 X=1:Y=1



Now you've got the whole program, type it in and try it out. For a fair comparison of the speed differences run the first program just for fun. □

TV★star

ONLY
80¢

8 DAYS OF TV PROGRAMS

It's fast becoming the magazine everyone needs as their guide to the best television . . . TV Star is the showbiz specialist! The big stories, the best pix both at home and Hollywood: It's here first!



PROGRAMMED FOR
ENTERTAINMENT

POCKET PROGRAM

Reactor Chase

The aim of this game is to deactivate all the reactors on the screen by entering them at the base and exiting at the top.

Caution: If you touch the border or your own trail (both coloured light green) you will die, and also condemn about another 100,000 people to a lingering death for every reactor you leave active.

If you are successful in clearing the first screen, you will be

sent to screen 2 which has five reactors, and then to screen 3 which has seven.

If you manage to deactivate all 15 reactors you will be awarded the 'Gold Star', and enjoy the immense gratitude of the populace.

Warning: Choose your level carefully - 'Expert' is very fast indeed.

**R. Woodhouse
Tullamarine, VIC**

```
1 REM *****
2 REM * *
3 REM * REACTOR CHASE *
4 REM * *
5 REM * APPLE 1[ 48K *
6 REM * R.WOODHOUSE *
7 REM * *
8 REM *****
9 HOME
10 VTAB 12: HTAB 12: PRINT "* RE
  ACTOR CHASE *"
11 FOR W = 1 TO 3000: NEXT W
12 HOME
13 VTAB 12: PRINT " DO YOU WANT
  INSTRUCTIONS? (Y/N)
14 PRINT : INPUT " > ":A$
15 IF A$ < > "Y" THEN 17
16 GOSUB 6000
17 GOSUB 6500
20 LEVEL = 1
30 GR :P = 3:SC = 0: HOME
35 Q = RND (1)
40 A = 0:B = 20
50 GOSUB 5000
60 VTAB 22: HTAB 22: PRINT "SCOR
  E : "
70 VTAB 22: HTAB 5: PRINT "LEVEL
  : ":LEVEL
90 COLOR= 12
100 HLIN 0,39 AT 0
110 HLIN 0,39 AT 39
120 VLIN 0,39 AT 0
130 VLIN 0,39 AT 39
140 HLIN 7,12 AT 20
150 HLIN 27,32 AT 20
160 HLIN 17,21 AT 14
170 HLIN 17,21 AT 24
1000 X = PEEK ( - 16384)
1010 POKE - 16368,0
1020 IF X = 193 THEN 3000
1030 IF X = 218 THEN 4000
1040 PLOT A,B
1050 A = A + 1
1060 FOR T = 1 TO 2: NEXT
1070 IF SCRN( A,B) = 12 THEN GOTO
  10000
1075 IF SC = P THEN GOTO 7000
1085 HTAB 30: VTAB 22: PRINT SC
1090 GOTO 1000
2000 X = PEEK ( - 16384)
2010 POKE 16368,0
2020 IF X = 193 THEN 3000
```

```
2030 IF X = 218 THEN 4000
2040 PLOT A,B
2050 A = A - 1
2060 FOR T = 1 TO 2: NEXT
2070 IF SCRN( A,B) = 12 THEN GOTO
  10000
2075 IF SC = P THEN 7000
2085 HTAB 30: VTAB 22: PRINT SC
2090 GOTO 2000
3000 X = PEEK ( - 16384)
3010 POKE - 16368,0
3020 IF X = 149 THEN 1000
3030 IF X = 136 THEN 2000
3040 PLOT A,B
3050 B = B - 1
3060 FOR T = 1 TO 2: NEXT
3070 IF SCRN( A,B) = 12 THEN 10
  000
3075 IF SC = P THEN GOTO 7000
3080 IF SCRN( A,B) = 13 AND SCRN(
  A,B - 1) = 9 THEN SC = SC +
  1: PRINT CHR$( 7)
3085 HTAB 30: VTAB 22: PRINT SC
3090 GOTO 3000
4000 X = PEEK ( - 16384)
4010 POKE - 16368,0
4020 IF X = 149 THEN 1000
4030 IF X = 136 THEN 2000
4040 PLOT A,B
4050 B = B + 1
4060 FOR T = 1 TO 2: NEXT
4065 IF SCRN( A,B) = 12 THEN 10
  000
4070 IF SCRN( A,B) = 12 THEN 10
  000
4075 IF SC = P THEN 7000
4085 HTAB 30: VTAB 22: PRINT SC
4090 GOTO 4000
5000 COLOR= 1
5010 D = 7:E = 32:F = 17:G = 10:H
  = 27:I = 32
5020 J = 7:K = 10:L = 27:M = 10
5030 N = 17:O = 32:S = 17:T = 21
5040 VLIN E - 3,E AT D + 1
5050 VLIN E - 3,E AT D + 3
5060 VLIN E - 4,E - 3 AT D + 2
5070 PLOT D,E: PLOT D + 4,E
5080 COLOR= 13: PLOT D + 2,E - 2
  : COLOR= 9: PLOT D + 2,E - 3
5090 COLOR= 1
5100 VLIN G - 3,G AT F + 1
5110 VLIN G - 3,G AT F + 3
5120 VLIN G - 4,G - 3 AT F + 2
5130 PLOT F,G: PLOT F + 4,G
5140 COLOR= 13: PLOT F + 2,G - 2
  : COLOR= 9: PLOT F + 2,G - 3
5190 COLOR= 1
5200 VLIN I - 3,I AT H + 1
5210 VLIN I - 3,I AT H + 3
5220 VLIN I - 4,I - 3 AT H + 2
5230 PLOT H,I: PLOT H + 4,I
5240 COLOR= 13: PLOT H + 2,I - 2
  : COLOR= 9: PLOT H + 2,I - 3
5280 IF SC > 2 THEN 5290
5285 RETURN
5290 COLOR= 1
```

```

5300 VLIN K - 3,K AT J + 1
5310 VLIN K - 3,K AT J + 3
5320 VLIN K - 4,K - 3 AT J + 2
5330 PLOT J,K: PLOT J + 4,K
5340 COLOR= 13: PLOT J + 2,K - 2
      : COLOR= 9: PLOT J + 2,K - 3

5390 COLOR= 1
5400 VLIN M - 3,M AT L + 1
5410 VLIN M - 3,M AT L + 3
5420 VLIN M - 4,M - 3 AT L + 2
5430 PLOT L,M: PLOT L + 4,M
5440 COLOR= 13: PLOT L + 2,M - 2
      : COLOR= 9: PLOT L + 2,M - 3

5480 IF SC > 7 THEN 5490
5485 RETURN
5490 COLOR= 1
5500 VLIN O - 3,O AT N + 1
5510 VLIN O - 3,O AT N + 3
5520 VLIN O - 4,O - 3 AT N + 2
5530 PLOT N,O: PLOT N + 4,O
5540 COLOR= 13: PLOT N + 2,O - 2
      : COLOR= 9: PLOT N + 2,O - 3

5590 COLOR= 1
5600 VLIN T - 3,T AT S + 1
5610 VLIN T - 3,T AT S + 3
5620 VLIN T - 4,T - 3 AT S + 2
5630 PLOT S,T: PLOT S + 4,T
5640 COLOR= 13: PLOT S + 2,T - 2
      : COLOR= 9: PLOT S + 2,T - 3

5999 RETURN
6000 HOME : VTAB 3: PRINT "THE O
      BJECT OF THIS GAME IS TO
      DE-ACTIVATE ALL THE A
      TOMIC REACTORS ON"
6010 PRINT "THE SCREEN BY ENTERI
      NG THEM AT THE BOTTOM A
      ND LEAVING THEM AT THE TOP,
      BEFORE THEY EXPLODE."
6015 PRINT
6020 PRINT "YOU MUST NOT TOUCH T
      HE BORDER,THE BARRIERS
      OR YOU OWN TRAIL (ALL COLOU
      RED LIGHT GREEN) OR YOU WILL
      DIE OF RADIATION PO
      ISONING AND THE REACTORS
      WILL MELT DOWN, KILLING THOU
      SANDS OF PEOPLE!!!!!"
6030 PRINT : PRINT "IF YOU CLEAR
      ALL REACTORS ON THE FIRST
      SCREEN YOU WILL BE TAKEN TO
      THE NEXT LEVEL WHICH IS H
      ARDER"
6040 PRINT : PRINT "USE THE 'A'
      AND 'Z' KEYS FOR UP AND
      DOWN MOVEMENT AND THE '<- ' A
      ND '->' KEYS FOR LEFT AN
      D RIGHT."
6050 PRINT : PRINT : PRINT "
      PRESS <SPACE> WHEN READY TO
      START"
6060 GET A$
6070 RETURN
6500 HOME : VTAB 12: HTAB 3: PRINT
      "ENTER YOUR RATING"
6510 HTAB 22: PRINT "(B)EGINNER

```

```

6520 HTAB 22: PRINT "(A)VERAGE
6530 HTAB 22: PRINT "(E)XPERT
6540 GET A$
6550 IF A$ = "B" THEN Z = 400
6560 IF A$ = "A" THEN Z = 200
6570 IF A$ = "E" THEN Z = 100
6580 RETURN
7000 TEXT : HOME
7010 IF SC > = 8 THEN 7100
7020 P = 8:LEVEL = 2
7030 VTAB 12: HTAB 15: PRINT "PL
      EASE WAIT"
7040 FOR R = 1 TO 1500: NEXT R: HOME

7050 GR
7060 GOTO 40
7100 TEXT : HOME
7110 IF SC > 14 THEN 8000
7120 P = 15:LEVEL = 3
7130 VTAB 12: HTAB 15: PRINT "PL
      EASE WAIT"
7140 FOR R = 1 TO 2000: NEXT R: HOME

7150 GR
7160 GOTO 40
8000 TEXT : HOME : VTAB 12: HTAB
      12: PRINT "CONGRATULATIONS"
8010 PRINT : PRINT " YOU HAVE SA
      VED " : INT ((15 + Q) * 10000
      ):" PEOPLE"
8020 PRINT : PRINT "YOU WILL BE
      AWARDED THE GOLD STAR"
8030 PRINT : HTAB 10: PRINT "FOR
      EXCELLENCE"
8040 GOTO 8040
10000 FOR A = 1 TO 5
10001 HGR : HCOLOR= 5: POKE 28, PEEK
      (228): CALL 62454
10002 FOR X = 1 TO 30: NEXT X: PRINT
      CHR$ (7)
10003 HGR2
10004 NEXT A
10005 TEXT : HOME : PRINT : PRINT
      " YOU BLEW IT!!!!!"
10010 PRINT : PRINT "BECAUSE OF
      YOU " : INT (((15 - SC) + Q) *
      100000):" PEOPLE DIED"
10020 PRINT : PRINT "DO YOU WISH
      TO TRY AND DO BETTER"
10030 PRINT : PRINT " NEX
      T TIME"
10040 PRINT : INPUT " > " : A$
10050 IF A$ = "Y" THEN 20

```

Computer Cricket

This game originated during the cricket season last year, after I watched so many games get washed out by rain. The computer game can be played by two people or two teams. The program allows you to use the names in the data statements, or to select your own teams.

About the only significant feature not included here is sundries, which I found slowed down the game too much.

Key 'W' bowls the ball.

Key 'A' moves the batsman left.

Key 'D' moves the batsman right.

Key 'S' swings the bat.

It takes a lot of practice, but it is possible to obtain scores in excess of 300 for a team and the odd century for an individual player.

Line 2000 must use abbreviated commands for 'POKE' to remain within the maximum number of characters allowed for a line.

To obtain a printout of the final scores hit key 'P' at the end of the game. The game ends automatically if Team 2's score exceeds that of Team 1.

Programmer's Note: When this program was first completed it ran too slowly to be very exciting or challenging. By substituting variables for real numbers the speed of the program was increased dramatically, as variables are stored in binary and the time required to convert real numbers to binary is eliminated. Also, the most used variables were stated first.

K. A. Vonhoff
Toowoomba, QLD

```

1 FORI=828T0889:READA:POKEI,A:NEXT
2 DATA173,232,3,174,230,3,157,139,30,165,197,224,17
3 DATA240,19,224,18,240,29,173,231,3,174,230,3
4 DATA157,139,30,169,2,157,139,38,96
5 DATA174,230,3,224,3,240,4,202,142,230,3,76,79,3
6 DATA174,230,3,224,5,240,4,232,142,230,3,76,79,3
7 BL=RD(-TI)
8 BL=8129:BT=0
9 PRINT"O":K=0:K1=0:K2=1:S1=0:S2=0:K3=8:K4=81:K6=197:K7=9:K8=41:CO=30720:K5=2
10 K9=90:SO=7702:BD=-22:K0=87
11 P2=32:S3=0:P1=32:O=0:P=32:B0=77:B1=64:B2=78:B3=21:B4=22:B5=23
12 RS=1:B5=0:W=0:G=0:O1=0
13 POKE998,5:POKE999,87:POKE1000,32
14 DIMA$(19),A(19),TS(2)
15 TS(0)=0:TS(1)=0
16 NZ=0
17 FORI=0T019:ACI)=0:NEXT
18 PRINT"DO YOU WISH TO ENTER NAMES FOR YOUR TEAMS? TYPE 'Y'OR'N'"
19 GETN$:IFN$=""THEN32
20 IFN$="N"THENGOSUB8100:GOTO46
21 PRINT"IS YOUR TEAM - KEEP NAMELESS THAN 7 LETTERS":FORI=1T02000:NEXT
22 FORI=0T09:INPUT"PLAYER",A$(I):NEXT
23 PRINT"IS OPPOSITION TEAM - 7 LETTERS MAXIMUM":FORI=1T02000:NEXT
24 FORI=0T019:INPUT"PLAYER",A$(I):NEXT
25 POKE36879,95
26 PRINT"O:#####"
27 PRINT"#####| | | | |"
28 PRINT"#####| | | | |"
29 FORI=1T04:PRINT"#####| | | | |"
30 PRINT"#####| | | | |"
31 FORI=1T013:PRINT"#####| | | | |"
32 PRINT"#####| | | | |"
33 RS=1:CK=0
34 PRINT"SUB'MAN':"S":BS:PRINT"QB":A$(NZ)
35 PRINT"UNKTS':"S":W
36 PRINT"ROVER':"S":OV:RO=TS(0)-TS(1)+1
37 PRINT"TEAM1:#####(TEAM 1)#####":TS(0)
38 PRINT"TEAM 2"
39 PRINT"NEEDS#####":RO
40 PRINT"ATO WIN"
41 K=PEEK(K6)
42 IFK=K7ANDS1=K1THENS1=S1+K2:O=O+K2:IFO=7THENO=K2:OV=OV+K2:PRINT"#####"
43 IFK=K8ANDS2=K1THENS2=S2+K2
44 IFK=K9ANDS3=K1THENS3=S3+K2:GOSUB3000
45 ONCKGOTO900
46 SYS(828)
47 ONR3GOTO100
48 GOTO50
49 IF S1=K2 THEN POKE BL+CO, K5:POKE BL, K4: S1=K5: R1=INT(RND(1)*5)+12: R2=INT(RND(1)*4)+1: RETURN
50 POKE BL, P2:POKE BL+CO, K2
51 IF S1=R1 THEN GOSUB 2500
52 BL=BL+BD: S1=S1+K2: P2=PEEK(BL)
53 IF BT=BL THEN S1=0:POKE BL+CO, 1:POKE BL, 42: P2=32: P1=32: BD=-22: BT=0: N=N+1: GOTO 400
54 IF BL<SO THEN S1=0: BD=-22: BL=8128+INT(RND(1)*5)+1: P2=32: CK=0: RETURN
55 IF P2=K9 THEN S1=0:POKE BL, 78: BD=-22: P2=32: BL=8128+INT(RND(1)*5)+1: S2=0: RS=0: GOTO 5000
56 IF P2=K0 AND BD=-22 THEN POKE BL, 42: GOSUB 2100: GOTO 5100
57 POKE BL+CO, K5:POKE BL, K4
58 RETURN
59 S1=0: BD=-22: P2=32: BL=8128+INT(RND(1)*5)+1: S2=0: RS=0
60 PRINT"#####.B.W"
61 RETURN
62 ONR2GOTO 2510, 2515, 2520, 2525
63 BD=-22: RETURN
64 BD=-45: RETURN
65 BD=-43: RETURN
66 BD=-44: RETURN
67 IF S2=K2 THEN PK=PEEK(998): BM=7819+PK: BT=BM-22:POKE BT+CO, K2:POKE BT, K9: S2=K5: RETURN
68 POKE BT, P1
69 IF S2=K3 THEN S2=0:POKE BT, P1: P1=32: BT=0: CK=0: RETURN
70 N=S2-K2: ONNGOTO 3010, 3011, 3012, 3013, 3014, 3015
71 SB=B0: BT=BM-B5: GOTO 3026

```


COMPUTER CRICKET CONTINUED

◀ After the ball has been hit the screen changes to display the field and fielders.

◀ Final score at the end of the game.

The screenshots show the progression of a cricket game. The top row shows a batsman being caught out and then bowled (LBW). The middle row shows a batsman being bowled and then preparing to hit the ball. The bottom section displays the final score for two teams, Team 1 and Team 2, with various statistics like runs, wickets, and overs.

Top left: Caught out.
 Top right: LBW.
 Above left: Bowled.
 Above right: Batsman preparing to hit the ball.

```

7012 IFI+10>GANDA(I+10)=0THENPRINT" -":GOTO7015
7013 IFI+10=5THENPRINT"5":STR$(A(I+10)):"":GOTO7015
7014 PRINTSTR$(A(I+10))
7015 NEXT
7020 PRINT"00SCORE":TAB(11):"SCORE"
7030 PRINT"3":TS(0):TAB(11):TS(1)
7040 IFG1=1THENV0=0V
7060 PRINT"00VERS":V0:
7070 PRINTTAB(11)"0VERS":0V
7071 A0=0 AW=0
7075 IFG1=2THENG0SUB11000
7080 IFG=20THENFORI=0TO19:A(I)=0:NEXT:G=0
7100 FORI=1TO20000:NEXT:OV=0:RETURN
7200 R6=INT(R5/5):IFR6=4ANDINT(RND(1)*15)=9THENR6=6
7210 PRINT"00R6":FORI=1TO750:NEXT
7220 S0=0 BS=B3+R6:A(G)=A(G)+R6:TS(G1)=TS(G1)+R6:P=32
7225 IFOV=0ORW=0THEN7290
7230 A0=INT(TS(G1)/OV):AW=INT(TS(G1)/(W+1))
7230 RETURN
8000 GOTO8000
8100 FORI=0TO19:READA$(I):NEXT
8110 DATAWESSELS,DYSON,WOOD,BORDER,HUGHES,YALLOP,PHILIPS,LAWSON,HOGG,RK'MAN
8120 DATAHAYNES,GRNIDGE,RCH'SON,GOMES,RICH'DS,LLOYD,DUJON,GARNER,M'SHALL,HOLDING
8130 RETURN
9000 PRINT"0":T=TI
9001 FORI=1TO1000:PRINTS3:NEXT
9002 PRINT:PRINTTI-T
10000 REM SCREEN COPY
10010 R#=CHR$(145):V#=CHR$(146):OPEN#4:PRINT#4:G=PEEK(648)*256:PRINT#4:R#:"FORP=
GT0G+505
10020 C=PEEK(P):C$="" IF(P-G)/22=INT((P-G)/22)THENPRINT#4:CHR$(8)+CHR$(13)+CHR$(
15),
10030 IFC>128THENC=C-128:C#=CHR$(18)
10040 IFC<32ORC>95THENC=C+64:GOTO10060
10050 IFC>63ANDC<96THENC=C+128
10060 C$=C#+CHR$(C):IFLEN(C$)>1THENC$=C#+V#+R#
10070 PRINT#4:C$:NEXT:PRINT#4:CLOSE4:END
11000 GETA$:IFA$=""THEN11000
11005 IFA$="N"ORR$="R"ORR$="S"ORR$="I"THEN11000
11010 IFA$="P"THEN10000
11020 GOTO8000
    
```

```

1 REM DECOY GAME FOR VZ-200
2 REM WRITTEN BY GRANT ROWE
4 POKE30862,80:POKE30863,52
5 COLOR8,0
10 CLS
15 PRINT
20 PRINT"  P. P' P' P' (I)"
30 PRINT"  (I P ( (0 ))"
40 PRINT"  A - - - - -"
50 PRINT
55 PRINT"LEFT JOYSTICK TO MOVE SHUTTLE,"
56 PRINT"EITHER BUTTON TO FIRE."
57 PRINT"YOU ARE TO HOVER OVER A PART"
58 PRINT"OF THE PLANET,ZELTA.WHILE OUR"
59 PRINT"FIGHTERS ARE TO ATTACK ON"
60 PRINT"THE OTHER SIDE OF THE PLANET,"
61 PRINT"YOU ARE THE DECOY FOR ZELTA"
62 PRINT"SHIPS AND GROUND FIRE..."
63 PRINT"WARNING:DON'T LEAVE ATMOSPHERE."
"
64 PRINT"GOOD LUCK..PRESS S TO START."
70 L$=INKEY$:IFL$="S"THENGOTO100ELSEGOTO
70
100 S=0:M=3:H=20
120 MODE(1):COLOR,0
130 FORI=127TO0STEP-1:COLOR3:SET(I,62):N
EXTI
135 P=20:P2=31
140 FORI=127TO0STEP-1:X=RND(4)
150 IF X=20RX=3THENJ=3
160 IFX=10RX=4THENJ=2
161 COLORJ:IFX=3THENSET(I,60)
163 SET(I,61):NEXTI
170 N=0
180 K=0:Z=0:KY=0:GZ=0:KZ=0:JR=15
190 BN=0
194 COLOR4:YN=0
195 GOSUB500:FORI=1TO100:UX=USR(UX):COLO
R,XN:YN=YN+1
196 IFXN>1THENXN=0
197 NEXTI:COLOR,0
200 A=(INP(43)AND31)
201 CR=RND(10):IFH<14THENCR=RND(20)
202 IFH<6THENCR=RND(28)
203 COLOR4:R=RND(126):SET(R,CR)
204 IFCR>JRTHENJR=CR
205 IF A=31THENGOTO300
210 IF A=26THENGOSUB550:GOSUB600:GOSUB61
0:GOTO300
220 IF A=25THENGOSUB550:GOSUB600:GOSUB63
0:GOTO300
230 IF A=22THENGOSUB550:GOSUB610:GOSUB62
0:GOTO300
240 IF A=21THENGOSUB550:GOSUB620:GOSUB63
0:GOTO300
250 IF A=30THENGOSUB550:GOSUB610:GOTO300
260 IF A=29THENGOSUB550:GOSUB630:GOTO300

```

```

270 IF A=27THENGOSUB550:GOSUB600:GOTO300
280 IF A=23THENGOSUB550:GOSUB620
300 GOSUB500
305 AZ=(INP(39)AND31)
310 IF A=15ORAZ=15THENGOSUB900
315 IFN=1THENGOSUB990:GOTO330
320 N=RND(H):IFN=1THENC=P-3:C2=60:IFS>25
00THENKY=1
330 IFK=1THENGOSUB750:GOTO340
335 K=RND(H):IFK=1THENE=30+RND(75):EN=58
340 IFZ=1THENGOSUB800:GOTO346
345 IFK=1THENZ=RND(H):IF Z=1THENL=E+2:L2
=EN+3
346 XG=RND(2):IFGZ=1THENGOSUB400:GOTO370
347 IFK=1ANDEN>P2-5ANDEN<P2+2ANDXG=1THEN
UZ=E-3:UY=EN:GZ=1
370 IFKZ=1THENGOTO380
371 IFK=1THENKZ=RND(H):IF KZ=1THENYZ=E+3
:YY=EN-3
372 GOTO200
380 RESET(YZ,YY):RESET(YZ+1,YY):YY=YY-2:
IFY<12THENKZ=0:GOTO200
381 IFYZ>P-8ANDYZ<P+1ANDYY>P2-2ANDYY<P2+
2THEN1000
382 COLOR4:SET(YZ,YY):SET(YZ+1,YY):GOTO2
00
400 RESET(UZ,UY):RESET(UZ+1,UY):RESET(UZ
+2,UY)
410 UZ=UZ-3:IFUZ<1THENGZ=0:RETURN
420 COLOR4:SET(UZ,UY):SET(UZ+1,UY):SET(U
Z+2,UY)
430 IF UY>P2-3ANDUY<P2+2ANDUZ>P-8ANDUZ<P
+1THEN1000
440 RETURN
500 COLOR8:SET(P,P2):SET(P-1,P2):SET(P-2
,P2):SET(P-3,P2)
505 SET(P-4,P2):SET(P-5,P2):SET(P-6,P2):
SET(P-3,P2+1)
510 SET(P-4,P2+1):SET(P-5,P2+1):SET(P-4,
P2-1):SET(P-5,P2-1)
515 SET(P-5,P2-2):COLOR6:SET(P-3,P2-1):R
ETURN
550 RESET(P,P2):RESET(P-1,P2):RESET(P-2,
P2):RESET(P-3,P2)
555 RESET(P-4,P2):RESET(P-5,P2):RESET(P-6,
P2):RESET(P-3,P2+1)
560 RESET(P-4,P2+1):RESET(P-5,P2+1):RESE
T(P-4,P2-1)
565 RESET(P-5,P2-1):RESET(P-5,P2-2):RESE
T(P-3,P2-1):RETURN
600 P=P-5:IFP<10THENP=106
605 RETURN
610 P2=P2-4:IFP2<JRTHEN2000
615 RETURN
620 P=P+5:IFP>106THENP=10
625 RETURN
630 P2=P2+4:IFP2>55THENP2=55

```

Decoy

Decoy can be played on the VZ-200, and requires joysticks. High resolution is used and instructions are given in the program. As the game progresses, so does the degree of difficulty.

Grant Rowe
Arnccliffe, NSW

The Olivetti/AT&T personal computer is now ready for business. It's a fast, flexible, reliable personal computer that is more than just a superior piece of hardware. Behind it is a commitment to a better way of managing information and communications. One that can pay off handsomely in increased productivity and profits. Because our PC is designed to be flexible enough to meet all your business needs — today and in the future.

Whether you use it as a stand-alone work station or in a fully integrated system, you'll find our PC a high performance machine. And a hard working addition to your office.

INTRODUCING THE OLIVETTI AT&T PC. NOW THERE'S A REAL ALTERNATIVE.

Its fast processing and high resolution graphics will help make any computer task a computing pleasure. In addition, you can expect more standard features. More expansion slots. More options for future growth.

Our PC is also totally compatible with the MS-DOS operating system. It runs the most popular off-the-shelf software (including Symphony, Lotus 1-2-3, Framework and Flight Simulator) with no modification. Financial analysis. Forecasting. Budgeting. Word processing. Inventory. The Olivetti/AT&T PC does it all.

And its flexibility means that when it's time to expand, our PC will actually make your computer growing pains painless.

Finally, there is Olivetti's unmatched nationwide service and support. Always there when you need it.

MS-DOS and Flight Simulator are trade marks of Microsoft Corporation.
Lotus 1-2-3 and Symphony are trade marks of Lotus Corporation.
Framework is a trade mark of Ashton Tait.



FRIENDLY & COMPATIBLE

To Olivetti, GPO Box 3993, Sydney, NSW, 2001.
Telephone: (02) 358 2655.
Sounds good. Send full details please
Phone me

Name _____

Company _____

Address _____

_____ P/code _____

Business Phone _____

olivetti
Europe's Number One.

GREY/OLIV 0168

Bi-XT-88 16 bit computer, the ultimate IBM™ compatible.

Complete system with 256K RAM memory with dual DSDD floppy disk drives, Taxan Vision III colour monitor and PX-120 dot matrix printer for only **\$3,500.00**



20 DDSS 5.25" disks with free DX-50 storage box	\$58.00
Ram card (256K)	\$420.00
Multifunction card	\$430.00
Disk drive card	\$200.00
Colour graphics card	\$320.00
Monochrome card	\$320.00
4164 Memory chips	\$5.00
10 Megabyte hard disk	\$1800
10 5.25" DSDD disks	\$38.00
10 5.25" SSDD disks	\$29.00
DX50 disks storage box	\$18.00

All prices include Sales Tax.

BI COMPUTER PTY. LTD.

Suite 23, Minton House
2A Bayswater Road,
Kings Cross, NSW 2011

Tel: (02) 356-2388, 356-2962

All correspondence to: P.O. Box 896,
Potts Point, NSW 2011

Wide range of accessories and peripherals also available. We conduct computer training classes for beginners and higher levels in the day and evening. Ring for further details.

FREE

Everything you
always wanted
to know about
UNIX, but didn't
know who to ask!

Send to: Minicomp, Minicomp Bldg, 104 Mount Street
North Sydney NSW 2060
Pos.

Name

Company

Address

P/C

- What exactly is UNIX System V?
- Why are some of the world's largest manufacturers installing Unix System V on their computers?
- Why is UNIX considered an industry standard and an investment with a future?

Minicomp has all the answers in our new publication "What you should know before buying a UNIX system". For a FREE copy call Minicomp on (02) 957 6800 or send in the coupon.



Rockwell QUALITY SEMICONDUCTOR PRODUCTS 68000 - 6500

R68000C6	CPU Ceramic DIL	exempt
R68000Q6	CPU Plastic Compact QUIP	\$46.71
	(8, 10 MHz avail. 12 MHz avail. soon)	\$30.78
R6502P	CPU, 40 pin	\$6.96
R6503P	R6504P R6507P CPU, 28 pin	\$6.08
R6511Q	Single chip microcomputer, 64 pin CPU, RAM ACIA I/O, Timers, 64k Address	\$17.57
R6520P	PIA 40 pin	\$4.31
R6522P	VIA 40 pin, 20 I/O, 2 x Timer/Ctr S. Reg	\$6.19
R6532P	COMBO 40 pin, 128 byte RAM, 20 I/O, timer	\$7.74
R6541Q	Slave Processor, 64 x 8 RAM, 23 I/O, host slave I/F, timers, 4K external address	\$12.60
R6545-1P	Video controller	\$10.50
R6551P	ACIA integral Baud rate gener	\$7.40
R6592P	Single chip printer controller for Epson Low Cost Printer	\$12.71
CMOS		
R65C02 P1	CPU, 40 pin plastic, enhanced instruction set	\$8.40
R65C21 P1	PIA 40 pin	\$6.63
R65C24 P1	PIAT, I/O x Timer 40 pin 6821/6521 compatible	\$7.96
R65C51 P1	ACIA 28 pin	\$8.40

Note: Rockwell CMOS has superior latch up resistance compared to compatible designs from other makers using first generation masks.

**PARTS ALSO AVAILABLE 2MHz
CONTACT THE OFFICE FOR PRICES AND AVAILABILITY**



Plus \$5.00 P. & P.
All prices Tax Exempt.

For immediate despatch of your order
use our 008 number and
quote your Bankcard number

Phone: 008-777147

73 Eric Street, Goodna, Qld., Australia
P.O. Box 6502, Goodna, Qld. 4300
Telephone (07) 288 2455. Telex AA 43778 ENECON

```

635 RETURN
700 COLOR2:SET(E,EN):SET(E+1,EN):SET(E+2
,EN-1):SET(E+3,EN-1)
705 SET(E+4,EN):SET(E+5,EN):SET(E+2,EN+1
)
710 SET(E+3,EN+1):RETURN
720 RESET(E,EN):RESET(E+1,EN):RESET(E+2,
EN-1):RESET(E+3,EN-1)
730 RESET(E+4,EN):RESET(E+5,EN)
735 RESET(E+2,EN+1):RESET(E+3,EN+1):RETU
RN
750 GOSUB720
751 IFE>P-8ANDE-3)1THENE=E-3:GOTO753
752 IF E<PANDE+8<120THENE=E+3:GOTO753
753 IF EN+5>P2ANDEN-4>10THENEN=EN-2:GOTO
760
754 IF EN+7<P2ANDEN+4<60THENEN=EN+2:GOTO
760
760 GOSUB700:IFE>P-13ANDE<P+1ANDEN>P2-4A
NDEN<P2+2THEN1000
770 RETURN
800 RESET(L,L2):RESET(L+1,L2):L2=L2+2:IF
L2>60THENZ=0:RETURN
805 IF L>P-8ANDL<P+1ANDL2>P2-2ANDL2<P2+2
THEN1000ELSECOLOR4
810 SET(L,L2):SET(L+1,L2):RETURN
900 FORI=P+2TOP+20:COLORRND(8):SET(I,P2)
:NEXTI:X6=USR(X6)
910 IFK=1ANDE>P+1ANDE<P+2IANDEN>P2-2ANDE
N<P2+2THENSOUND4,1:BN=1
920 IF BN=1THENS=S+RND(300):K=0:GOSUB720
:H=H-1:IFH<2THENH=2
930 BN=0
945 FORI=P+2TOP+20:RESET(I,P2):NEXTI
950 RETURN
990 IFKY=1THENRESET(C+7,C2):RESET(C+7,C2
-1)
991 IF C>P-8ANDC<P+1ANDC2>P2-3ANDC2<P2+2
THEN1000
992 RESET(C,C2):RESET(C,C2-1):C2=C2-2:IF
C2<P2-5THENN=0:RETURN
993 IFKY<>1THEN998ELSE COLOR3:SET(C+7,C2
):SET(C+7,C2-1)
994 IFC+7>P-8ANDC+7<P+1ANDC2>P2-3ANDC2<P
2+2THEN1000
998 COLOR3:SET(C,C2):SET(C,C2-1):RETURN
1000 FORI=1TO10:MODE(0):COLOR,1:SOUND15,
1:COLOR,0:SOUND30,1
1010 MODE(1):GOSUB500:FORF=1TO20:NEXTF:N
EXTI
1020 CLS
1025 M=M-1:IF M=0THEN2000
1030 PRINT@165,"CURRENT SCORE ";S;
1040 PRINT@229,"SHUTTLES LEFT ";M;
1050 FORI=1TO5000:NEXTI
1100 MODE(1):GOTO130
2000 CLS:PRINT@266,"GAME OVER"
2010 FORI=1TO10000:NEXTI:CLS
2020 PRINT@165,"FINAL SCORE ";S;
2025 IF S>HSTHENHS=S
2030 PRINT@229," HIGH SCORE ";HS;
2040 FORI=1TO5000:NEXTI
2100 GOTOS

```

```

5 CLS
10 REM# 4/4 & 2/4 METRONOME #
20 REM
30 GOSUB4000
60 POKE219,208
70 POKE218,6
80 FORX=1TO8
90 PRINT"..... 00000000"
100 NEXT
120 COLOR6,9,9
125 COLOR7,2,2
130 FORC=245TO255STEP2
140 POKE4110,C
150 NEXT
160 FORG=1TOX
170 NEXT
180 IFPEEK(18)>0THENX=X-1
190 IFPEEK(20)>0THENX=X+1
192 IFX<1THENX=1
195 COLOR7,9,9
198 COLOR6,2,2
200 FORC=251TO255STEP2
210 POKE4110,C
220 NEXT
222 FORG=1TOX+10
224 NEXT
230 GOTO120
4000 PRINT" 4/4 & 2/4 METRONOME."
4010 PRINT" ====="
4020 PRINT
4030 PRINT
4040 PRINT" I WILL GIVE YOU A BEAT FOR"
4050 PRINT
4060 PRINT"4/4 AND 2/4 MUSIC."
4070 PRINT
4080 PRINT" TO MAKE ME GO FASTER PRESS"
4090 PRINT
4100 PRINT"A KEY ON THE LEFT HAND SIDE"
4110 PRINT
4120 PRINT"OF THE KEYBOARD, SLOWER, THE"
4125 PRINT
4130 PRINT"RIGHT HAND SIDE OF THE"
4140 PRINT
4150 PRINT"KEYBOARD."
4152 PRINT
4154 PRINT
4160 PRINT"(PRESS A LETTER TO GO ON)"
4170 IFPEEK(18)=0ANDPEEK(20)=0THEN4170
4180 CLS
4190 POKE219,208
4200 POKE218,10
4210 PRINT".0.0.0.0.0."
4220 PRINT"0METRONOME0"
4230 PRINT".0.0.0.0.0."
5000 COLOR0,16
5010 COLOR6,2,2
5020 COLOR7,2,2
5030 POKE4110,228
5100 RETURN


```

WIZZARD Metronome

This program will give you a beat for any 2/4 or 4/4 music. To increase the speed press a key on the left side of the keyboard. To decrease the speed press a key on the right side of the keyboard.

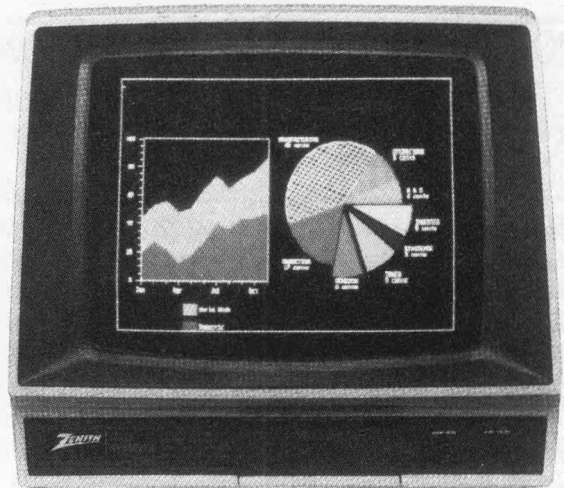
Gregory Shapley
Matraville, NSW

1948



One of the first Zenith television receivers.

1984



ZVM-133:80 column display. High resolution colour. RGB Input. Ideal for IBM PC and compatibles.

Only a company with 36 years of TV smarts could make monitors this good.

Zenith introduced its first television receiver to a delighted America in 1948. It had single-knob tuning and an 11-inch porthole screen.

Earlier this year, Zenith made its sixty millionth television set. And every one has been built according to this credo: "The Quality Goes In Before The Name Goes On."


Zenith continues this tradition of video excellence with its extensive line of monitors. Monitors that will first dazzle you with their graphic display, then earn your admiration over time with their reliability. And surprise you with their very competitive prices.

There's a Zenith monitor for just about any personal computer, including IBM and Apple, with four models offering everything from monochrome green or amber to high-resolution colour.


Nobody understands video like Zenith. To find out more about their fine monitors, contact your local Zenith dealer or Warburton Franki.




data systems




ZVM-122A: Non-glare amber screen. Compatible with most microcomputers.



ZVM-123A: Non-glare green screen. Composite video input.



ZVM-124: Super resolution non-glare amber screen for IBM PC with monochrome adapter.



ZVM-133: 80 column colour display.

© 1984. Zenith Data Systems



Distributed exclusively in Australia by:-

Warburton Franki

A DIVISION OF THE ANI CORPORATION LTD (INCORPORATED IN N.S.W.)

- ADELAIDE (08) 356-7333 • BRISBANE (07) 277-0222 • HOBART (022) 34-4511
- MELBOURNE (03) 795-9011 • PERTH (09) 277-7000 • SYDNEY (02) 648-1711
- AUCKLAND N.Z. (09) 50-4458 • WELLINGTON N.Z. (04) 69-3016

CASHFLOW MANAGER

THE PRICES for spreadsheets vary greatly. 'Super' programs such as Easy Calc cost around \$100, while more simplified and less capable programs like Abracalc retail for around \$44. The smaller programs at cheaper prices are not necessarily a waste of time.

I recently purchased a small spreadsheet called Abracalc, distributed in Australia by Ozisoft (Suite 35, 8-24 Kippax Street, Surry Hills 2010; phone (02) 211 1266), and was very impressed with its capabilities. Admittedly it has only one page of 26 columns by 40 rows, but if you are looking for a spreadsheet that can handle several applications, it will, for example, display a budget, produce a small inventory and purchase ledger, or produce a cashflow report.

It has all the functions of the larger programs, such as replication, windows and arithmetic calculations, and can also display Commodore's graphic characters for business-style printouts.

In this article I will cover a cash (CR) system, which will hopefully open your imagination to the use of spreadsheets in other applications as well.

With this one-sheet monthly cash report, you'll find ways to control and conserve your cash and to make the monthly bill-paying chore seem almost a pleasure.

The cash report, based on simple and practical ideas, requires only the most ordinary arithmetic:

- In any month, income less expense equals cashflow; cashflow can be positive or negative in any month.
- Cash assets at the end of any



For those of you who have purchased a Commodore 64, connected it to an MPS801 (or equivalent) printer and a single disk drive, and wish to purchase a spreadsheet program for it, look very closely at the extent of your needs before buying.

This article by D.J. Higgins might help, too.

month equal cash assets at the beginning of the month plus (or minus) cashflow for that month.

Cash assets include cash in your pocket or under the mattress, money on deposit in ordinary savings accounts, your cheque account balance, and any investments you might have which are quickly (a couple of days) converted to cash. Monies tied up in term deposits, loans or other relatively long-term investments should not be considered

as part of your cash assets.

Table 1 displays a cash report for one year for a typical family. Monthly expense lines are grouped separately from the lines for non-monthly expense. One advantage here, for convenience in building initial forecast data, is that all entries from your first month can be repeated through to the final month, in this case January to December. If you are working in financial years, your first column/month will be July and your last June.

Another advantage is that the

Table 1. Cash report for one year for a typical family.

Y1983/84	JAN	FEB	MAR	APR	MAY	JUN	JUL	AUG	SEP	OCT	NOV	DEC	TOTAL
Monthly													
RENT	560.00	560.00	560.00	560.00	560.00	560.00	560.00	560.00	560.00	560.00	560.00	560.00	6720.00
ELEC/CITY												138.00	138.00
TELEPHONE													0.00
CAR PAY1	176.00	176.00	176.00	176.00	176.00	176.00	176.00	176.00	176.00	176.00	176.00	176.00	2112.00
CAR PAY2	180.00	180.00	180.00	180.00	180.00	180.00	180.00	180.00	180.00	180.00	180.00	180.00	2160.00
AGC C/L	50.00	50.00	50.00	50.00	50.00	50.00	50.00	50.00	50.00	50.00	50.00	50.00	600.00
BANKCARD1	100.00	100.00	100.00	100.00	100.00	100.00	100.00	100.00	100.00	100.00	100.00	100.00	1200.00
BANKCARD2	100.00	100.00	100.00	100.00	100.00	100.00	100.00	100.00	100.00	100.00	100.00	100.00	1200.00
RANKTFL	100.00	100.00	100.00	100.00	100.00	100.00	100.00	100.00	100.00	100.00	100.00	100.00	1200.00
FOOD	96.00	96.00	96.00	96.00	96.00	96.00	96.00	96.00	96.00	96.00	96.00	96.00	1152.00
PETROL	40.00	40.00	40.00	40.00	40.00	40.00	40.00	40.00	40.00	40.00	40.00	40.00	480.00
LIFE INS	39.84	39.84	39.84	39.84	39.84	39.84	39.84	39.84	39.84	39.84	39.84	39.84	478.08
MISCELL												300.00	300.00
NON-MONTH													
AUTO INSU						303.00						303.00	606.00
AUTO REGI			230.00										230.00
													0.00
													0.00
													0.00
													0.00
TOTAL EXP	1441.84	1441.84	1671.84	1441.84	1441.84	1744.84	1441.84	1441.84	1441.84	1441.84	1579.84	2044.84	18576.08
INCOME													
SALARY 1	980.00	980.00	980.00	980.00	980.00	980.00	980.00	980.00	980.00	980.00	980.00	980.00	11760.00
SALARY 2	1220.00	1220.00	1220.00	1220.00	1220.00	1220.00	1220.00	1220.00	1220.00	1220.00	1220.00	1220.00	14640.00
INTEREST													0.00
TOTAL INC	2200.00	2200.00	2200.00	2200.00	2200.00	2200.00	2200.00	2200.00	2200.00	2200.00	2200.00	2200.00	26400.00
NETT CASH	758.16	758.16	528.16	758.16	758.16	455.16	758.16	758.16	758.16	758.16	620.16	155.16	7823.92
CUML CASH	758.16	1516.32	2044.48	2802.64	3560.80	4015.96	4774.12	5532.28	6290.44	7048.60	7668.76	7823.92	7823.92

pattern of non-monthly expense becomes obvious; redistribution of these expenses to avoid low (or negative) cashflow can easily be planned in advance.

The income statement group can (and does in this case) provide for more than one wage or salary source, for investment income and miscellaneous income sources.

The CR lines are simple. In any month, net cashflow is total income less total expense; cumulative cash flow is the sum of the NCF for each month from the beginning of the year.

Setting Up Your Cash Report

If you have Abracalc (or any other spreadsheet) in your software library and an inexpensive printer (minimum of 80 columns), you can set up your CR system immediately using the following steps as a guide. Sixteen columns will be used; this means that on an 80-column printer two pages will be printed.

1. Enter the report title and column headings; see Table 1 for a typical format.

2. Compose and enter a set of row titles to suit your monthly expense items. If you are buying your home, use mortgage for a line instead of rent. If you use gas at home, incorporate a row for gas. Remember to keep your monthly expense lines in separate groups. Be careful, since you have only 40 lines to play with on Abracalc.

3. Enter a group of non-monthly

expense line titles to suit your known requirements.

4. Enter the income statement line titles to provide appropriate salary and other income lines.

5. Enter the formulas needed to calculate the totals required. The summation and replication functions come in very handy here.

Table 2 gives you the formulas that were used in the example cashflow report. Because of the small size of the viewable page, I found it handy to include the row titles as the last column of the report — right next to the totals. To make this job simple, type the row titles into columns a and b (either type directly or replicate), then use the insert column function to insert the required 14 columns in between (the second last column should be blank for readability).

Forecasting the Full Year

To build up the full year's cash forecast, use the following steps:

1. In your cash report template, enter your best estimate in each row of the monthly expense group for your first month only.

2. Use the replicate function of your spreadsheet to replicate this month's data through to the last month.

3. Where required, through the full year, enter your best estimate for each item of the non-monthly expense group.

4. In the income statement group,

enter the start month salary data and replicate it through to the last month. Now enter your best estimate for investment and miscellaneous income you anticipate for each month.

Save this file to your spreadsheet date file diskette; replacing the existing master template (if previously stored) if you wish. At this point you have a complete cash forecast template for a full calendar year on your diskette. You can easily 'fine tune' it by modifying selected entries. For example, if you expect to pay more for electricity in winter than in summer, look through last year's electricity bills and modify the electricity line to reflect a realistic trend for the new year; if you expect a salary rise in July, enter the modification in July and replicate from there to the end of the year.

When you have made the forecast entries as reasonable as you can, save the file again. Then print a hard copy for review and any further editing. Keep a valid copy for future reference.

The Monthly Report And Corrected Forecast

Each month you only need to survey your cheque book, salary stubs or pay packet, and one or two other records to get the real expense and income data for that month. The monthly CR, with the year and forecast numbers automatically corrected with new data entries, is easy to produce with the following

SOFTWARE
CASHFLOW MANAGER

procedures (using the prior month's report as a worksheet):

1. Remove the parentheses from the current month column heading.
2. Enter the actual payment amounts made for the month line by line. If planned payment is not made, delete any existing entry; reschedule the payment, if necessary, by entering it in a future month or by adding it to an existing entry for a future month.
3. Enter actual income dollars as received.
4. Make appropriate modifications to future months' payments and income data.
5. Save the current month's report to your spreadsheet data file diskette, using a unique file name so that it will overwrite your last month's template.
6. Print the current month's report. Edit it, make necessary corrections, then save it again.

This six-step monthly effort should take less than an hour to complete. Keep each final monthly report for comparison with future reports. At year's end, the January and December report comparison will provide marvellous guidance for even more cash reporting and conservation in the new year. You will have made yourself something of an expert in personal accounting and personal finance management, which is no small accomplishment.

Some Practical Tips

1. Pocket cash. Once or twice a month, write a cheque for pocket cash; include those cheques in miscellaneous monthly expense or provide a separate monthly line for pocket cash to keep it more visible and under better control.
2. Don't build column or line numbers into the printed template. They are shown here only for convenience.
3. Save each printed monthly report, and save the latest version of the CR on your spreadsheet data file diskette. Be sure to keep an up-to-date back-up copy of the data file diskette.
4. You can modify your report format at any time by inserting or deleting expense and income lines anywhere. If you insert a line, remember to use the summation

**Table 2. Cash report template
ABRACALC formula.**

ITEM	LOCATION	FORMULA
====	=====	=====
Total Expense	b29 through n29	@SUM(b5..b27) @SUM(n5..n27)
Total Income	b37 through n37	@SUM(b33..b35) @SUM(n33..n35)
Nett Cash	b38 through n38	+b37-b29 +n37-n29
Cumulative Cash	b39 through m39	+0+b38 +b39+c38 +l39+m38
Column N Totals	n5 through n38	@SUM(b5..m5) @SUM(b38..m38)

Note: Leave out lines that are made up from LABELS or LINES; i.e. those that have no numeric data inserted.
Note: Printout sheet had column A as a blank column. To achieve this format, all the above calculations should be moved one column to the right.

E.g. Total expense:
C29 @SUM(C5..C27)
through
M29 @SUM(M5..M27) etc.

function to get the total into the total column at the right.

5. Don't fret over items that you find hard to predict, such as medical or auto repair expense. If you know there's an expense coming up, estimate it as best you can or ignore it, being sure that you enter it when you pay the bill.

Your computer system, along with this practical cash reporting method, will help you conserve and build your cash stash. The monthly cash report will provide: an excellent record of expenses and income to date; a useful document for planning and scheduling future expense and income; advance warning of months where cash resources are likely to be low or non-existent, often avoiding the embarrassment of having to borrow money unexpectedly or at short notice; and peace of mind, especially when the cash outlook is good.

Some have remarked that personal accounting software isn't worth the time and effort required to maintain it every month. The spreadsheet-based system defined here solves that problem. You'll probably agree that an hour or less each month is well worth the effort.

FMS

Tools for Professionals

Halo \$280

IBM PC Colour Graphics routines: a complete library of graphics primitives for Fortran, Pascal, Lattice C, Basic Compiler, Basic Interpreter, or Assembler. Halo supports the IBM PC Graphics card, the Hercules Card, some other graphics cards, mice and printers. (Price quoted covers one language/card combination.)

Panel \$380

A powerful and flexible tool for designing and editing data-entry screens and keyboards. It generates program code in your favourite language for each screen.

PLink-86 \$425

A two-pass linkage editor allowing overlays in C, FORTRAN, PL/1, PASCAL, COBOL and Assembler. Define overlays at link time. PLink is available for CP/M-80, CP/M-86 and MS-DOS.

Lattice C \$555

The 16-bit C Compiler used by the experts. Version 2.14 includes automatic sensing of the presence of 8087 chip, Unix-compatible maths functions, and more.

The GREENLEAF C Functions \$225

This library of functions has its main strength in DOS, string, RS232, color text, and printer functions for the IBM PC. Learn the complexities of C from the examples and source code supplied.

ES/P \$335

The Ertry System for Programs is the new, third generation program editor that enables programmers to write 50% faster and 100% better. Includes on-line syntax checking, formatting, structure manipulation, and more. Available now for Lattice C and Pascal, and soon for Fortran, Cobol, ADA and PL/M.

ASCOM \$325


Asynchronous Communications Control Program available configured for over 80 different 8 and 16 bit micros. Includes various protocols and interfaces to Smart Modems. Operates at up to 9600 Baud.

(Prices quoted do not include Sales Tax)

Available exclusively in Australia from:

**FAGAN
MICROPROCESSOR SYSTEMS**
95 Canterbury Road, Middle Park, 3206
Tel: (03) 699 9899 Telex: AA31604

THE HARD DISK TO BEAT



TRANTOR HARD DISKS AND NETWORKS ARE AVAILABLE FOR OSBORNE, KAYPRO
APPLE, MORROW, IBM PC & COMPATIBLES

✓	Fast and Dependable
✓	Fully Warranted
✓	Well Documented
✓	Compact and Stylish
✓	Quiet
✓	Available 10 — 100 MB
✓	Transparent to CP/M® and DOS Software
✓	Complete with Software Cable and Host Adapters
✓	Removable 5MB Hard Disk Cartridge

✓	Easy to Use
✓	Professionally Supported
✓	User Configurable
✓	Competitively Priced
✓	Available Thru Osborne Dealers
✓	Extended Warranty Available
✓	Local area networking with the Trantor WEB will support up to 31 work stations

OSBORNE AUSTRALIA, 93 York Street, Sydney, 2000. Telephone (02) 290 1122
"THE HARD DISK THAT TURNS THE OTHERS SOFT!"

I'VE ALWAYS freely revealed my background and interests to those who ask, and recent major changes make it seem appropriate to once again expose myself to the readers of this column. So here goes.

After nine years with BHP, the last two years of which were spent as PC Co-ordinator in Melbourne, I've left to take up an exciting new position with HiSoft Australia. This new job involves working with a team of accomplished people responsible for the support/maintenance of microcomputer hardware and software products. HiSoft Australia is one of the few IBM dealers selling only IBM and third-party hardware and software.

At HiSoft I'll be coming into contact with a greater cross-section of PC users, and an expanded range of hardware and software products. That should have positive benefits for readers of this column.

You may remember I started a mail order business supplying hardware and software for IBM and compatible personal computers late in 1983. Quite simply, I was never able to devote enough time to it, and PC Connection Australia never really got under way. As one who believes that if you can't do it properly then you shouldn't be doing it, I stopped taking orders late in 1984.

About the same time it became obvious my bulletin board operating costs were more than I could afford to support unaided. As a result, users of the BBS now have to pay an annual subscription, and the accounts system of PC Connection Australia is used to keep track of the finances. More about that later.


The Melbourne PC User Group is still going from strength to strength, and I hope to continue to contribute what services I can.

Now you have the facts to decide if I have a vested interest in any issue.

Bulletin Boards Close

Closed, but not shut down. What do I mean? Well the three bulletin boards operating in Melbourne which support IBM systems have switched to running in closed mode. That means you now have to register for full access to the system. No longer can you just phone up, give your name, and gain access to all facilities.

This change was brought upon us all by the inconsiderate and unsociable people who were causing problems.



The IBM Portable Computer - following the trend towards portables.

When a person takes the time and effort to establish and run a BBS, it's a little hard to tolerate it all being put at risk by idiots leaving offensive messages or uploading copyright software. The only way to keep such vermin off, and thus ensure that the service can continue to be available to the majority of considerate and appreciative users, is to switch to a closed mode.

When you connect with the closed BBS, unless you are registered for access, you will only be given visitor status. Details of how to register will be given, and you'll be able to look at the bulletins, messages, and list of files available for downloading. You will not be able to download or upload files, or enter messages to anyone except the system operator.

A review of the operating costs involved has meant that the PC Connection BBS (03) 528-3750 and the Computers Galore BBS (03) 561-8497 now both charge an annual subscription fee. These fees have been set to cover ongoing expenses. I can assure you there is no likelihood that the money being asked for would cover the costs of establishing a BBS, let alone put money in the pockets of the operators.

The HiSoft BBS (03) 799-2001 is able to continue without charging a subscription fee thanks to the sponsorship of HiSoft Australia and Imagineering.

That's the bad news on the bulletin board front, now for some good news. There is every chance that some more systems will come on line soon. It is also likely some of the existing systems will be changed to support more than one caller at a time. This will represent a major leap forward for the users of the systems, since it greatly enhances the ability to share information. Currently all

systems only support one caller at a time.

Even more promising are the moves being made towards establishing a bulletin board network which allows messages and files left on one system to be transferred automatically to another BBS. This could be a significant year for bulletin board systems in Australia.

Lotus Development Announces its own Magazine

In November 1984 Lotus Development announced the publication, beginning in May 1985, of its own monthly magazine for Lotus customers. The magazine will be distributed free to all registered Lotus users for six months, after which subscriptions will cost US\$18 per year.

We'll have to wait and see if Imagineering, Lotus Development's representative in Australia, passes on this offer to the local users.

Software User's Bill of Rights

The Capital PC User Group in the US has been actively seeking out software vendors and expressing its concern about copy protection, software quality, licensing agreements, and other aspects of user-vendor relations. The group is now working on the development of a 'User Bill of Rights' which will be used to communicate the users' needs to software vendors. A preliminary version is presented below.

Think about these points when next you purchase a software product. Surely it's fair that our attitudes and expectations concerning the quality of other products we purchase should carry over into microcomputer software. I for one will look forward to reading the comments exchanged as Capital PC members work towards a final version.

Preliminary Software User's Bill of Rights

1. Right to Product Quality: The user has the right to expect a software product to perform with a level of quality consistent with industry specified or implied standards.

2. Right of Functionality: The user has the right to expect a software product to perform basic functions common to the generic program type, regardless of advertising, disclaimers or caveats.

3. Right of Program Back-up: The user has the right to have on hand sufficient back-up of program packages to continue operations uninterrupted by loss of/damage to the primary package.

4. Right to Program Support: The user has the right to obtain information from the manufacturer concerning the software product and known errors in the related versions, including fixes or temporary workarounds.

5. Right of System Integration: The user has the right to integrate software

products into his system environment, in conjunction with other products, without undue constraint.

6. Right of Non-Interference: Execution of one software product shall not interfere with the user's ability to use other products.

Software Unprotection Mechanisms

As you are no doubt aware, many programs are supplied with various 'protection' mechanisms, which prevent the user from making back-up copies and/or installing the programs on a hard-disk-based system. Thankfully, the more technically minded users are able to figure out these systems almost as fast as they are dreamed up by the software manufacturers.

A comprehensive range of 'unprotection' mechanisms are available for downloading from my PC Connection BBS, (03) 528-3750. They will not be published in this magazine, nor will they be supplied on diskette, and I won't take

any phone calls about them. If you want them, join the BBS community, or make friends with someone who has.


Public Domain Software

Since December '84 I've had a chance to look through the Boston User Group disks volumes 1 to 54. There are more up-to-date versions of PC-FILE III and PC-WRITE in this collection.

A much heralded new find was the Ultra-Utilities. This collection of programs allows the recovery of deleted files and other diskette file editing functions, in a similar fashion to the commercial products Disk Mechanic and Norton Utilities. I've not had a chance to use them myself as yet, but reports from those that have are complimentary.

By the time you read this the Sydney PC User Group should have copies of all the public domain diskettes currently held by the Melbourne PC Group. Call Vince Sweeney or Chris Szanto on (02) 221 2311 for more details. □

ULTRA RELIABILITY AT 100 CPS, WP-1000 PRINTER



- ★ Clearly formed dot matrix characters: 9x11 dots
- ★ High through-put with bi-directional/Logic seeking (66L/M)
- ★ Both Centronics and RS232c built in
- ★ Paper back-feeding by software
- ★ Fanfold paper, roll paper & cut paper
- ★ Easily detachable print head

DEALER INQUIRIES WELCOME
For further information contact:

NSA Nissei Sangyo Co Ltd
INCORPORATED IN JAPAN TELEPHONE: (02) 923-1522
200 PACIFIC HIGHWAY, CROWS NEST TELEX: AA70941
N.S.W. 2065 AUSTRALIA FACSIMILE: (02) 922-2498

APPLE™ II and IBM™ PC & XT Compatible Hard Disk systems NOW AVAILABLE!

Apple:

10 & 15 mB Systems, support DOS, CP/M and Pascal.

Dual 8" Floppy System — 1.2 mB Disk! Supports DOS & CP/M — Solve your storage/backup problems.

IBM:

PC to XT upgrade: The **most** compatibility, **top** quality and **best** prices. Plug in power supply upgrade available, too: 10, 15 and 30 mB!

External System: Compatible with PC and XT, 10, 15 and 30 mB systems available. Allow up to 60 mB on one PC.

Dual 8" Floppy System — 1.2 mB/Disk! Backup is now easy and affordable!

Tape backup — 1st quarter 1985.

All components are brand name and of reputable manufacture. No imitations!
Warranted by Tandon's Sole Australian Agents.

Call **MICRO GENERAL**
(02) 398-8601
★ Dealer enquiries welcome ★

How to get a Macintosh to write letters.



Introducing the Spinwriter/Macintosh connection.

There are times when even a Macintosh user doesn't want printing that looks like it came from a computer. Important business letters. A make-or-break presentation. A resume. A legal brief.

Now Macintosh users can have genuine letter-quality printing. And not just ordinary letter-quality but Spinwriter letter-quality printing. With NEC's new accessory kit for the Apple™ Macintosh.

to-use package lets you control printing on your Spinwriter with your mouse.

Spinwriter printers have unique capabilities.

You can do more things with a Spinwriter and your Macintosh than other letter-quality printers. Like use our more than 80 different type styles. Or print in a foreign language. Or have proportional spacing.

You can also use a variety of NEC-designed and made paper handling options which let you do such things as address envelopes automatically, together with your letters.

Spinwriter printers also last a long time. In fact, their record for

quality and reliability is unmatched. And survey after survey shows they are the preferred letter-quality printer of personal computer owners.

You can use NEC automatic paper handlers with the mouse.

See your computer dealer, now.

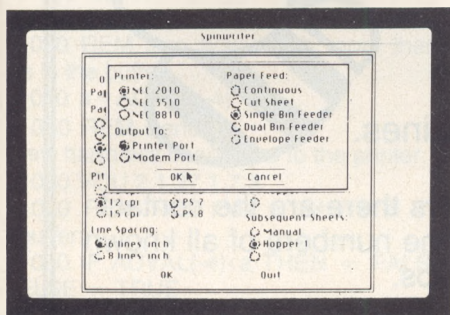
Ask to see a Spinwriter printer perform and see what it can do for your Macintosh and for you.

For more information please fill out the coupon below and send to

NEC Information Systems Australia Pty. Ltd.
99 Nicholson Street,
St. Leonards NSW 2065



NEC Information Systems Australia




Which consists of a diskette (plus a backup), the connecting cable and a manual. This easy-


<input type="checkbox"/> Spinwriter 8810 (55 cps printer)	<input type="checkbox"/> Spinwriter 2010 (20 cps printer)	<input type="checkbox"/>
<input type="checkbox"/> Spinwriter/Macintosh connection	<input type="checkbox"/> Spinwriter 3510 (35 cps printer)	<input type="checkbox"/>
Name _____		
Title _____		
Company _____		
Address _____		
City _____		State _____
Post Code _____		Phone _____
NEC Information Systems Australia Pty. Ltd. 99 Nicholson Street, St. Leonards NSW 2065.		

Apple is a trademark of Apple Computer, Inc., Macintosh is a trademark licensed to Apple Computer, Inc. Spinwriter is a registered trademark of NEC Corp.


Microbee HACKER'S HANDBOOK



The Microbee Hackers Handbook will tell you how to:



- ★ get more from the Bee's graphics capabilities,
- ★ set up for telecommunications on the Bee,
- ★ play music on the Bee,
- ★ build a joystick and a light pen for the Bee,
- ★ get hard copy — cheaply,
- ★ expand your 16K Bee to 32K,
- ★ make the Bee a better games machine,
- ★ turn your Bee into a facsimile decoder,
- ★ solve equations on the Bee
... and much more!



From the publishers of 'ETI' and 'Your Computer' magazines.

We've also included listings of the Bee's BASIC scratch area and machine language locations — to make the Hacker's pursuits easier.

For sociable Hackers there are the contact addresses and phone numbers of all known Microbee user groups.

\$6.50 Aust. (\$6.95 NZ) at your local newsagent.

ON PAGES 203-4 of that most indispensable of tomes, the *BBC User Guide*, there is a list of negative numbers to use with the ADVAL function. If everyone normally uses ADVAL(n) (with n between 0 and 4) to find out where their joysticks are pointing or how many volts from The Outside World are hanging across the analogue-digital converters, perhaps the use of negative numbers implies something introspective?

Right again! Using values between -1 and -9, the ADVAL function can supply a wealth of information about the Beeb's digestive system. How many bytes of the keyboard has it taken? ADVAL(-1) returns the number of characters typed into the keyboard buffer. At the other end of things, ADVAL(-3) will tell how much free space is left on the RS423 output buffer. Values between -5 and -8 return the free space in each of the sound buffers, and so on.

It seems pertinent to go peering into internal mysteries like sound channel buffers - and I've never had the slightest urge to do so - but the day I bought a printer I certainly found a use for the ADVAL(-4) function. Being absent-minded (a polite term for incompetent), I kept forgetting to turn it on, resulting in many perplexing long waits. Even more distressing were several programs asking "Is a printer connected?", or telling me to "Press any key" when it was pressed. There's no need for such unimaginative programming on this machine, thanks to ADVAL. Try the following function, which returns TRUE when a printer is connected to the parallel port (and on line) and FALSE when one isn't:

```
1000 DEF FNprinter
1010 LOCAL a : REM First flush the printer buffer.
1020 *FX21,3
1030 REM See how much room there is in the buffer:
1040 a = ADVAL(-4)
1050 REM Send a few harmless characters to the printer:
1060 VDU 2,1,27,1,7,3
1070 REM Now look at what's in the buffer:
1080 IF ADVAL(-4)<a THEN = FALSE ELSE = TRUE
```

This simple loop can use FNprinter to test for the existence of a printer:

```
200 REPEAT
210 PRINT TAB(0,0); "Turn on printer.";
```

```
220 UNTIL FNprinter = TRUE
230 CLS
```

Bigger Beeps

Second processors are turning up everywhere these days; I even saw one lying around the *Your Computer* office. The 6502 3 MHz model costs around \$500 and the Z80 unit comes with CP/M software for around \$900. Both have 654K of RAM. With Acorn's acquisition of Torch Computers there's now the vision of a 68000 with 256K of memory, UNIX and 20M hard disk to dream about. At around 2900 pounds in the UK that's about all most BBC owners will be able to do.

EVAL Can do More Than Evaluate

Did you know EVAL can recognise pre-defined variables? If particular responses are expected when entering numerical values, you might choose to allow users to enter words like 'zero', 'Tuesday' or 'Fred', as long as you've already defined each word as a number. Try this:

```
10 REM Using EVAL to look intelligent:
20 one = 1:two = 2:three = 3
30 FOR N = 1 TO 3
40 PRINT "How do you spell ";N;
50 INPUT number$ 60 IF
EVAL(number$)=N THEN PRINT "Correct." ELSE PRINT "Wrong." 70
```

I hasten to point out that this is not an educational program! An error trap for ERR number 26 "No such variable" would be essential when using the function in this way.

Books

Being of the belief that imitation and adaptation are reasonably effective ways of learning programming, I was pleased to see that *BBC Programs Volume 1* by Carl Graham and Nick Hamp-

shire (published by Duckworth) contained a couple of dozen games, utilities and applications that were suitable for modification and simple changes.

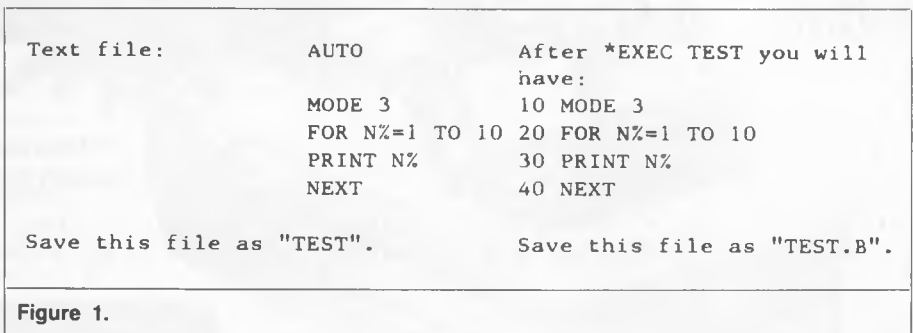
While not specifically written for this purpose, several of the programs use more advanced techniques like recursion and operating system calls, so the examples are there for those who have progressed beyond introductory programming yet are still awed by the many mysteries of the Beeb. I just wish the authors had known about the LISTO command when they were printing the programs; unindented listings are unforgivable in this kind of book.

Word Processors for Writing BASIC

Although the cursor-based editor on the Beeb is very easy to use when writing BASIC programs, I've often wanted to do global alterations of variable names in long programs, or to search for this or that. One solution is to buy one of the utility ROMs which allow this sort of activity. Another is to use a word processor to type the program as a text file with no line numbers and no formatting details apart from carriage returns.

Make the first line of this text file AUTO, so that after saving this file you can switch to BASIC and *EXEC the file. The result is a BASIC program which can then be saved (under a different name from the text file, of course). When you wish to make changes, alter the text file and *EXEC it again; this way you retain the ability to make use of the word processor's features. Figure 1 is a simple example.

Structured programming zealots should be delirious with joy over this technique. Thanks to the complexity of the method the interpreter uses to code line numbers, you can't use GOTO or GOSUB. □




COMPAK

Compak Computer Centre

We will not be undersold!

A printer to knock your sox off!!!

LINGO PX120 DOT MATRIX PRINTER



Switch selectable front panel. Fast 120 cps for drafts. Quality for final copy. Italics, superscript/subscript, graphics, 1k buffer, 5-6-8.5-10-12-17 CPI. Definable characters. Special long life ribbon, (3 million characters rating) A brilliant new technology creating a fabulous new printer.

IBM Graphics

Mode 1	120 cps
Mode 2	Near letter quality
Mode 3	Proportional

ONLY \$390
including tax

**WHISPER QUIET
LIGHTNING FAST**

ONLY \$500
including tax




NAKAJIMA — ALL NP2200

165 cps in fast mode. Near letter quality mode double-strike gives 17x17 pin image for crystal sharpness.

The amazing CPA-80A...

Improved version of DT80/CP80 etc., To 100cps. Top panel dip switches, give easy access to hardware changes of character set. Improved standard sized print head. Optional 2k Buffer + \$30



ONLY \$325
including tax

ALSO: CPA-80B with IBM graphics in ROM...
Phone in to confirm stock.

**LOCKABLE DISK BOXES
LOWEST PRICE
EVER!**



ONLY \$19.90
including tax



Holds 85 disks and is fitted with Tilt Dividers with Index Tab.

Postage and Packing \$5.00

350 South Road, Moorabbin, Vic. 3189.
Tel.: (03) 555 9844

By Bill Bolton

ONE OF the problems with powerful software tools is learning how to use them. The BATCH command in PC DOS has many powerful features which are unfortunately not well documented. There is quite a bit written about them in the PC DOS manual, but it doesn't really tell you what they are useful for.

The AUTOEXEC function in PC DOS allows you to execute a batch file automatically when the system is booted. Listed below is the AUTOEXEC.BAT file I use on my IBM PC-XT.

```

echo off
if exist c:\ccpm.sys c:\loadccpm ask
echo on
echo off
astclock
if not errorlevel 1 goto finish
date
time
:finish
path C:\
prompt $p$g
shell C:\COMMAND.COM
set comspec=
set comspec=c:\command.com
echo on
    
```

Let's go through this from the top.

Line 1: The 'echo off' line turns off the console display of the batch file commands executing, so I don't get unnecessary text displayed.

Line 2: The 'if exist c:\ccpm.sys c:\loadccpm ask' line checks to see if the file CCPM.SYS exists in the file system on the root directory of the C: drive. If CCPM.SYS exists, it then executes the command LOADCCPM with the argument ASK. If CCPM.SYS did not exist in the root directory of the C: drive, the rest of this line would be ignored.

The LOADCCPM program is a utility to load Concurrent PC DOS if you have booted in a PC DOS environment, rather than having your system set up to boot directly into Concurrent PC DOS. If you give LOADCCPM the argument of ASK, it will ask whether you want to load Concurrent PC DOS or not. This means I can decide at boot time which operating system I want to use.

Lines 3 and 4: If I answer N (for no) to the LOADCCPM prompt about loading Concurrent PC DOS, LOADCCPM returns command to PC DOS, which continues to execute the AUTOEXEC.BAT file. LOADCCPM is set up to accept a single character Y/N response and respond immediately without needing a

carriage return. Now ECHO has already been set off in line 1, so unless I force a carriage return in the batch file the next screen prompt will display the "N" I entered for LOADCCPM response, which is very messy. To fix this problem I set echo on again and then set it off.

Line 5: I have an AST Six-Pack multi-function board in my IBM PC, so this command is for the AST-supplied utility which will set the PC DOS time and date from the battery-backed clock on the Six-Pack board.

Line 6: I have modified the ASTCLOCK program (see details later) to return a testable PC DOS 'error level' if it cannot locate the AST Six-Pack board in the system. The batch file processor in PC DOS has the ability to test for 'error level' returns and act accordingly. The modified ASTCLOCK program returns an error level of 1 if it cannot find the clock, and an error level of 0 if it can.

If the clock is located and an error level of 0 is reported by ASTCLOCK, the batch processor will continue processing the batch file from the label 'finish:'. If an error level of 1 is reported by ASTCLOCK, batch processing will continue from the next line.

Lines 7 and 8: These two lines issue the traditional PC DOS date and time setting prompts, and in my AUTOEXEC.BAT file are only ever executed if there is not an AST clock in the system.

Line 9: This is a 'label' line used as the target for the conditional goto instruction in line 6. It does not do anything in itself.

Line 10: The PATH command sets up a directory search path for commands. PC DOS will search the root directory of my C: drive for a command file if it cannot locate it in the current working directory I am using. The 'C:' sets the drive and the '\' sets the root directory.

I put all my commonly used utilities in the root directory on the C: drive so I can use them from whichever drive or directory I am in.

The PATH command is very powerful and probably deserves more discussion at another time.

Line 11: The PROMPT command allows me to change the PC DOS prompt from the typical C> to almost whatever I want. The '\$p\$g' argument to PROMPT gives me a PC DOS prompt showing the current directory path. On a hard disk system with hierarchical di-

rectories it's easy to forget which directory you are in, so it's very convenient to be reminded each time PC DOS prompts you at command level. When I am in the root directory of a drive my prompt now reads 'C:\>'. If I were in a hierarchical directory, say two levels down in the DRAW sub-directory of my GRAPHICS sub-directory, my PC DOS prompt would read:

```
'C:\GRAPHICS\DRAW>'
```

The '\$p' part of the argument sets the directory path display while the '\$g' part of the argument issues the '>' part of the prompt. The PC DOS manual describes other arguments you might use to the PROMPT command.

Lines 12, 13 and 14: PC DOS is supposed to allow you to use whatever command processor you want. This means you can replace the normal PC DOS command processor with your own. This doesn't appear to work in all cases, though the PC DOS documentation suggests it should.

COMSPEC is part of the PC DOS 'environment' data. The environment data area is used by PC DOS to determine what to do about certain aspects of its operating environment, and for storing some other testable (by programs) data. The COMSPEC data item should tell PC DOS which command processor to use.

The COMSPEC command allows you to change the name of the command processor you want to use from the default PC DOS COMMAND.COM located in the root directory of the boot disk. The line 'comspec=' cancels whatever the current COMSPEC environment parameter is. The line 'comspec=C:\COMMAND.COM' changes the COMSPEC environment parameter to make PC DOS use the copy of COMMAND.COM located in the root directory of the C: drive, irrespective of what drive the system was booted from.

To overcome the minor problem of the COMSPEC mechanism not working exactly as documented, I use a public domain utility called SHELL to place the changed COMSPEC information into loaded PC DOS internally.


Line 15: Finally, having processed the batch file to completion, command line processing is turned on again.

ASTCLOCK

The modifications to the ASTCLOCK program I mentioned above were described in the September 1984 issue of

Electronics Today

BOOK SALES




Beginners Computing


Just starting? Choose one of these great titles. They make computing seem like child's play!



PROGRAMMING FOR REAL BEGINNERS: BOOK 1
H0344A **\$7.95**
 Written for complete beginners, this book assumes no previous knowledge of computing at all, and guides you gently through the initial stages of building up simple programs. The text is written to be non-machine-specific, and so can be used with any micro that is programmable in BASIC.



PROGRAMMING FOR REAL BEGINNERS: BOOK 2
H0387A **\$11.50**
 This book introduces you to the stages involved in planning a program, including the use of flowcharts, and explores the wider range of facilities the computer has to offer. You'll also learn how to plan your screen displays attractively to make your programs really user friendly.



YOUR FIRST COMPUTER
H0271A **\$15.25**
 An easy-to-understand beginner's book to small computers. Understanding them, buying them and using them for personal and business applications.



KIDS AND THE APPLE
H0300P **\$25.75**
 How to write programs for the Apple computer, including action games, board games and word games.

BEGINNER'S GUIDE TO MICROPROCESSORS AND COMPUTING
H0143B **\$6.95**
 Introduction to basic theory and concepts of binary arithmetic, microprocessor operation and machine language programming. Only prior knowledge assumed is very basic arithmetic and an understanding of indices.

A MICROPROCESSOR PRIMER
H0144B **\$5.95**
 Learning about microprocessors is easy with this book, written in a style that is easy to follow. The shortcomings of this basic machine are discussed and the reader is shown how these are overcome by changes to the instruction set. Relative addressing, index registers follow as logical progressions.

Basic Electronics

Books that tackle electronics right from the beginning — what better place to start?

INTRODUCTION TO AUTOMOTIVE SOLID-STATE ELECTRONICS
A0015P **\$14.95**

For the professional as well as the home mechanic — explains the functions of most on-board automotive black boxes and logic systems, including anti-skid braking, electronic spark control and diagnostic systems.




BASIC ELECTRICITY/ELECTRONICS — VOL 2
A0009P **\$15.95**

Builds on the basic information in Volume 1 by giving detailed information on AC and DC circuits — covering series and parallel circuits, electro-magnetism, resistance, capacitors and inductance plus associated calculations.


BASIC ELECTRICITY/ELECTRONICS — VOL 3
A0010P **\$15.95**

Valves and transistors, from an introduction to vacuum tube — through multi-element tubes, semiconductor devices, power supplies, amplifiers, oscillators, pulse circuits — to special semiconductor devices.



BASIC ELECTRICITY/ELECTRONICS — VOL 4
A0011P **\$15.95**

Construction, operation and usage of electronic test instruments. Included are analogue and digital multimeters, vacuum-tube voltmeters, oscilloscopes, tube testers, bridge instruments and signal generators.



ELEMENTS OF ELECTRONICS — BOOK 1
A0003B **\$9.95**


This five-book series is an introduction to modern electronics. All the maths is taught as the reader progresses. The course concentrates on the understanding of concepts central to electronics, rather than digressing over the whole field. The author anticipates where difficulties lie and guides the reader. Book 1 covers all fundamental theory necessary to full understanding of simple electronic circuits and components.

ELEMENTS OF ELECTRONICS — BOOK 2
A0004B **\$9.95**

Alternating current theory — see Book 1.

ELEMENTS OF ELECTRONICS — BOOK 3
A0005B **\$9.95**

Semiconductors technology leading to transistors and ICs — see Book 1.




ELEMENTS OF ELECTRONICS — BOOK 4
A0006B **\$9.95**

Microprocessing systems — see Book 1.

ELEMENTS OF ELECTRONICS — BOOK 5
A0007B **\$9.95**

Communications — see Book 1.

Prices subject to change without notice



Simply fill out the reply-paid card insert beside page 98
Federal Marketing
 140 Joynton Ave, Waterloo NSW 2017
 All phone enquiries: (02) 663-9999, ext 242

US *PC World* magazine, on pages 302 and 303. As a printed work they are copyright, so unfortunately I can't reproduce them here.

The ASTCLOCK program also works correctly for setting the system date and time under Concurrent PCDOS, and I would think most of the similar clock setting programs that come with multifunction boards for the IBM PC would also work under Concurrent PCDOS.

Public Domain News

SIG/M public domain software volumes

206 to 217 were released in December and January, and should now be available through most of the RCPM systems. These volumes have several 16-bit programs for CP/M-86 and Concurrent DOS. Among these are a version of MODEM CP/M-86, MP/M-816, and Gifford Concurrent DOS, which has some excellent examples of managing queues and the like in Concurrent environments. There are also a number of 8-bit programs in these volumes.

For fans of the Regular Expression Compiler (REC), there are more utilities from the REC people.

Here is a list of where the various public domain collections are up to in Australia as at mid January:

- CP/M User group – volume 93
- SIG/M User Group – volume 217
- C User Group – volume 50
- PC/BUE User Group – volume 71

The MISC collection, available only from the Software Tools RCPM, is up to volume 69. The PC Connection system in Melbourne has quite a lot of Capitol PC User Group material (and stuff from other PC User Groups), but the numbering scheme is so chaotic I can't tell you what is available.

PAMS News

Tomorrowland has opened a DIRECT system in Sydney (SYD-TLD), which is associated with the Brisbane Tomorrowland DIRECT System (BRIS-TLD). The Tomorrowland DIRECT system software is still undergoing development (it has been changing daily). Subscription to the Tomorrowland systems originally cost \$15 a year, but they may now be used for free. You still need to register with Tomorrowland to use the system (to satisfy a Telecom requirement), but there is no charge for the registration. The Tomorrowland DIRECT systems are aimed at users of PC and MSDOS computers. By the time you read this they should be allowing the use of three modem standards: V.21 300 bps full duplex, V.22 1200 bps full duplex and V.23 1200/75 bps. You will probably have to send a few carriage returns to the system when you log in, to enable it to determine which modem standard you are using before it displays anything to you.

Phil Sampson's Outback RCPM in Darwin has been offering dual modem standards for some time now. Phil uses a Modem Technology UDM1200 modem and you can use either V.21 300 bps up or V.23 1200/75 bps standards on his system. He has also promised to provide some technical details of how he controls the modem.

The Brisbane Experimental RCPM (BEX-RCPM) is now on line. This system is aimed at encouraging experimentation in the development of microcomputer software. Mark Little put the system up with four single-density 20 cm drives, though by the time you read this he should have two double-density 20 cm drives installed.

The Tesseract RCPM in Sydney, mentioned last month, went on line at the start of January and is already reported as being hard to access due to the volume of calls.

If you are a sysop will you please send me your *correct* contact address and voice phone

number (not for publication). Several times recently I've had information about telecommunications matters affecting sysops, which would have been usefully distributed if I had accurate records of where to contact system operators.

If you are planning to put a public access message system of some sort on line, please let me have the details when you start operation so I can keep the PAMS listing below and the AUSTPAMS on-line files up to date.

PAMS Numbers

Australia

Software Tools RCPM (ST-RCPM), (07) 378 9530 24 hours EST
 BEX RCPM (BEX-RCPM), (07) 393 3151 24 hours EST
 Tomorrowland DIRECT (BRIS-TLD), (07) 286 2438 24 hours EST
 Mi-Computer Club BBS (MiCC-BBS), (02) 662 1686 24 hours EST
 Micro Design Lab RCPM (MDL-RCPM), (02) 663 0151 24 hours EST
 Sydney Public Access RCPM (SPA-RCPM), (02) 808 3536 24 hours EST
 Sydney Osborne UG (AUSBD-RCPM), (02) 95 5377 24 hours EST
 Tesseract RCPM (TES-RCPM), (02) 651 1404 24 hours EST
 Sorcerer UG (SUG-RCPM) 'Ring Back', (02) 387 4439 1800-0800 weekdays, 0800-2400 weekends EST
 Omen RTRS (OM-RTRS), (02) 498 2495 1630-0900, 24 hours weekends
 Sydney TRS-80 UG RTRS (STRUG-RTRS), (02) 332 2494 24 hours EST
 Prophet BBS (PROPHET-BBS), (02) 628 7030 24 hours EST
 Dick Smith Electronics (DSE-BBS), (02) 887 2276 24 hours EST
 Tomorrowland DIRECT (SYD-TLD), (02) 411 2053 24 hours EST
 Sydney Apple UG (AUG-BBS), (02) 451 6575 24 hours EST

Texas Instruments UG (TISHUG-BBS), (02) 560 0926 restricted hours
 Oracle RTRS (ORACLE-RTRS), (02) 960 3641 0-1800 weekdays, 0-0800 weekends EST
 Newcastle Micro RCPM (NMC-RCPM), (049) 68 5385 1700-0830, 24 hours weekends EST
 Melbourne CBBS (MICOM-CBBS), (03) 762 5088 24 hours EST
 TARDIS RCPM (TARDIS-RCPM), (03) 67 7760 1800-0800, 24 hours weekends EST
 Sorcerer CUA RCPM (SCUA-RCPM), (03) 434 3529 24 hours EST
 East Ringwood RCPM (ERING-RCPM), (03) 870 4623 1600-2400 daily EST
 PC Connection IBBS (PCC-IBBS), (03) 528 3750 24 hours EST
 HiSoft IBBS (HISOFT-IBBS), (03) 799 2001 24 hours EST
 Computers Galore IBBS (CG-IBBS), (03) 561 8479 24 hours EST
 OMEN IV RTRS (OM4-RTRS), (03) 846 4034 24 hours EST
 Gippsland RCPM (GL-RCPM), (051) 34 1563 24 hours EST
 Gippsland MAIL BUS (GL-MBUS), (051) 27 7245 24 hours EST
 Mike Scott's BBS (MS-BBS), (003) 34 9411 24 hours EST
 Adelaide Micro UG BBS (AMUG-BBS), (08) 271 2043 1000-2200 CST
 Computer Ventures BBS (CV-BBS), (08) 255 9146 24 hours CST
 Outback RCPM (OUTB-RCPM), (089) 27 7111 24 hours CST
 OMEN II RTRS (OM2-RTRS), (089) 27 4454 24 hours CST
 OMEN III RTRS (OM3-RTRS), (09) 279 8555 0800-2400, 24 hours weekends

New Zealand

Attache RBBS (ATT-RBBS), ISD: 64 9 78 9084 24 hours NZT; Domestic (09) 76 9084

THE SINCLAIR ZX Spectrum is a marvellous little machine; colour, sound, graphics, an awful keyboard – the works. Its meteoric rise in England has attracted what can only be described as a horde of add-ons – little boxes and things which plug into the rear of the machine. These little boxes have naturally been designed to perform all sorts of weird and wonderful functions, and are in many cases supposed to make up for deficiencies in Sir Clive's basic Spectrum architecture.

This month I am going to review several of these little boxes, including one which (horror of horrors!) does not even plug into the edge connector of the Spectrum at all.

The Spectrum Speaks

The first is a Currah MicroSpeech – a neat little unit, which against Sinclair add-on tradition, sits horizontally rather than vertically against the Spectrum's edge connector. On the rear of the unit are two plugs – one for the Spectrum's microphone socket, and the other for the Spectrum's TV connection. The cable from the TV plugs directly into the MicroSpeech.

When the Spectrum with MicroSpeech is switched on nothing particularly unusual happens – apart from a Currah sign-on message on the top of the screen – until you press ENTER. When you do that, your television squawks 'Enter' (that is, if you have the volume on your telly turned up a bit). Pressing the Spectrum's other keys – including all symbols and functions – produces similar vocalisation. It's hard to describe the accent of the MicroSpeech. It certainly doesn't have a 'midwestern' American female voice like some American units are supposed to; it is more 'artificial' than that (is that possible?). Anyway, the sound of it is quite amusing – although bordering on the incomprehensible at times.

Once you have become bored with pressing the '(C)' character and hearing the computer say 'Copyright' and so on, you can enter LET KEYS=0 which will switch off the key-voicing. LET KEYS=1 will switch it back on again.

The MicroSpeech uses phonemes to represent speech. These consist of most of the letters in the alphabet plus a few special sounds, like 'dth' to represent the 'th' of 'the'. To program your own sentences to be spoken, you use the string 'S\$'. For instance, to program

the MicroSpeech to say 'speak no evil', you would use LET S\$='sp(ee)k n(oo)(ee)vil'. It looks rather strange but you quickly become accustomed to the system, and virtually any sentence can be reproduced reasonably faithfully, although the limited number of phonemes is somewhat restricting.

The command: LET S\$='(dth) (ee) (eh)str(aa)lian zedekz (ou)s(ers)z as (oo) (sh) (ee) (ay)shun' produced what I thought was a pretty close approximation of 'The Australian ZX Users' Association'. Pity almost nobody else could understand what it was saying! It was my first try at making the MicroSpeech say something, so perhaps with experience I could have improved upon it somewhat.

Thankfully the MicroSpeech stores its S\$ command strings in a buffer before saying them, which means the Spectrum can go on doing something else while the MicroSpeech continues to process the speech commands. Another handy function of the MicroSpeech is to direct the Spectrum's puny sound output through the television speaker, thus serving as a valuable amplifier. The tiny speaker in the Spectrum is next to useless and the Currah is nearly worth its price just as an amplifier. The only problem with sending the sound and speech to the television is that it can interfere with the television picture at times. It doesn't appear noticeable on a black and white set (which I use), but a friend reported a few problems with a colour set.

The MicroSpeech comes attractively boxed (unlike many add-ons), with a neat instruction booklet covering just about everything you need to know, and a sample cassette to show off the MicroSpeech. The 'B' side of the cassette contains a fairly good (although slow) graphics adventure game which uses the MicroSpeech to good effect.

The Currah MicroSpeech certainly does have some benefits, especially for education, but the home hacker would be limited to the amplifier and the novelty. It is great fun, and at \$62 is much better value than the similar Votrax Type-n-Talk (for non-Sinclair micros) which used to cost somewhere around \$500.

Standard Joystick Interfacing

Next up is the Stonechip Electronics Joystick Interface. This is quite a handsome little unit which looks a bit like the

old 16K ZX81 RAM pack, and costs \$29.95. It plugs into the Spectrum's edge connector, and has a joystick nine-way (Atari standard) socket, a three-position switch and a small LED to indicate power-on set in the front of the interface.

This interface is designed to remove all joystick interface problems with game programs by being programmable. Instead of having one built-in configuration, the Stonechip Interface has no built-in configuration, and you program it yourself.

Programming the unit is fairly simple: move the switch on the interface to 'PROGRAM' and, while pressing down a key on the Spectrum's keyboard, move the joystick in the corresponding direction. If your game has a 'fire' capability you must program the joystick the same way again, except this time by holding the keyboard's appropriate 'fire' and movement keys simultaneously. If programmed correctly (changes are no trouble, because switching back to 'PROGRAM' after 'PLAY' does not erase current settings), the Interface works excellently. We were supplied with a SureShot joystick together with the Interface for review. This joystick worked well, providing a positive 'click' action when moving the stick. The only problem with the SureShot was that it had one of those plastic knobs which are constantly unscrewing while you play your game, and getting it tight on the shaft seemed impossible without dismantling it. In any case, any Atari-type joystick will work with the Stonechip Interface.

The main problem with the Stonechip Interface was that the joystick settings are erased once you remove the Spectrum's power. This means that every time you turn the power off to change games (which you need to do with most machine code games on the Spectrum, it would appear) you need to re-program the joystick. This might get to be a nuisance after a while, so I wonder how useful this interface really is.

Alternatively, you might get used to programming the interface and thus find it no nuisance at all. In any case, I think they should have programmed the interface with one setting at least (while still allowing the user to program an additional 'keyboard' set) – that of the Kempston joystick. The Kempston seems to be the standard interface most Spectrum software manufacturers have

adopted, so to provide compatibility with it would have ensured the Stonechip's success. Without it, I am not so sure the Interface will be a winner.

Making More Noise

The Stonechip Echo Amplifier, like the Currah MicroSpeech, amplifies the Spectrum's almost inaudible sound. Unlike the Currah, amplifying sound is the principal function of this add-on.

The Echo Amplifier does not plug into the Spectrum's edge connector. Instead, it intercepts the Spectrum's power supply and cassette recorder cables, and provides short jumper cables to plug into the Spectrum. These cables are too short to have the unit any further away than almost touching the Spectrum, which might be a problem in some circumstances.

The Amplifier looks very smart. Finished in moulded black plastic, it looks like a part of the Spectrum sitting next to the computer. Three knobs on top control the volume, tone and save/load/beep functions respectively, a small cue button is situated to the right of these, and a small LED indicates power on/off.

The Echo Amplifier has two main purposes - to amplify the Spectrum's sound (by switching the Echo to 'beep') and to make cable swapping unnecessary when saving or loading a cassette. The cue function enables the user to record his/her own voice before the start of the program, supposedly to make it easier to find and identify programs on tape.

Stonechip claims to have incorporated filters in the design of the Echo Amplifier to make saving and loading more reliable. From what I've found, saving and loading are pretty reliable normally if I'm using good-quality cassettes, so I can't verify any improvement in performance in this regard.

As a Spectrum 'beep' amplifier, the Echo unit works faultlessly. The volume control gives a reasonable range and is just the thing where background noise interferes with the normal Spectrum sound. The tone control is probably unnecessary, but it's there should you require it. (It doesn't come in handy for saving or loading because the Echo's manual specifies that tone and volume have to be set to maximum before saving or loading anyway.)

A surprising omission is an ON/OFF switch. Sinclair computers have never had any sort of on/off switch (you've always had to pull the plug and even the new QL is no exception). As the Echo Amplifier intercepts the power before it reaches the Spectrum, it would be a perfect opportunity to provide an on/off switch. But no, they either didn't think of it or couldn't be bothered. Shame! (although it's really Sinclair's fault for not providing one in the first place.)

At \$42 the Echo Amplifier is quite a nice unit, but sound amplifiers are probably available for less and the Currah is better value for money at \$20 more. Still, I liked the Stonechip Echo Amplifier, and if a sound amplifier which looks great and has a couple of other bells and whistles is what you're after, you probably can't go past it. (Incidentally, the Stonechip doesn't tie up the edge connector, unlike the Currah ...)

Our thanks go to Dolphin Computers, which supplied all the above products for review. If you want more information on any of these items, contact Dolphin at 99 Reserve Road, Artarmon 2064; phone (02) 438 4933.

MICROSTAT

MICROSTAT® Rel. 4.0 has all the powerful features that have made MICROSTAT the most popular interactive statistics package for the past several years and now includes:

- * Interface with ASCII files and external data base/spreadsheet files.
- * Output redirection to text files for editing and report generation.
- * Missing data handling.
- * Improved Recode/Select options.
- * Handles large data sets. File size is limited only by disk capacity for most procedures.
- * Data Management Subsystem (DMS) for file creation plus the ability to: edit, list, destroy, delete cases, augment, sort, rank order, lag, move, merge and transform the data.
- * Data transformations include: add, subtract, multiply, divide, reciprocal, log, natural log, natural antilog,

exponential, linear transformation, adding any number of variables to create a new variable, plus others.

* The DMS places you in complete control of the data files and allows you to create new variables from existing variables via the transformations.

Other features include:

- * Descriptive statistics
- * Hypothesis tests
- * Analysis of Variance
- * Scatterplot
- * Correlation analysis
- * Simple, Multiple, and Stepwise Multiple Regression analysis
- * Time Series analysis
- * Nonparametric Tests
- * Crosstabs
- * Factorials, Permutations, Combinations, and Probability Distributions

Runs under MS-DOS/PC-DOS, CP/M86, and CP/M. Requires 128K memory (64K for CP/M).

I would like more information on Microstat

Name _____


Address _____

Postcode _____

Telephone _____

Cerebral Solutions


No. 2, 281-285 Pacific Highway
North Sydney, NSW 2060
Phone (02) 923 2288



apple
AUTHORISED DEALER

Largest stockist of software for
BUSINESS and EDUCATIONAL applications.
Also for the
HOBBYIST and GAMES ENTHUSIAST
The Apple and Commodore specialist

Call at COMPUTERTIME, 345 Victoria Avenue,
CHATSWOOD, N.S.W. 2067
or Phone: (02) 411-5277 ... (02) 411-5757 for immediate attention.



Commodore
AUTHORISED DEALER

Modifications, Repairs and Upgrades: To home computers, specialising in Microbee and Apple II (or lookalike). Also burn EP-ROMS, and build and repair add-ons. Rates from \$15 an hour, plus parts and travel. Fix 'n' Chips, Petersham NSW. Ring Lindsay on (02) 569 4410; 8 am - 10 am, 5 pm - 9 pm.

VZ200 Quality Software: Not another time-wasting and trivial game, but a fascinating, instructional and interactive program for both beginners and more advanced, serious users. Highly commended by independent reviewers. Colour graphics require full 24K RAM. Send \$10 to PAM Software, PO Box 335, Lutwyche 4030, for prompt forwarding.

Spectrum Software: Top titles, many not available in Australia. Write for catalogue. Adam Carter, 2 Dougand Court, Dingley, Victoria, 3172.

Sharp PC-1500: Golf game with 18 holes, bunkers and water traps. Choose your club and watch the ball's trajectory on the screen. Send \$10 for program print-out and manual. John Standingford, 3 Hampstead Avenue, Highgate 5063.

For Sale: TRS-80 Model III with 48K and two drives; TRS-DOS and Profile III+; all Scott Adams adventures, including Asylum, Death-maze and 2000; two boxes of diskettes; /BAS and /CMD; and Zork and other games. Worth over \$4000, will sell for \$2000. Urgent sale. Ring Steve Hewitt on (03) 793 2357 (ah) or (03) 705 5200 (bh).

BASIC Program Printout to Convert Date to Weekday: Send \$2 to Box 20, University, Papua New Guinea.

ACT VIC-20 bi-monthly magazine: Many interesting articles and programs. March issue \$2, bi-monthly \$12 per year. Write to Chris Groenhout, 25 Kerferd Street, Watson 2602.

Write Off Theft: Protect your micro, video etc. With the revolutionary marker pen, invisibly mark your telephone number or other identifier. One pen will identify most items in your home/school/company. Only readable with a U.V. light. \$8.50 each. Frazer Electronics. P.O. Box 485 Ringwood, Vic, 3131.

Wanted to Buy: Mytek Digitalker for the Microbee. Best offer taken. Michael Quinn, 69 Eyre Street, Broken Hill 2880

VIC-20 Program Library: High-quality games, utilities and miscellaneous programs

available. Send SAE to Chris Groenhout, 25 Kerferd Street, Watson 2602, for list.

Microbee Appendix Software: *Maze* - A very large maze for you to escape from. High-resolution three-dimensional graphics. Find food to live and maps, compasses and magic crosses to help you get out alive. *Appmon* - An advanced, easier to use monitor. Scroll through memory. Displays address and contents in binary, octal, decimal, hexadecimal and ASCII. You may also input numbers in all these bases. The top eight lines of the screen show a direct dump of memory, that is, ASCII. To call the monitor from basic just type TAB. To escape from the monitor type BREAK and you will be returned to exactly where you were even if it was half-way through a running program! So now you never need to lose an adventure game again! Mail order. *Maze* \$18. *Appmon* \$16. 18/69 Lynwood Avenue, Dee Why 2099.

Microbee: International one-day cricket (needs a 32K Bee) - \$13.50. Test Cricket - choose your own opponent - \$15.50. Super Golf with graphic representations of fairways and greens - \$13.50. Mail order G. Gardoz, 1 Yarana Drive, Mt Helen 3350.

Microbee: Hyperspace - an arcade-style game - \$5 (tape and listing). T.B. Knowler, 5 Keane Place, Fraser 2615.

Wanted: Help with Asylum adventure! Just past "Exador Burro and Lantern, seeking Truth". Simon Wilson, 66 Cameron Parade, Bundoora 3038.

Wanted to Buy: A copy of TRSDOS manual, special loading instructions for 'Crush, Crumble and Chomp' by Automated Simulations, and a copy of Microsoft EDTASM+ for disk. P. Klemencic, 21 Bayswater Road, Moonah 7009; phone (002) 28 0758 ah.

Software: Over 650 disks of public domain software. CP/M, CP/MUG, SIG/M, C-UG on over 150 formats, IBM-PC Blue and PC-DOS. \$10 per volume, \$15 for two. Catalogues on disk or as hard copy - \$12 (specify IBM or CP/M). Add \$1 P&P to the cost of all orders. Special prices available on the purchase of full sets. Contact R.B. Archer and Associates, PO Box 696 Ringwood 3134.

For Sale: Taxan printer buffer (Japanese), 64K, parallel I/O only, unused - \$400. Write to 11/48 Lansell Road, Toorak 3142.

Commodore Software: FSII, Jumpman, Zaxxon, Summer Games, Multiplan and Pole Position (all on disk) - \$20 each or \$100 for the lot. Phone (049) 2 2221.

MUSIC SOUND RECORDING STAGE LIGHTING

SONICS

MAGAZINE

For: Musicians, Road Crews,
Recording Engineers, Lighting People,
Managers, Promoters and anybody
interested in what goes into
today's music-making.

THE ALL AUSTRALIAN MUSIC MAKERS' MAGAZINE

Published quarterly, in April, July,
October and January, with a NEW
expanded Yearbook in early March.

The big software package with the small price tag.



Information Business Manager is a complete accounting package suitable for most businesses and compatible with 8 and 16 bit micro computers (all those with CP/M or MSDOS available).

Totally developed in Australia, Information Business Manager performs the following accounting functions.

- Accounts Receivable
- Accounts Payable
- Stock Control
- Order Entry/Invoicing
- General Ledger

Fully integrated, easy to use
Multi-user version available
Comprehensive Manual

Other programmes also available

- Real Estate System
- Insurance Brokers System
- Payroll
- Software written to your specifications



For the name of your nearest
Dealer contact:

Information Unlimited

specialists in cost effective business solutions

2 Prospect Hill Road, Camberwell Vic. 3124
Telephone: (03) 813 3022 813 3077

For solutions to your Small Business
problems, talk to the professionals at
ALL STATES COMPUTERS

EPSON QX-10

Prices for the QX-10 start at **\$2500** (inc. tax). A full range of peripherals is available including 10-40 mB Winchester disks, Local Area Networking, IEEE 488, Optical Fibre Communications, A/D & D/A converter.

Reads and writes to 40 disk formats.

EPSON PRINTERS

RX-80	\$360	FX-100	\$1050
RX-100	\$800	JX-80	\$1000



RS 232C Port: Light pen interface.
Centronics parallel port. Colour option
available. 5 slot expansion bus. Fast voice
coil motor disk drives.

256K RAM: 2 x 320K drives. 640 x 400 dot
graphics. Real-time clock and calendar.
2 x RAM drives. Battery backup.
16 character fonts.

ALL STATES COMPUTERS

73 Dumaresq Street, Campbelltown 2560

Telephone (046) 27 1302




market directory

DEALERS, distributors, mail-order houses and other commercial organisations or individuals who have a message to spread but don't want to outlay the sums required for full-scale advertising can take advantage of our Market Directory — small ads to help those searching for outlets, services and equipment. For details contact *Your Computer* on (02) 662-8888 or write to PO Box 21, Waterloo 2017.

RS232 — ALL PROBLEMS SOLVED!

The RS232 Tester — helps with computer interface problems: Simple to connect; No power needed; displays transmit data.

\$38 + Tax Call for details.



The RS232 Bit Switch — designed for versatile interconnection of RS232 devices — "One in", "Three out" change-over switch (bi-directional).

Call for details. From **\$108**
+ Tax if applic.



M.F. Computers 35 Carter Road, BROOKVALE 2100.

Ph: (02) 939-1800

Telex: AA 73775

DISK COPYING

as low as

\$7.00 (+ p & p)

(less than 100K data CPM to CPM)

CPM, MSDOS, DEC, IBM

TETRAD SYSTEMS

P.O. BOX 594

FRANKSTON 3199

N & N COMPUTER ENGINEERING

COMPUTER SERVICE SPECIALISTS

- Microcomputer and peripheral service
- Maintenance contracts
- OEM and dealer support.

For details on these and other services
call (02) 569 2299

N & N COMPUTER ENGINEERING

1 Crystal Street, Petersham

N.S.W. 2049. Telephone: 569 2299

SOFTWARE FOR LAP COMPUTERS

NEC PC-82101A, TANDY Model—100, OLIVETTI M-10

Integrated software in 32K ROM for NEC PC-8201A — Spreadsheet, Database, Word Processing, Schedule, all in one. — MPLAN Spreadsheet program — JOURNALIST — Wordstar compatible text formatter program.

Other programs available.

Call: (02) 670-1610

SILICON CRAFTS

RENT IBM SOFTWARE

Symphony ...	\$58.05 (B)	Sargon III	\$4.50 (G)
Lotus 123	\$43.65 (B)	Flight SIM	\$5.22 (G)
C Compiler ...	\$13.50 (B)	Pinball	\$4.95 (G)
Copywrite	\$6.03 (B)	Pig Pen	\$2.61 (G)

Join the Down Under Software Rental Library, and save on all your IBM Software. You pay only 9% of the dealer wholesale price. Join the Games Library (G) for only \$25; join the Business Library (B) for \$30; or join both for only \$35. Start saving now — your very first rental (including joining fee) will probably be less than buying the equivalent program.

Down Under Software

1 Botherambo Street,
Richmond. Ph.: (03) 429-3216.

NEW

MICROMASTER SBC \$495*

A new complete single board computer specially designed for system integrators, OEMs, educators, and hobbyists.

- Z-80B CPU at 6 MHz
- 64K RAM
- Floppy disk controller for both 8" and 5" drives
- 2 Serial Ports
- Centronics printer port
- Clock calendar
- Hard disk adapter (optional)
- DMA controller (optional)
- Improved CP/M compatible op system.

Available as board only or as complete system.

- Introductory special plus sales tax.

Microtrix Pty. Ltd.

24 Bridge Street, Eltham. 3095
(03) 439 5155.

Conduct
your CP/M
with more
power than
ever before!



Q COMPUTER SYSTEMS (AUST) P/L



- MDRIVE — ADD AN EXTRA DISK, FASTER THAN HARD DISK
 - CACHE 0
 - CP/M 3.0
 - 8 MHz CPU UPGRADE
 - MICROHELL
 - JRT PASCAL 3.0
 - CP/M USER GROUP LIBRARY
 - ACCOUNTING SOFTWARE IN SOURCE CODE
 - PCB DESIGN SOFTWARE FOR CP/M
- ADD-ONS AND UPGRADES GALORE

140A Victoria Rd., Gladesville 2111.
Phone: (02) 816-4044



CALYPSO JANE

SOFTWARE

P.O. Box 160
St Peters. 2044

- *Specialising in individualised science education materials.
 - D.C.CIRCUITS KIT (Apple II edition)
 - *class set of instruction cards.
 - *accompanying computer disk.
 - *comprehensive teaching manual.
- SPECIAL INTRODUCTORY PRICES
AT CONASTA XXXIV

HIGH RESOLUTION/HIGH QUALITY MONITORS

for any computer complete with tilt/rotate stand.
AUSTRALIA'S LARGEST MAIL ORDER MONITOR SUPPLIER.

GREEN from \$170-\$199. AMBER from \$175-199.
NTSC (colour) from \$290.

All on 14-day Money Back Guarantee and full 6 months arts/Performance Guarantee.

For next day delivery contact us 6 days weekly:

VIDEO TECHNOLOGY (MONITORS)

17-19 Herbert St., Dulwich Hill,
or call (02) 569-3015



commodore
computer centre

SERVICE VIC-20 & 64 SALES

- Prompt repairs by friendly experts
- Easy Access
- Plenty of parking
- Open Saturday mornings
- Established 1968



Melbourne's largest range of Computers, Programs, Printers, Disc Drives, Monitors, Plotters, etc.

TELEPHONE: 419 6811

Maxwell OFFICE EQUIPMENT (VIC) PTY. LTD.
162 - 164 NICHOLSON ST.
(Near Collingwood Football Club) ABBOTSFORD

HUGHES PHOTOTYPE 960-2788 TYPESETTING BY TELEPHONE
CHEAPER • FASTER • ERROR FREE FROM COMPUTERS OR WORD PROCESSORS
2/18A SPIT ROAD, MOSMAN, NSW 2088 DISK CONVERSIONS

LETTERS TO THE EDITOR: We are happy to receive your comments and, if they are of interest to other readers, publish them. Letters will only be considered for publication if they include your name and address, although we can withhold such details from publishing on request. Note that we reserve the right to (and probably will) edit all letters for the sake of brevity, clarity or accuracy.

SUBSCRIPTIONS: Standard 12-issue rate within Australia: \$24. Surface rate for New Zealand and Papua New Guinea: \$32.60; air-mail rate: \$41.60. Save more on two years' subscription: Australian rate \$42; surface rate to New Zealand and Papua New Guinea: \$59.20; airmail rate: \$81.20. Rates for other countries on application. All overseas rates quoted are to be paid in Australian dollars. Allow up to eight weeks for subscription processing.

BACK COPIES: and single issues are available from the publisher's office (\$2.50) or by mail (\$3). We will supply photostat copies of articles where a back issue is not available, at the single-magazine price for each feature copied.

READERS' ENQUIRIES: We will make every effort to answer readers' written enquiries, if accompanied by a stamped, self-addressed envelope, although staff shortages and deadline pressures may cause delays. Please include your telephone number(s) with any enquiry. Phone enquiries not related to subscriptions, readers' advertisements, or other 'service information' cannot be accepted.

COPYRIGHT: All material appearing in *Your Computer* magazine is copyright and cannot be reproduced in part or in full, by any means, without the written permission of the Publisher or Managing Editor. Computer clubs and schools can, however, apply for restricted permanent reproduction rights for non-commercial, limited-circulation use (for example, newsletters and class instruction). Given that it sometimes takes us a while to answer such requests, you can consider that restricted permanent rights apply in these cases from the day you send in your letter, and will later be confirmed (or withdrawn) by our reply.

LIABILITY: Although it is policy to check all material used in *Your Computer* for accuracy, usefulness and suitability, no warranty, either expressed or implied, is offered for any losses due to the use of any material in this magazine.

EDITORIAL CONTRIBUTIONS: Contributions to *Your Computer* are welcomed and will be given every consideration*. Please read these notes carefully to get an idea of the style and format we prefer.

All Contributions: should include your name, address, and home and office phone numbers (in case we need to check details). Each page of your submission, and any material sent with it, should also carry your name.

Contributions by Telephone: Contributors who have modems and suitable software (in the MODEM7/YAM mould - see our stories on Christensen Protocols in the May and June 1983 issues) can arrange direct transfer to our computers through our Bulletin Board system, which is on-line 24 hours a day, seven days a week. Contact our office by phone for details on transferring material in this way.

Contributions on Disk: Contributions can be accepted in a wide variety of disk formats, although some have to be converted outside our offices, which will add to the (often lengthy) delay between receipt and acknowledgement. The preferred medium is IBM standard format single-sided, single-density, 20 cm CP/M disks. We can also handle, in-office, IBM, MicroBee, Kaypro II and Osborne 13 cm disks, and 13 cm Apple DOS or Apple CP/M disks. If you have one of the formats listed by Compotron in Brisbane (usually advertised in this magazine), we can accept that too. Please pack them extremely carefully if posting and label all disks with your name, address and phone number.

Listings: Unless it is absolutely impossible, we want listings produced on the computer. This reduces the risk of error - if the computer typed it, the computer probably accepted it. Print listings with a dark - preferably new - ribbon on white paper, and try to format the output to a narrow (40-characters) width. If they can't be produced on a printer, borrow a good typewriter - hand-written material is likely to sit around the office for a year before someone can find time to type it all out for you! Please provide an account of what the program does, how it works and so on. Any comments on the program should refer to the address, line number or label rather than to a page number. Any comments on modifying the program to work on other machines will be appreciated. Try to include a printout of at least part of a sample run if possible.

Style: All items should be typed (or printed) and double-spaced on plain white paper. We will only accept original copies - no photostats. Include your name, address, telephone number and the date on the first page of your manuscript (all manuscript pages should have your surname and page number in the top right-hand corner). Be clear and concise, and keep jargon and adjectives to a minimum.

*Although the greatest care will be exercised with contributions, no responsibility can be accepted for the safety or return of any letters, manuscripts, photographs or other materials supplied to *Your Computer* magazine. If return is desired, you should include a stamped, self-addressed envelope. If return is critical - say it's something you can't afford to lose - then don't send it; we are careful, but we're not perfect. □


AD INDEX

ACT	OBC
AED	10, 65
AWA	18
All States Computing	128
Applied Technology	30
Arcom Pacific	5
Austor	76
Australian Computer Soc.	42
Automatic Ice	97
Automation Statham	13
Barson Computers	45, 47, 49
Bi-Computer Co	108
Book Sales	122
Breeze Software	92
CAE	44
Cerebral	125
Chambers	50
Comm. & Prof. Micro	70
Compak Computer Centre	120
Computad	77
Computer Spot	16
Computer Time	126
Consultech	93
Datascape	114
Datatel	48
Deker	78
Dick Smith	22
Emona	94
Energy Control	108
Entercom	82
FBN	98
Fagan Microsystems	58, 113
Gambit Games	94
Grotnik Software	17
Hi-Tech Software	89
Ideas International	54
Labtam	14
Logo Computer Centre	99
MCE	98
Market Directory	128
Micro Analog	16
Micromail	8
Minicomp	108
Mitsui	55
Moncrieff	3
NEC	117
Nashua Offer	127
New Dimension	70
Nissei Sangyo	116
Olivetti	106
Pitman	46
Porchester Computers	118
Qubie	34
Rod Irving	29
Roland	IFC
Rose Music	74
SI Micro	12
Siemens	60
Six-S Advisory	81
Software City	32
Software Source	52
Software Specialists	36
Tallgrass Technologies	51
Typequick	11
Utilico	94
Wang	IBC
Warburton Franki	37, 110

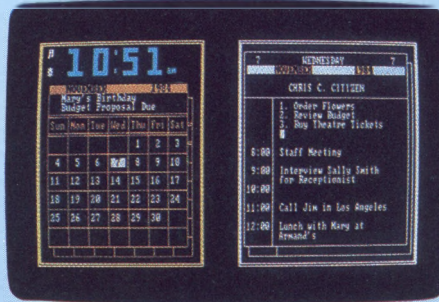
PolyWindows DESK

The New Standard for Desktop Utilities

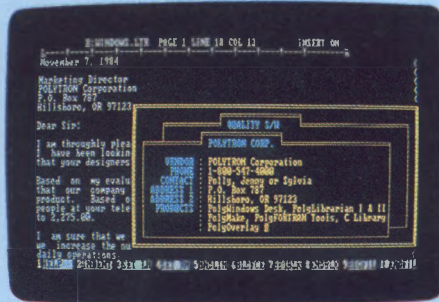
Replace this. With this. Instantly




Calculator, Memo Window Over 1-2-3



Alarm Clock, Calendar, Appt. Book



Filedex Over Wordstar



PolyWindows works with a monochrome or colour monitor.



Desktop productivity in a single keystroke even while running another program!

Finally, a software package that makes your IBM PC or true compatible as useful as you thought it should be.

PolyWindows Desk™ lets you instantly call up essential desktop tools without having to exit the program you are running or swap disks. Another keystroke takes you back to your program right where you left off.

Your numeric keypad can now become a full-featured calculator or printing calculator.

You can create your own small scale data base and replace your manual Rolodex™ with a Filedex system that has an unlimited number of "cards."

To help you manage your day, week, month and long-term projects, PolyWindows Desk has a monthly calendar, an alarm clock and daily appointment books.

And for the memos, letters and "to do" lists you write every day you can call up one or more "memo windows" with a built-in full-featured editor.

You can assign functions to specific keys using PolyKey™, a keyboard enhancement program that rivals all the high-priced keyboard utilities. This feature alone justifies the price of PolyWindows Desk.

You can designate the size of each window and, with a color monitor, change the colors of windows and information within the windows. Pull-down menus give you the ease of a Macintosh™ without a mouse. You can even call up all these tools at once using PolyWindows, the most flexible, friendly windows yet! Plus, PolyWindows lets you include custom functions and is expandable for future utility modules. PolyWindows even includes PolyGames for a quick diversion. At only \$125 PolyWindows gives you the office of the future, today.

LOGO

LOGO Computer Centre
305 Henry Lawson Business Centre, Birkenhead Point.
P.O. Box 389, Drummoyne, N.S.W. 2047


BANKCARD
VISA
AMERICAN EXPRESS

(02) 819-6811

SUPPLIERS of DIGITAL, NCR, SIGMA DATA, LOGITEC and EXECUTIVE PORTABLE COMPUTERS COMPUTER FURNITURE & COMPUTER SOFTWARE


An affordable Winchester for your IBM

If you want to
talk Winchester
and Controllers...
Talk to ACT



SAVE
hundreds of
dollars when
you buy direct
from the wholesaler!

FROM
\$1595
(Includes all taxes)



- 10-31 megabytes
- Boots directly to Winchester
- 1 year warranty
- Don't wait months, buy ex-stock
- ACT is an Australian organisation committed to backup support and service

A DIVISION OF AUSTRALIAN PROTECTION INDUSTRIES

act

Australian Computer and Telecommunications
75 Willoughby Road, Crows Nest, NSW 2065.
Telephone 02 439 6300, Telex AA 24816